



2018 PERFORMANCE PARTS & EQUIPMENT



HOT ROD • DRAG RACING • OFF-ROAD • STREET • CIRCLE TRACK
ROAD RACE • TRACTOR PULLING • MUD TRUCKS • OPEN WHEEL



Brett Hearn
Photo By: Jim DenHamer



SPECIALTY ITEMS FOR THE SHOP, TRAILER & TRACK!



Battery Disconnect
Switches With Panel
ALL80158-80159



Weather Pack
Connectors
ALL76260-76262



Weld-On
Shock Brackets
ALL60100-60107



Brake Bleeder Bottles
ALL11017-11019

Rod Ends
ALL58004-58099



Quick Release
Fire Extinguisher
Bracket
ALL10510



Fuel Line Kits
ALL26154-26169



Bob Payton
Photo By:
Matt Hauch



AVAILABLE AT PERFORMANCE PARTS DEALERS WORLDWIDE



**New Products
pg. 3-7!**

In Memory of an Outstanding Racer and Customer, Godespeed Dave Steele.

Photo By:
Tyler Sontag

The 2018 Allstar Performance catalog offers components designed for the motorsports performance marketplace. Professionals as well as enthusiasts find the wide selection available from this sourcebook a valuable resource to



any project. Year after year, the Allstar Performance team adds new products thanks to the input from its customers. Whether it's dirt or pavement, Allstar Performance is the source to complete a successful project.

Contents

New Products	3-7	Hubs, Bearings & Seals	131-132
Air Cleaners & Accessories	8-11	Rear Ends & Axles	133-143
Body	12-23	Safety/Driver Equipment	144-149
Brake	24-36	Sprint Car Components	150-164
Bumpers & Noses	37-40	Steering	165-172
Chassis	41-57	Suspension	173-203
Chemicals	58-61	Tools & Pit Equipment	204-235
Cooling	62-71	Transmission Components	236-239
Electrical, Gauges & Ignition	72-85	Wheel & Tire Accessories	240-247
Engine	86-98	Apparel & Display Material	248-250
Fasteners	99-111	Numerical Index	251-271
Fittings & Hoses	112-121	Product Index	272-278
Fuel System Components	122-130	Terms & Conditions	280



ALLSTAR PERFORMANCE Employee R&D Team

As you can see here, we are hard core performance enthusiasts. We not only stand behind our products, we use them!



Steve & Doug Needles



Bob Baldwin



Eddie Smith (son Trey)



Bryan Postelli



Jon Beach



Bob Martin



Rich Farnsworth



Mike Jordan



Rob Sanders



Brandon Zachary



Curt Spalding



Brian Morlock



Craig Mullauer



Greg Strom



Caleb Mullauer



Jim Kaekel, Jr



Scott Wahlstrom



Joe Petlick



Darren Lane



George Lane

Air Cleaner Filters

ALL26220-ALL26225

Page 9



Air Cleaner Cover **ALL26230**

Page 9



Straight Air Cleaner Studs

ALL26054 & ALL26055

Page 9



Breather Sock **ALL36208**

Page 10, 92



Breather Filters

ALL26227 & ALL26228

Page 10, 92



Breather Cover **ALL26232**

Page 10, 92



Scoop Tray Mounts

ALL54302-ALL54308

Page 11, 20, 127



Steel Plate

ALL54070-ALL54072

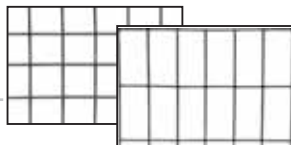
Page 13, 43



Steel Wire Screen

ALL22276 & ALL22277

Page 13



Cordless Rivet Gun

ALL18211

Page 14, 206



Modified Nose Support

ALL23073 & ALL23074

Page 15, 37



Aluminum Body Brace

ALL23021

Page 15, 17, 23, 38



Drilled Aluminum Angle, 120 Degree

ALL23132 & ALL23132-5

Page 15, 45

66" Length



Body Bolt Kit

ALL18654-ALL18655-50

Page 17, 108



NOW IN Clear!

Body Bolt Kit With Clips

ALL18656 & ALL18656-50

Page 17, 108



NOW IN Clear!

Hood Pins **ALL18492-ALL18495**

Page 18, 109



Hood Pin Extensions

ALL18524 & ALL18525

Page 19, 109



Hood Pin Adapters

ALL18526 & ALL18527

Page 19, 109



Dial-In Board Mounts

ALL23297 & ALL23298

Page 20



Brake Floater Brackets

ALL42187 & ALL42188

Page 26, 199



Brake Pressure Gauge Kit

ALL11026

Page 31, 210



**Gravel Guard
Brake Line Protector**

ALL48330 & ALL48332

Page 33



**Nylon Tie Wraps
With Mounting Holes**

ALL14390-ALL14392

Page 73, 111, 217



**Roll Cage Kits For Dodge
Neon And Ford Focus**

ALL22097 & ALL22098

Page 41



Tel-Tac Mount **ALL81332**

Page 76, 153



**Spiral Corded Momentary
Buttons** **ALL80180 & ALL80181**

Page 77



Door Bar Clamp **ALL14198**

Page 43, 144



Plastic Battery Box **ALL76099**

Page 78



**Swing Out Door Bar
Kit** **ALL22670**

Page 43



Ring Terminals

ALL76128 & ALL76129

Page 78



Flat Tab **ALL60004**

Page 49



**NEW
SIZE!**

GM LS Mini-Starter **ALL80516**

Page 81



Remote Starter Button Kit

ALL60360 & ALL60361

Page 50, 77



**Spark Plug
Race Wire Sets**

ALL81365-ALL81371

Page 85



**Upper Coil-Over
Shock Mount Kit** **ALL60230**

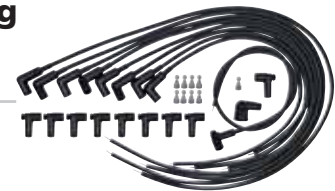
Page 50, 187



**Universal Spark Plug
Race Wire Sets**

ALL81360 & ALL81361

Page 85



Track Bar Locator Brackets

ALL60079 & ALL60089


Page 54, 189



Braided Wire Wrap

ALL76610-ALL76618

Page 72



Coil Wire Kits

ALL81380 & ALL81381

Page 85

Low Profile Tie Wraps

ALL14395 & ALL14396

Page 73, 111, 217



Spark Plug Gap Tool Kit

ALL96516

Page 85, 213



**Engine Oil Pressure
Primer Tank ALL10535**

Page 86, 212



**Adjustable Fuel Logs
ALL26150 & ALL26151**

Page 124



**Valve Cover And Carb
Hold Down Nuts**

ALL26320-ALL26326

Page 92



**Nitrous
Bottle Warmer**

ALL76428

Page 124



Engine Cover

ALL26234

Page 96



**Nitrous Pressure
Control Kits**

ALL76197 & ALL76198

Page 124



Universal Engine Mid-Plates

ALL38121 & ALL38122

Page 97



**Adjustable Angled
Carb Spacer ALL25977**

Page 126



Heavy Duty Tie Wraps

ALL14380-ALL14385

Page 111, 217



Morse Cable Half Clamp

ALL18325


Page 128, 237



**Braided Steel Line
With 10mm Banjo Fitting**

ALL46340-18

Page 115



**Plastic Quick Change
Drain Pan ALL14356**

Page 137, 142, 235



Power Steering Hose Kits

ALL48201 & ALL48205

Page 119, 166



GM U-Joint Strap Kit

ALL69014

Page 141



Power Steering Hose


ALL48270-3-ALL48275-6

Page 119, 166



**Border Style
Ribbon Window Net ALL10249**

Page 145



Power Steering Hose Ends

ALL48271-ALL48279

Page 119, 166



**Funny Car Style
Window Net ALL10291**

Page 145



Helmet Fan ALL13011

Page 147



Flat Front Air Box

ALL23226

Page 150



**Carbon Fiber
Jacobs Ladder Covers**

ALL55091 & ALL55092

Page 161



**Sprint
Wheel Cover Bolt Kits**

ALL44265 & ALL44266

Page 163, 241



Low Friction Lower Ball Joints

ALL56027-ALL57029

Page 174

**NEW
APPLICATIONS!**



Metric Upper Control Arms

ALL57995 & ALL57996

Page 175

**NEW
SIZES!**



14mm Bump Stop Kit

ALL64360

Page 182



Bump Stop Pucks

ALL64367-ALL64386

Page 182



Aluminum Backing Washer

ALL64366

Page 182



Bump Stop Shims

ALL64364 & ALL64365

Page 182



Shock Bump Covers

ALL64216 & ALL64218

Page 182



**Bushing Style Pull Bar
(Dual Shaft)**

ALL56363

Page 192



Steel Suspension Tubes **ALL57167**

Page 196

**NEW SIZE
11.5"!**



Heavy Duty Suspension Tubes

ALL57350-ALL57374

Page 196



**Modified Universal
Lift Bar** **ALL68310**

Page 199



QC Lift Bar Brackets

ALL68314-ALL68318

Page 199



**GM Trailing Arm Bushing
With Insert** **ALL56248**


Page 202



Double Sided Tape

ALL14288

Page 220



Pit Extension With Hex Socket

ALL10234 & ALL10235

Page 225, 240

**3/8"
Drive!**



**Heated
Tire Groover** **ALL10260**

Page 229, 244



**Two-Lever Shifter
With Unequal Handles** **ALL54124**

Page 236





Transmission Breather Kit

ALL36147

Page 237



Transmission Stand

ALL10175

Page 238



Bert Clutch

Assembly Tool ALL14295

Page 239



Allstar Dark Gray Circle Track T-Shirts

ALL99901

Page 248



Allstar Ladies Rhinestone Tank Top

ALL99926

Page 248



Allstar Ladies Rhinestone T-Shirt

ALL99927

Page 248



Allstar Lightweight Jacket

ALL99918

Page 249



Product Fix-It Tags

ALL020 & ALL020-50

Page 250



Coated Braided Steel Lines With Steel Ends

Black coated braided steel lines with steel ends. Choose #3 or #4 line in straight/straight or straight/90° configurations. Lengths stated are overall, end to end.



Length	#3 Line		#4 Line	
	Two -3 Straight	-3 90° And -3 Straight	Two -4 Straight	-4 90° And -4 Straight
12"	ALL48430-12	ALL48434-12	ALL48440-12	ALL48444-12
15"	ALL48430-15	ALL48434-15	ALL48440-15	ALL48444-15
18"	ALL48430-18	ALL48434-18	ALL48440-18	ALL48444-18
21"	ALL48430-21	ALL48434-21	ALL48440-21	ALL48444-21
24"	ALL48430-24	ALL48434-24	ALL48440-24	ALL48444-24
30"	ALL48430-30	ALL48434-30	ALL48440-30	ALL48444-30
36"	ALL48430-36	ALL48434-36	ALL48440-36	ALL48444-36

Front Strut Mounting Bracket

ALL60215

Designed for use with any stud mount coil-over strut, mounting brackets attach to the front strut bars. Brackets are also flat for universal applications and may be bent to fit multiple configurations of tubes and angles on varying chassis options.



Wheelie Bar Caster Bracket Kit

Wheelie bar caster brackets are a great start to building a wheel bar. Extra strong double tabs include two holes allowing wheel bars to be easily raised and lowered. Kit accepts wheelie bar wheels up to 1.625" wide x 4" diameter. Wheel bracket has 1/2" I.D. axle holes and is fabricated from .113" thick mild steel. Mounting tabs are .235 thick mild steel. Welding required. Kit does 1 wheelie bar wheel.



5th Coil Mount

1-1/2" aluminum bracket bolts in the center of the chassis to mount a 5th coil shock assembly.



NEW PRODUCTS

Lightweight 14" Aluminum Air Cleaner Kits

Race and dyno proven air cleaners feature a low profile and free flowing design that creates more power over standard flat air cleaner assemblies. Kits include a high flowing dropped base with matching lid and a sure seal spacer with an integrated O-ring for a positive seal on carburetors with a 5-1/8" neck.

Kits Without Element

These kits are sold without filters. Select plain or black coated finish and the correct height sure seal spacer.



Description	Plain Finish	Black Finish
Kit With 1/2" Sure Seal Spacer	ALL25900	ALL25901
Kit With 1" Sure Seal Spacer	ALL25902	ALL25903
Kit With 1-1/2" Sure Seal Spacer	ALL25904	ALL25905
Kit With 2" Sure Seal Spacer	ALL25906	ALL25907

Kits With Paper Element

Kits include a paper element filter in choice of 3", 3-1/2", 4" or 5" height and a 1" sure seal spacer. Choose from plain or black coated finish lid and base.



Description	Plain Finish	Black Finish
Kit With 3" Paper Element	ALL25910	ALL25911
Kit With 3-1/2" Paper Element	ALL25912	ALL25913
Kit With 4" Paper Element	ALL25914	ALL25915
Kit With 5" Paper Element	ALL25916	ALL25917

Kits With Washable Element

Kits include a pre-oiled washable element filter in choice of 3", 4", 5" or 6" height and a 1" sure seal spacer. Choose from plain or black coated finish lid and base.



Description	Plain Finish	Black Finish
Kit With 3" Washable Element	ALL25920	ALL25921
Kit With 4" Washable Element	ALL25922	ALL25923
Kit With 5" Washable Element	ALL25924	ALL25925
Kit With 6" Washable Element	ALL25926	ALL25927

Individual Components

- ALL25940..... 14" Top Plain
- ALL25941..... 14" Bottom Plain
- ALL25942..... 14" Top Black
- ALL25943..... 14" Bottom Black
- ALL25944..... 1/2" Sure Seal Spacer (places air cleaner base 1-1/8" below carb neck sealing flange)
- ALL25945..... 1" Sure Seal Spacer (places air cleaner base 5/8" below carb neck sealing flange)
- ALL25946..... 1-1/2" Sure Seal Spacer (places air cleaner base 1/8" below carb neck sealing flange)
- ALL25947..... 2" Sure Seal Spacer (places air cleaner base 3/8" above carb neck sealing flange)



ALL25945

14" Aluminum Air Cleaner Kits

Low profile, spun aluminum air cleaner kits have a plain or black finished lid, a base for carburetors with 5-1/8" necks and O-ring spacers for a positive seal. Elements sold separately.



ALL26094

- ALL26094..... Plain Kit With 1/2" Spacer
- ALL26097..... Black Kit With 1/2" Spacer
- ALL26095..... Plain Offset Base Kit With 1/2" Spacer
- ALL26098..... Plain Kit With 1" Spacer
- ALL26099..... Black Kit With 1" Spacer

Individual Components

- ALL26090..... Plain Top
- ALL26088..... Black Top
- ALL26092..... Standard Base
- ALL26091..... Offset Base
- ALL26085..... 1/2" Spacer (places base 1-3/8" below carb neck sealing flange)
- ALL26086..... 1" Spacer (places base 7/8" below carb neck sealing flange)
- ALL26087..... 1-1/2" Spacer (places base 3/8" below carb neck sealing flange)
- ALL25947..... 2" Spacer (places base 1/8" above carb neck sealing flange)
- ALL26084..... Replacement Spacer O-ring

16" Aluminum Air Cleaner Kit **ALL26096**

Larger diameter unit provides increased filter area and air flow over standard 14" air cleaners allowing the same amount of flow when using a shorter element due to limited clearance. Kit includes a low profile, spun aluminum lid, a base for carburetors with 5-1/8" neck and a 1/2" tall O-ring spacer for a positive seal. Element sold separately.



Individual Components

- ALL26089..... Top
- ALL26093..... Base
- ALL26085..... 1/2" Spacer (places base 1-11/16" below carb neck sealing flange)
- ALL26086..... 1" Spacer (places base 1-3/16" below carb neck sealing flange)
- ALL26087..... 1-1/2" Spacer (places base 11/16" below carb neck sealing flange)
- ALL25947..... 2" Spacer (places base 3/16" below carb neck sealing flange)
- ALL26084..... Replacement Spacer O-ring

Offset Air Cleaner Base **ALL26091**

14" base is offset 2" and commonly used for extra distributor clearance. Offset base has a 1-1/2" drop and will fit carburetors with a 5-1/8" neck including Q-Jets, Holley 2bbl and Edelbrock carburetors without choke. Base will not work with Holley 4bbl carburetors. Offset air cleaner stud ALL26057 is required.



2BBL Air Cleaner Base

ALL26081

Aluminum air cleaner base has 14" overall diameter. 5/8" drop, plain finish. 3" diameter carburetor flange.



Air Cleaner Adapter **ALL26080**

Use the more readily available 4bbl. air cleaner on a Rochester 2bbl. carburetor. Accessorize with aftermarket air cleaner and retain stock 2bbl. carburetor and intake. Racing classes using a 2bbl. can benefit from the higher flow of a 4bbl. air cleaner. Made of high strength ABS plastic. Adapter has a 3" I.D. and a 5-1/8" O.D.



Air Cleaner Filters

Mesh filters fit over an air cleaner assembly adding another layer of protection against dirt, dust and debris. Filters fit Allstar paper and washable 14" air cleaners, and will not fit oversized units like R2C.



Filters Without Top Cover

- ALL26220..... 14" x 3"
- ALL26221..... 14" x 4"
- ALL26222..... 14" x 5"

Filters With Top Cover

- ALL26224..... 14" x 4"
- ALL26225..... 14" x 5"

Paper Air Filter Elements

High performance paper air filter elements increase air flow.

- | | |
|----------------------------|----------------------------|
| ALL26020..... 14" x 3" | ALL26028..... 16" x 3" |
| ALL26021..... 14" x 3-1/2" | ALL26029..... 16" x 3-1/2" |
| ALL26022..... 14" x 4" | ALL26030..... 16" x 4" |
| ALL26023..... 14" x 5" | |



Washable Air Filter Elements

Washable air filter elements offer better engine protection and increase air flow for more power and torque. Elements are pre-oiled and available in four heights.

- | | |
|------------------------|------------------------|
| ALL26000..... 14" x 3" | ALL26004..... 14" x 5" |
| ALL26002..... 14" x 4" | ALL26006..... 14" x 6" |



Air Cleaner Top Element **ALL26010**

Unique 14" dia. element replaces traditional metal lid to increase air flow for more horsepower and torque. Washable element may be cleaned and used over and over. Top element is pre-oiled and ready for installation.



Air Cleaner Cover

ALL26230

Water-repellent cover fits 14" diameter air cleaner assemblies from 3" to 6" tall. Perfect for washing or storage and includes a draw string.



Air Cleaner Hold Down Seal

Hold down seal prevents dirt from collecting in the "cup" of the air cleaner lid, which can fall into the carburetor causing major engine damage. This is specially designed to fit Allstar aluminum air cleaner lids. Available to fit 1/4" or 5/16" carburetor studs.



- ALL26050..... 1/4"-20 Threads
- ALL26051..... 5/16"-18 Threads

O-Ring Carb Nuts

Seal air cleaner and eliminate using a wrench to remove air cleaner assembly. Black aluminum nuts have a grooved pattern for non-slip grip.



ALL26045

ALL26046

Short Nut - 5/8" Tall

- ALL26045..... 1/4"-20 Thread
- ALL26047..... 5/16"-18 Thread

Tall Nut - 1-1/4" Tall

- ALL26046..... 1/4"-20 Thread
- ALL26048..... 5/16"-18 Thread

Air Cleaner Studs

Straight and offset studs (for use with Allstar offset base air cleaners) are 6" long with 1/4"-20 threads and a wing nut. ALL26056 also has an adapter for carbs with 5/16"-18 threads. ALL26057 has a 1-1/2" offset.



ALL26057

ALL26056

ALL26058

- ALL26056..... Straight Stud With Adapter
- ALL26057..... Offset Stud, 1/4" x 6"
- ALL26058..... Adapter, 1/4" To 5/16"

Straight Air Cleaner Studs

Studs have 5/16"-18 threads and are 6" long.

NEW!

- ALL26054..... Aluminum
- ALL26055..... Chrome Moly



ALL26054



Frank Heckenast, Jr.

Photo: Todd Healy



Filter Cleaning Station

ALL26009

Filter cleaning station simplifies and speeds up the process of servicing 14" washable air filters. Spray air filter with a cleaner/degreaser as recommended by filter manufacturer. Allow a brief time to soak and then flush clean with a garden hose. Allow filter to dry completely then apply an even application of filter oil, if applicable. For use with washable filter elements only.



Air Filter Cleaner ALL78222

Spray solution directly onto dirty air filter. Allow a brief time to soak, 5-10 minutes then rinse clean with water. For use with Allstar washable air filter elements. Plastic 24 oz. bottle.



Breathers

Shielded or non-shielded clamp-on breathers will fit valve cover tubes.

- ALL36202..... Non-Shielded Breather, 1-1/2"
- ALL36203..... Shielded Breather, 1-1/2"
- ALL36204..... Non-Shielded Breather, 1-3/8"
- ALL36205..... Shielded Breather, 1-3/8"



Breather Sock ALL36208

The breather sock fits over standard 3" diameter, 2-1/2" tall valve cover breathers to help catch residual oil discharged from the engine through valve cover breathers. A practical alternative to wrapping dirty shop rags around valve cover breathers! Socks are easily cleaned with a mild detergent.



Breather Filters

Mesh filters add another layer of protection against dirt, dust and debris. Fits 3" diameter breathers typically used on valve covers, breather tanks and helmet systems.

NEW!



- ALL26227 Fits Non-Shielded Breathers
- ALL26228..... Fits Shielded Breathers

Related Parts

- ALL36202..... Non-Shielded Breather, 1-1/2"
- ALL36203..... Shielded Breather, 1-1/2"
- ALL36204..... Non-Shielded Breather, 1-3/8"
- ALL36205..... Shielded Breather, 1-3/8"

Breather Cover ALL26232

Water-repellent cover fits 3" diameter breathers commonly found on valve covers, breather tanks and helmet systems. Cover with drawstring fits both shielded and non-shielded breathers.

NEW!



Carb Hats

Carburetor hats are ideal to cover open carbs and prevent debris from falling into the engine while working in garage or pit area while the air cleaner is removed. 2-1/2" tall carb hats are designed to fit most carbs or throttle bodies with a 5-1/8" diameter neck.



- ALL26040..... Plastic Carb Hat
- ALL26042..... Plastic Carb Hat With Screen, Use When Adjusting Valves
- ALL26043..... Aluminum Carb Hat, Standard Spun Aluminum
- ALL26044 Aluminum Carb Hat, Deluxe Machined Aluminum With Sealing O-Ring

Note: Hats will not clear choke linkage or shaft on Holley style carbs but will clear choke horn with choke linkage and shaft removed.

Dominator Carb Hat ALL26041

Plastic carb hat is 2-3/8" tall and fits over the 7-1/4" air cleaner opening of Holley Dominator carburetors to prevent water or debris from entering the engine. Solid cover may be drilled when an air cleaner stud is used.



Sprint Car Wash Plug Set

Aluminum plugs have O-rings for a water tight seal and will keep dirt out of injectors while cleaning sprint car. 4-piece set comes with a nylon storage pouch.



ALL26072

Part No.	Size	Wash Plug Dia.	Stack Dia.
Kinsler			
ALL26072	2-1/4"	2.328"	2.335"
ALL26073	2-11/16"	2.762"	2.790"
ALL26074	2-3/4"	2.848"	2.875"
ALL26075	2-13/16"	2.921"	2.950"
ALL26076	2.90"	2.973"	3.00"
Engler			
ALL26033	2-1/2"	2.632"	2.650"
ALL26035	2-13/16"	2.885"	2.905"
ALL26036	2.90"	2.973"	3.00"
ALL26038	3"	3.073"	3.10"
Hilborn			
ALL26032	2-7/16"	2.483"	2.50"



Jamie Veal

Photo: Phil Jordison

Hood Scoops

Carbon fiber look scoops are molded from durable high impact plastic and have a molded-in flange for easy mounting. Protect air cleaners that protrude through the hood from dirt and debris.

- ALL23230..... 2-1/2" Tall Tapered Front
- ALL23232..... 3-1/2" Tall Tapered Front
- ALL23233..... 3-1/2" Tall Open Front
- ALL23235..... 3-1/2" Tall Straight Front
- ALL23237..... 5-1/2" Tall Straight Front



Air Pans

Lightweight aluminum air pans fit between the carburetor and cowl area to keep engine heat away from and direct cool air to the carburetor. Cooler intake air means extra horsepower. Carb mounting flange is uncut.

- ALL26100..... Stepped Plenum
- ALL26101..... Flat Plenum



Aero Scoops

Aerodynamically designed fiberglass scoops are strong yet lightweight with a durable, black high-gloss, seamless gelcoat finish and a 2" wide mounting flange. Open back scoops have an angled 6" tall rear opening to fit most windshields.



Part No.	Description	Overall Height	Overall Length	Width w/o Flange
ALL23280	Open Back	13-1/2"	50"	14-1/2"
ALL23282	Open Back	13"	50"	14-1/2"
ALL23284	Closed Back	12"	38"	14-1/2"

Dragster Scoops




Strong yet lightweight, fiberglass scoops have a durable, black high-gloss, seamless gelcoat finish. Complete installation on 4500 series carburetors requires a scoop tray mounting kit, which mounts between carb and intake manifold to secure ALL23288 scoop tray. Scoops are typically secured to tray with quick turn fasteners and hardware (sold separately).

Part No.	Overall Height	Overall Length	Width
ALL23270	16"	33"	14"
ALL23272	15-1/2"	25-1/2"	14"
ALL23274	20-1/2"	29-1/2"	14"

Dragster Scoop Tray

ALL23288

Fiberglass scoop tray is the lower portion of the scoop or plenum that directs air into the carburetor. Provides a strong base for mounting Allstar Performance as well as other dragster scoops. Commonly fastened with quick turn fasteners. Tray fits most 4500 series carburetors and attaches to many popular scoop tray mounts. Tray measures 3" tall x 21-5/8" long x 13-1/2" wide.



Scoop Tray Mounts

Scoop tray mounts offer an all in one solution to mount a scoop tray, throttle, and **NEW!** nitrous solenoid. Mounts provide a clean look, eliminating the need to use multiple brackets, mounts and gaskets. CNC machined from 6061 aluminum, black anodized.

- ALL54302..... 4150
- ALL54304..... 4500
- ALL54306..... 4150 With Nitrous Mount
- ALL54308..... 4500 With Nitrous Mount



Quick Turn Starter Kit

ALL19410

Not sure where to start when using quick turn fasteners? Use this kit as a starting point to determine correct fasteners for application. Kit includes two different lengths of Allstar's most popular oval head 7/16" fasteners (five ALL19280 and five ALL19286), ten ALL19330 springs and twenty-five multi-grip rivets.





4' x 8' Plastic Sheets




HDPE sheet plastic is 4' x 8' and available in two thicknesses .070" and .100". The .070" thick sheets are the same thickness as our rolled plastic and available in black and white. The .100" thick sheets are available in many of the same colors as our rolled plastic.

- ALL22246..... 0.070", White
- ALL22248..... 0.070", Black
- ALL22460..... 0.100", White
- ALL22461..... 0.100", Black
- ALL22462..... 0.100", Red
- ALL22464..... 0.100", Chevron Blue (Med.)
- ALL22465..... 0.100", Orange
- ALL22466..... 0.100", Yellow
- ALL22467..... 0.100", Purple

Rolled Plastic

HDPE rolled plastic is 24" wide by .070" thick commonly used for spoilers, skirts, body patchwork, etc. Sold in pre-cut lengths (10, 25 and 50 ft.).



Color	10 Ft. Roll	25 Ft. Roll	50 Ft. Roll
Black	ALL22400	ALL22401	ALL22402
White	ALL22405	ALL22406	ALL22407
Red	ALL22410	ALL22411	ALL22412
Orange	ALL22420	ALL22421	ALL22422
Yellow	ALL22425	ALL22426	ALL22427
Purple	ALL22430	ALL22431	ALL22432
Pepsi Blue (Light)	ALL22415	ALL22416	ALL22417
Chevron Blue (Med.)	ALL22440	ALL22441	ALL22442

Polycarbonate Sheeting



Scratch Proof – Material does not scratch easily when hit by debris, or when cleaned. Most popular for windshields, but also may be used for side and rear windows.

Standard – Less expensive, commonly used for side and rear windows. Can also be used for windshields, but scratches easily.

- ALL22220..... 36" x 72", 0.118" Scratch Proof, 2-Sides
- ALL22223..... 40" x 72", 0.118" Scratch Proof, 2-Sides
- ALL22222..... 72" x 96", 0.118" Scratch Proof, 2-Sides*
- ALL22228..... 40" x 72", 0.093" Standard
- ALL22224..... 40" x 72", 0.118" Standard
- ALL22226..... 72" x 96", 0.118" Standard*

*Must ship via Truck Freight

Aluminum Panels

Universal panels have many uses around the shop or at the track. Panels work well when fabricating spoiler sides, interior panels or on uneven pit areas as a floor jack plate. 24" x 48".

- ALL22236..... 0.063" Thick
- ALL22238..... 0.125" Thick

Aluminum Sheets



Aluminum sheets are 4 ft. wide by .040" thick, and available in most popular colors. Sheets with single sided colors have a white painted backside and all sheets have a removable protective film on one side to resist scratches.

4' x 10' (120")

- ALL22200..... Plain[†]
- ALL22230..... Satin Plain[†] (Common For Interiors)
- ALL22201..... Chrome on Chrome (Bright Clear)[§]
- ALL22202..... White
- ALL22203..... Xtreme Red
- ALL22204..... Red
- ALL22209..... Red on Red
- ALL22206..... Gloss Black
- ALL22207..... Black on Black, Gloss
- ALL22208..... Flat Black
- ALL22219..... Black on Black, Flat
- ALL22210..... Shell Gray (Medium)
- ALL22211..... Xtreme Green
- ALL22212..... Pepsi Blue (Light)
- ALL22213..... Chevron Blue (Medium)
- ALL22205..... Chevron Blue on Chevron Blue (Medium)
- ALL22214..... Heron Blue (Dark)
- ALL22215..... Orange
- ALL22244..... Vibrant Orange
- ALL22216..... Yellow
- ALL22218..... Yellow on Yellow
- ALL22217..... Xtreme Purple
- ALL22245..... Silver Metallic

Aluminum And Diamond Plate Shipped Freight Truck, Six Sheet Minimum and Surcharge For A Shipping Pallet.

4' x 10'-6" (126")

- ALL22480..... White on White
- ALL22482..... Black on Black, Gloss
- ALL22488..... Black on Black, Flat
- ALL22484..... Red on Red
- ALL22486..... Chevron Blue on Chevron Blue (Medium)

[†]Plain finish on both sides

[§]Bright clear on both sides (side with protective film has chrome appearance)

Diamond Plate Aluminum ALL22240

4' x 8' sheets are .063" thick and provide an attractive, shiny, non-slip finish for trailer floors, steps, etc.



Plain Sheet Steel

Sheet steel is cold rolled with a plain finish making it great for metal fabrication and restoration projects. Sheet steel has many uses including constructing or repairing body panels and filling holes in firewalls or floor pans. Sheets are 4' x 8'.

- ALL22242..... 24 Gauge (.024")
- ALL22233..... 20 Gauge (.036")
- ALL22234..... 18 Gauge (.048")



Painted Sheet Steel **ALL22243**

White painted 24 gauge (.024") steel is lightweight and perfect for building interiors in racing classes that require steel panels or when filling holes in firewalls or floor pans. 4' x 10' sheet is painted on both sides and one side has a removable protective film to help prevent scratches during handling.



Steel Plate

Steel plate is useful for many building projects or fabricating brackets. 10 gauge (1/8" thick) 1011 mild steel plate is ideal for adding a protective cover to the driver's side floor or door bar area of circle track cars.



- ALL54070..... 18" x 26"
- ALL54071..... 24" x 24"
- ALL54072..... 24" x 36"

Stainless Wire Screen

Use screen to protect radiators, oil coolers or other items. Size referenced is the approximate opening of the screen.



5/64" (.025" Wire Diameter)

- ALL22260..... 12" x 36"
- ALL22262..... 36" x 36"



1/8" (.035" Wire Diameter)

- ALL22265..... 12" x 36"
- ALL22267..... 36" x 36"
- ALL22268..... 36" x 48"




3/16" (.047" Wire Diameter)

- ALL22270..... 12" x 36"
- ALL22272..... 36" x 36"
- ALL22273..... 36" x 48"



Steel Wire Screen

Electrically welded steel screen is used for a variety of applications when additional protection is needed. Screen is 2' x 2', constructed of .080" diameter wire and galvanized for corrosion resistance.



- ALL22276..... 1" x 1"
- ALL22277..... 1" x 2"

Fabrication Pencils

Pencil works well for marking lines during metal layout and fabrication. Multiple uses include marking steel tubing for cutting or notching and marking patterns on painted aluminum or steel sheet metal. Silver reflective marks work best against darker surfaces during cutting or welding for high visibility. Pencil marks are resistant to torch flames and will not burn or rub off.



- ALL12064..... Pencil, 3-Pack
- ALL12066..... Mechanical Pencil, With Six Refills

Punch And Flare Tools


Add strength and a smooth finish to hole edges. Unique tools can be used to punch and flare new holes, or to flare existing holes. Starting with a small center hole, the punch halves bolt together to cut and flare at the same time. Note: This tool will cut a hole in up to 20 gauge (.0359") steel or 18 gauge (.0403") aluminum. Hole size is increased about 1/8" when hole is flared.



- ALL11070..... 1-1/2"
- ALL11072..... 1-3/4"
- ALL11074..... 2"
- ALL11075..... 2-1/2"
- ALL11076..... 2-5/8"
- ALL11078..... 3"


Deburring Tool **ALL11036**

A fast and easy way to remove burrs from the edges of machined or cut metals. Five-piece kit includes handle, telescopic blade holder and three unique blades. Handle has built-in storage for blades. Blade holder adjusts from 1" to 5".



Tin Snips

Durable tin snips have offset blades to keep hands clear of metal while cutting. Non-slip jaws cut through sheet aluminum and up to 18 gauge low carbon steel. Blade length 1-1/4", total tool length 9-1/4".



- ALL11030..... Red, Left Hand
- ALL11031..... Green, Right Hand

Step Drill Sets

Drill multiple size holes with one bit. Drill sheet metal and aluminum without deforming or distorting. Bits start on contact, deburr and chamfer while drilling and do not require a center punch. Titanium nitride coated high speed steel. 1/4" shank.



Drill Bit	Sizes
ALL11040 (3-Piece Set)	
Six Step	3/16", 1/4", 5/16", 3/8", 7/16", 1/2"
Nine Step	1/4", 5/16", 3/8", 7/16", 1/2", 9/16", 5/8", 11/16", 3/4"
Thirteen Step	1/8", 5/32", 3/16", 7/32", 1/4", 9/32", 5/16", 11/32", 3/8", 13/32", 7/16", 15/32", 1/2"
ALL11041 (2-Piece Set)	
Eleven Step	1/4", 25/64", 35/64", 11/16", 13/16", 7/8", 1", 1-1/8", 1-7/32", 1-1/4", 1-3/8"
Twelve Step	3/16", 1/4", 5/16", 3/8", 7/16", 1/2", 9/16", 5/8", 11/16", 3/4", 13/16", 7/8"



Derek Kraus

Photo: Racing Woody's



Cordless Rivet Gun

ALL18211

Quickly set steel and aluminum mandrel rivets anywhere without the need of an air compressor. Kit includes 3/32", 1/8", 5/32" and 3/16" nose pieces, 3 in 1 spanner wrench, (2) 14.4 volt li-ion batteries, charger and plastic carrying case.



NEW!

Air Rivet Gun ALL18210

Durable air riveter speeds up assembly and quickly fastens steel or aluminum rivets into various materials. Includes nose pieces for 3/32", 1/8", 5/32" and 3/16" rivets.



Deluxe Air Rivet Gun

ALL18207

Heavy duty air rivet gun can be used with steel or aluminum rivets from 3/32" to 3/16".



Replacement Part

ALL18209 Replacement Jaws for ALL18207

Hand Rivet Gun

ALL18206

Includes interchangeable nosepieces for 3/32", 1/8", 5/32", and 3/16" dia. rivets.



Pin Type Cleco Fasteners

Cleco pins are reusable and easily make a temporary connection between pieces of sheet metal during fitting. Pins will work with thicknesses up to 1/4".



1/8" Dia. Pins

ALL18222 10-Pack
ALL18223 25-Pack
ALL18224 100-Pack

3/16" Dia. Pins

ALL18226 10-Pack
ALL18227 25-Pack
ALL18228 100-Pack

Clamp Type Cleco Fastener

ALL18230

Use when drilling is not an option. Smooth throat prevents paint damage, and spring exerts strong clamping pressure. Throat depth is 1" with a maximum clamping range of 1/2".



Cleco Pliers ALL18220

Unique tool readily installs and removes Cleco fasteners.



Threaded Insert Tool Kit

ALL19450

Tool works with a cordless drill to install a threaded insert into a panel or bracket. Inserts are helpful when the backside of the panel is not easily accessible. Simply drill the correct size hole, install the threaded insert onto the mandrel then place the insert into the hole and tighten using any cordless drill. Once the insert is compressed, reverse the drill and remove the mandrel from the insert. Kit includes mandrel and nosepiece for 1/4"-20, 5/16"-18 and 3/8"-16 inserts, other sizes available separately. Threaded inserts sold separately.



- ALL19452 Mandrel and Nosepiece for 8-32
- ALL19453 Mandrel and Nosepiece for 10-24
- ALL19454 Mandrel and Nosepiece for 10-32
- ALL19455 Mandrel and Nosepiece for 1/4"-20
- ALL19456 Mandrel and Nosepiece for 5/16"-18
- ALL19457 Mandrel and Nosepiece for 3/8"-16 Body



Threaded Inserts

Steel inserts are helpful when the backside of the panel is not easily accessible. Inserts work great for frequently removed items including gauge panels, switch panels, access panels and body panels or when mounting items to trailer walls. Inserts are designed for installation using insert tool ALL19450 with coordinating mandrel and nosepiece. Package of 10.



Part No.	Thread Size	Pilot Hole Size	Grip Range	Body Length (Before Comp.)
ALL19460	8-32	17/64"	Up To .080"	.420"
ALL19461	10-24	5/16"	Up To .130"	.475"
ALL19462	10-32	5/16"	Up To .130"	.475"
ALL19463	1/4"-20	13/32"	Up To .165"	.580"
ALL19465	5/16"-18	7/16"	Up To .150"	.690"
ALL19467	3/8"-16	9/16"	Up To .150"	.690"

Radius Tool

ALL23100


Solid oak tool can be used to flare edges of wheel openings when fabricating fenders and quarter panels out of aluminum. Tool has two different radii to create the correct flare.



Earl Pearson, Jr.

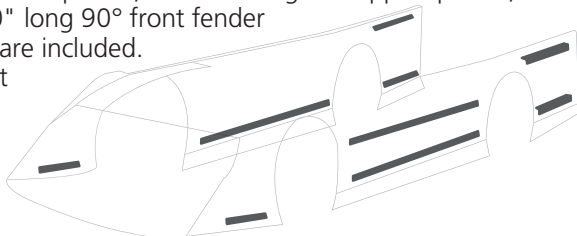
Photo: Tyler Carr

Late Model Body Brace Kit **ALL23105**




Pre-drilled aluminum kit simplifies installation of body panels. Three 66" long 90° door braces, two 30" long 120° lower quarter, two 26" long 90° upper quarter, and two 10" long 90° front fender pieces are included.

Use flat stock, spring steel, or slotted strapping to complete assembly (sold separately.)

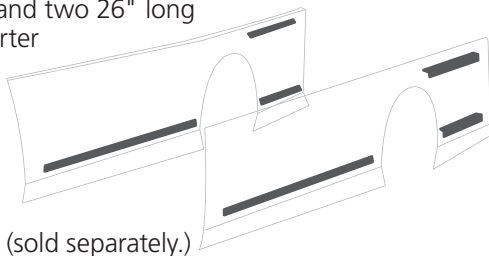


Modified Body Brace Kit **ALL23106**



Pre-drilled aluminum kit simplifies installation of body panels. Two 66" long 90° door braces, two 30" long 120° lower quarter and two 26" long 90° upper quarter


pieces are included. Use flat stock, spring steel, or slotted strapping to complete assembly (sold separately.)



Modified Nose Supports

Spring steel support fits under the nose panel for structural support and eases mounting of nose valances. **NEW!**

ALL23073..... Plain
ALL23074..... Black



Nose Support For Template Nose

Lightweight aluminum nose support features punch/flare holes and predrilled mounting holes for easy installation to the nose and the chassis. Sold each.

ALL23066..... LH Support
ALL23067..... RH Support

Related Part

ALL23020..... Adjustable Steel Brace (16" to 27")
ALL23021..... Adjustable Aluminum Brace (21" to 26") **NEW!**



Body Support Panel

ALL23068

Lightweight aluminum panel features punch/flare holes and 90° flanges to easily connect body braces. Commonly used on template body asphalt car rear quarter panels yet universal enough for use in other locations. 4.5" tall x 30" long with 1" flanges. Sold each.



Related Part

ALL23020..... Adjustable Steel Brace (16" to 27") ALL23021
ALL23021..... Adjustable Aluminum Brace (21" to 26") **NEW!**



Drilled Aluminum Angle, 90 Degree

Aluminum angle has many uses including strengthening body panels and providing a mounting point for strapping or body braces, typically used on the upper section of rear quarter panels and door panels. 90 degree angle allows supports or braces to fasten directly to the chassis. Angle is 1/8" thick x 1" wide and has 1/4" holes on 1" centers.

ALL23134..... 26" Long
ALL23134-5.. 26" Long, 5-Pack
ALL23135..... 30" Long
ALL23135-5.. 30" Long, 5-Pack
ALL23138..... 66" Long
ALL23138-5.. 66" Long, 5-Pack



Drilled Aluminum Angle, 120 Degree

Aluminum angle has many uses including strengthening body panels and providing a mounting point for strapping or body braces, typically used on the lower section of rear quarter panels. 120 degree angle allows supports or braces to angle upward toward the chassis. Angle is 1/8" thick x 1" wide and has 1/4" holes on 1" centers.

ALL23130..... 26" Long
ALL23130-5.. 26" Long, 5-Pack
ALL23131..... 30" Long
ALL23131-5.. 30" Long, 5-Pack
ALL23132..... 66" Long **NEW!**
ALL23132-5.. 66" Long, 5-Pack **NEW!**



Slotted Aluminum Angle, 90 Degree **ALL23124**

Slotted angle aluminum brace connects and strengthens body panels. Brace is 1/8" thick x 1" wide x 72" long with 3/8" x 5/8" slots. Ideal for use along tops of spoilers.





Aluminum Angled Stock

1" x 1" aluminum 6063-T5 stock is ideal for fabricating mounting brackets, etc.



Description	4' Length	8' Length	16' Length
1" x 1" x 1/16" Thick	ALL22253-4	ALL22253-8	ALL22253-16
1" x 1" x 1/8" Thick	ALL22254-4	ALL22254-8	ALL22254-16
1" x 1" x 3/16" Thick	ALL22255-4	ALL22255-8	ALL22255-16

Steel Angled Stock

Steel angled stock is ideal for building projects around the shop or creating supports when needed. Standard grade steel has excellent welding characteristics and is easily cut and shaped.



Description	4' Length	8' Length	12' Length
1" x 1" x 1/8"	ALL22156-4	ALL22156-8	ALL22156-12
1-1/2" x 1-1/2" x 1/8"	ALL22157-4	ALL22157-8	ALL22157-12
2" x 2" x 1/8"	ALL22158-4	ALL22158-8	ALL22158-12

Aluminum Square Tubing

Square tubing is 6063-T5 grade alloy with .125" wall thickness and sold in pre-cut lengths and of 4', 8', 12' and 20'. Ideal for fabricating rub rails or building shop, trailer or pit equipment like ladders, pit carts and tire racks.



4' Length	8' Length	12' Length	20' Length
3/4" x 3/4"			
ALL22256-4	ALL22256-8	ALL22256-12	ALL22256-20
1" x 1"			
ALL22257-4	ALL22257-8	ALL22257-12	ALL22257-20

Aluminum Flat Stock

Aluminum 6063-T5 flat stock is ideal for fabricating mounting brackets, etc.



Description	4' Length	8' Length	12' Length	16' Length
Flat Stock 1" Wide				
1/8" Thick	ALL22250-4	ALL22250-8	ALL22250-12	ALL22250-16
3/16" Thick	ALL22251-4	ALL22251-8	ALL22251-12	ALL22251-16

Steel Flat Stock

Steel flat stock is ideal for building projects around the shop or creating supports when needed. Standard grade steel has excellent welding characteristics and is easily cut and shaped.



Description	4' Length	8' Length	12' Length
1" x 1/8"	ALL22150-4	ALL22150-8	ALL22150-12
1" x 3/16"	ALL22151-4	ALL22151-8	ALL22151-12
1-1/2" x 1/8"	ALL22152-4	ALL22152-8	ALL22152-12
2" x 1/8"	ALL22154-4	ALL22154-8	ALL22154-12
2" x 3/16"	ALL22155-4	ALL22155-8	ALL22155-12

Slotted Body Strap


ALL23120

Connect and support body panels on the chassis of most race cars. 3/16" thick x 46" long x 1" wide aluminum strapping has 1/4" slots every inch. Use with ALL23105 body brace kit for complete body installation.



Spring Steel ALL23110

Use to make braces when hanging body and fender pieces. Hardened and tempered coil is 40' long x 1" wide x .062" thick.



Shrink Sleeve For Spring Steel

Shrink sleeve works great when doubling up 1" wide spring steel.



ALL23112 25' Long Roll
ALL23113 100' Long Roll

Spring Steel Punches

Spring steel punches place a 1/4" diameter hole 1/2" from the end of Allstar's 1" x .062" thick spring steel material. Built-in stop positions material for accurate hole placement. ALL23116, placed on a hard surface, can be struck lightly with a 3 to 4lb. hammer. ALL23117 may be placed in a vise, or handheld and impact driven, using a 3/4" socket to punch spring steel mounted to race car.



ALL23116



ALL23117


ALL23116 Hammer Type
ALL23117 Impact Type

Replacement Parts

ALL99013 Mandrel For ALL23116
ALL99014 Mandrel For ALL23117

Plastic Body Braces

Flexible two-piece body brace bolts together to create one support. These braces are designed to flex as needed then return to their original shape. Slotted two-piece design allows brace to be adjusted from 16" to 29". Plastic braces have reinforced ends with aluminum inserts for 1/4" mounting bolts. Bolt with washer and nut included for securing two halves together.



Single Set	4-Pack	Color
ALL23090	ALL23090-4	Black
ALL23092	ALL23092-4	Red
ALL23093	ALL23093-4	Blue
ALL23095	ALL23095-4	Yellow
ALL23096	ALL23096-4	Fluorescent Orange
ALL23098	ALL23098-4	Fluorescent Yellow
ALL23099	ALL23099-4	Fluorescent Green

**OVER 8 FT. LENGTH
For Local Pickup ONLY**

Flexible Body Brace Kit

ALL23080



Flexible brace attaches to body or nose panels allowing them to bend then return to original shape, minimizing panel damage. Kit includes all components to build or assemble a flexible body brace up to 33" long with 1/4" ends that crimp to flexible rod with a standard impact crimper (ALL76135) or by using a hammer and punch.

Replacement Parts

ALL23081..... Body Brace Rod Only
 ALL23082..... Body Brace Ends, 2-Pack

Flexible Body Brace **ALL23075**



Flexible brace made from plastic extends up to 31" and may be cut to fit shorter applications. Commonly used to support lower quarter panel or nose sides. Aluminum brackets are adjustable to accommodate a variety of straight and angle applications.

Replacement Part

ALL23076..... Replacement Plastic Rod, 24" Long

Spoiler/Body Brace



Mount a spoiler or use as a support for lower quarter panel or nose. Can be shortened as needed. Sold each.

ALL23020..... Steel, Natural, Adjusts 16" to 27"

ALL23021..... Aluminum, Black, Adjusts 21" to 26" **NEW!**

Hinge Kits

Use steel hinge kits on hoods and deck lids for quick, one person inspection of engine compartment or trunk area. Universal kits include two complete hinges.

ALL18522 2-1/4" Long, 5/8" Tall, 1/4" Hole

ALL18523 3" Long, 1-1/4" Tall, 1/4" Hole

Hood Prop **ALL23260**

Aluminum hood prop is a must for supporting lightweight aluminum and fiberglass hinged hoods or trunk lids commonly found on asphalt template body cars. Prop mounting hole distance is 17-1/4" when open. Sold each.



Brian Campbell

Photo: Steve Datema

Body Bolt Kits

Bolts are designed for easy installation and removal, and have 1/4"-20 thread and a built-in captured washer. Nuts have built-in serrations which prevent loosening. Body bolts are commonly used to fasten body panels and side skirts for easy removal but may be used anywhere a bolt with a captured washer is needed.



Under-Head Length	Color	10-Pack	50-Pack
3/4"	Black	ALL18553	ALL18553-50
	Clear	ALL18654*	ALL18654-50*
1-1/8"	Black	ALL18560	ALL18560-50
	Clear	ALL18655*	ALL18655-50*
	Gold	ALL18561	ALL18561-50

***NEW!**

Body Bolt Kit With Clips

Kit allows the clip to stay fastened to body panel or angle bracing when removing body panels for maintenance or cleaning. 1/4"-20 thread bolts are 1-1/8" UHL and have a built-in captured washer.



Bolt Color	10-Pack	50-Pack
Black	ALL18558	ALL18558-50
Clear	ALL18656*	ALL18656-50*
Gold	ALL18559	ALL18559-50

***NEW!**

Replacement Parts

ALL18554 Body Bolt Clips, 10-Pack

ALL18554-50 Body Bolt Clips, 50-Pack

Body Bolt Washers

1-1/4" O.D. aluminum washers work with most body bolts to increase the surface area preventing pull-through while providing a smooth finished look. Washers are 1/8" thick and have a built-in pocket to accept most body bolts or other washer headed fasteners up to 3/4" in diameter.



Finish	10-Pack	50-Pack
Clear	ALL18840	ALL18840-50
Black	ALL18841	ALL18841-50



Body Brace Tabs

Mild steel tabs have built-in gussets for added support. Choose tabs that mount parallel or perpendicular to tubing. Package of 4.



Brian Campbell

Photo: Steve Datema



Countersunk Bolt Kit

Kit includes specially designed aluminum washers which allow the socket head fasteners to install flush with the surface creating a smooth finished look. Many uses include mounting roofs, side skirts, spoilers and replacing sharp edged fasteners inside cockpit. Kits include washers, bolts and nyloc nuts.



Bolt Size	Washer O.D.	Finish	10-Pack	50-Pack
Countersunk Bolt Kits				
#10-24 x 1"	1"	Clear	ALL18630	ALL18630-50
1/4"-20 x 1"	1"	Clear	ALL18632	ALL18632-50
1/4"-20 x 1"	1"	Black	ALL18633	ALL18633-50
1/4"-20 x 1"	1-1/4"	Clear	ALL18634	ALL18634-50
1/4"-20 x 1"	1-1/4"	Black	ALL18635	ALL18635-50

Aluminum Washers

Washer O.D. x I.D.	Finish	10-Pack	50-Pack
Countersunk Aluminum Washers			
1" x #10	Clear	ALL18660	ALL18660-50
1" x 1/4"	Clear	ALL18662	ALL18662-50
1" x 1/4"	Black	ALL18663	ALL18663-50
1-1/4" x 1/4"	Clear	ALL18664	ALL18664-50
1-1/4" x 1/4"	Black	ALL18665	ALL18665-50
Flat Aluminum Backer Washers			
1" x #10	Clear	ALL18638	-
1" x 1/4"	Clear	ALL18639	-

Flush Mount Bolts

1/4"-20 flush mount bolts have a 1" O.D. beveled head to provide a smooth finished appearance and are slotted for installation with a standard screwdriver. Excellent choice when securing body panels, roof panels, nose supports, spoiler sides and many other uses. Size noted is under head length. Package of 10.



Length	Steel	Aluminum	Black Aluminum
3/4"	ALL18640	ALL18641	ALL18642
1"	ALL18645	ALL18646	ALL18647
1-1/4"	ALL18650	ALL18651	ALL18652

Steel Fender Washers **ALL18216**

Washers have 1/4" I.D., 1" O.D. and are sold 100 to a pack.



Spin Lock Nuts

Nuts have a built-in washer with a serrated face to lock nut tight against panels. 1/4"-20 nuts are perfect to use as a backer nut with Allstar body bolts, nose bolts, and body stud kits.



Color	10-Pack	50-Pack
Black	ALL18555	ALL18555-50
Gold	ALL18556	ALL18556-50
Silver	ALL18557	ALL18557-50

1/2" Steel Hood Pin Kits

Kits include two each: 4" long x 1/2" dia. chrome steel pins, chrome steel scuff plates, clips, and four nuts. Available with flip-over or hairpin-style clips.

- ALL18512..... Kit With 3/16" Dia. Flip-Over Clips
- ALL18513..... Kit With 1/4" Dia. Flip-Over Clips
- ALL18514..... Kit With 5/32" Dia. Hairpin Clips

Replacement Parts

- ALL18515..... 3/16" Flip-Over Clip, 2-Pack
- ALL18506..... 1/4" Flip-Over Clip, 2-Pack
- ALL18516..... 5/32" Hairpin Clip, 2-Pack
- ALL18517..... Chrome Scuff Plate, 4-Pack



1/2" Aluminum Hood Pin Kit

Kits include two each: 4" x 1/2" dia. aluminum pins, aluminum scuff plates, flip over style, 1/4" dia. steel clips, and four nuts. Clip flips over pin and over-center action locks clip in place.



Color	Complete Kit	Pins Only, 1-Pair
Silver (Plain)	ALL18500	ALL18507
Red Anodized	ALL18501	ALL18508
Blue Anodized	ALL18502	ALL18509
Gold Anodized	ALL18503	ALL18510
Black Anodized	ALL18504	ALL18511

Replacement Parts

- ALL18506..... 1/4" Flip-Over Clip, 2-Pack
- ALL18518..... Aluminum Scuff Plate, 1/2" Hole, 4-Pack

3/8" Aluminum Hood Pin Kits

Kits include two aluminum 3-1/2" x 3/8" dia. pins, two aluminum scuff plates, two flip over style 3/16" dia. steel clips, and four nuts. Clip flips over stud and locks into place. Over-center action keeps clip in place.



Color	Complete Kit	Pins Only, 1-Pair
Silver (Plain)	ALL18480	ALL18487
Red Anodized	ALL18481	ALL18488
Blue Anodized	ALL18482	ALL18489
Black Anodized	ALL18484	ALL18491

Replacement Parts

- ALL18515..... 3/16" Flip-Over Clip, 2-Pack
- ALL18519..... Alum. Scuff Plate, 3/8" Hole, 4-Pack

Lightweight Hood Pin Kits

Kits include two 2-3/4" long gun-drilled aluminum pins, two clips, two lightweight aluminum plates and four steel jam nuts.



Color	Kit With 3/8" Pins	Kit With 1/2" Pins
Silver (Plain)	ALL18472	ALL18476
Black Anodized	ALL18473	ALL18477

Replacement Parts

- ALL18492..... 3/8" Hood Pin, Silver, 2-Pack **NEW!**
- ALL18493..... 3/8" Hood Pin, Black, 2-Pack **NEW!**
- ALL18494..... 1/2" Hood Pin, Silver, 2-Pack **NEW!**
- ALL18495..... 1/2" Hood Pin, Black, 2-Pack **NEW!**
- ALL18470..... Scuff Plate, 3/8" Hole, 4-Pack
- ALL18471..... Scuff Plate, 1/2" Hole, 4-Pack
- ALL18515..... 3/16" Flip-Over Clip, 2-Pack

Hood Pin Supports

Supports thread onto hood pins (before installation) and are a good alternative to sections of rubber hose commonly used to support hoods and deck lids. Once supports are in place, a set screw prevents movement. Supports work with Allstar Performance aluminum hood pins and other fully threaded hood pins. Package of 2.



- ALL18478 3/8"-24
- ALL18479 1/2"-20

Hood Pin Extensions

Aluminum extensions fit into existing chassis mounts. 1/2"-20 male to 1/2"-20 female.

- ALL18524 1" Tall
- ALL18525 2" Tall

NEW!



Hood Pin Adapters

Aluminum adapters convert existing chassis mounts over to hood pin mounts.


NEW!



- ALL18526 1/2" Hood Pin Mount To 3/8" Hood Pin, 1/2"-20 Male To 3/8"-24 Female
- ALL18527 Converts 1/2" Coarse Mount To 1/2" Hood Pin, 1/2"-13 Male To 1/2"-20 Female

Hood Pin Mounts

Mounts ease hood pin installation. Choose from threaded boss or tab style.



Part No.	Description	Qty. Per Package
ALL18521	3/8"-24 Hood Pin Boss	2
ALL18520	1/2"-20 Hood Pin Boss	2
ALL60005	1/8" Mounting Tab with 1/2" Hole	4
ALL60006	3/16" Mounting Tab with 1/2" Hole	4

Universal Hood Pin Mount

ALL60067

Universal bracket with 1/4" mounting holes can be bolted on or welded in place. Bracket accepts 1/2" hood pins to secure hood and deck lids along with many other uses. Constructed of .100" steel, bracket has a built-in reinforcing gusset for added strength.



Scuff Plates

Scuff plates are used to protect painted finishes from repeated hood pin clip use. Plates are drilled for mounting screws or 1/8" diameter rivets. Package of 4.



Description	1/2" Hole	3/8" Hole
Chrome Steel	ALL18517	-
Aluminum	ALL18518	ALL18519
LW Aluminum	ALL18471	ALL18470

Plastic Scuff Plates

Sturdy plastic scuff plates have a raised center for quick easy removal of hood pin clips. Plates have a 1/2" center hole and four recessed rivet holes for simplified installation. Package of 4.

- ALL18430 Black
- ALL18431 White
- ALL18432 Red
- ALL18433 Blue
- ALL18434 Orange



Hood Pin Clips

The same quick removal pins and clips included with Allstar's hood pin kits. Hair pin clip has a rotated loop for easy grasp and the flip over clips have a loop with an over center locking feature that keeps pin in place. Package of 2



- ALL18516 Hairpin Clip, 5/32"
- ALL18515 Flip-Over Clip, 3/16"
- ALL18506 Flip-Over Clip, 1/4"

3/16" Flip-Over Clip With Lanyard

Our most popular size flip-over clip commonly used with hood pins is now available with an added steel lanyard which fastens to body panel for easy installation and prevention of lost clips. Sold each.


- ALL18460 Clip With 6" Lanyard
- ALL18462 Clip With 10" Lanyard



Steel Lanyards


Steel lanyards feature 1/16" diameter cable with 3/4" loops on each end for light duty applications such as hood pins or retention of similar type fasteners to prevent loss. Sold each.

- ALL18461 6" Long
- ALL18463 10" Long



Nylon Lanyards **ALL18468**

Nylon lanyards feature a molded end with a 3/16" hole on one end and a snap together open loop on the other end to quickly and easily secure a variety of components. Once snapped together, loop is permanently locked. 10" long, package of 4.



Hood pin sold separately



Car Covers

Designed for a precise fit, covers are a must at the track. Asphalt version has zippers to access the interior and at the wheel well openings. Dirt version has zippers to access the engine area and the drivers compartment. Full size covers have a soft cotton inner liner, built-in grommets, elastic banding and are available in silver only.



ALL23302



ALL23306



ALL23304

- ALL23300...Asphalt Late Model (Template Body)
- ALL23302...Dirt Late Model*
- ALL23306...Modified (IMCA/UMP Type)
- ALL23304...Back Half Cover

*Cover is designed for cars with 8" spoiler and sides. Cover will not fit some crate series spoilers.

Hood Scoops

Carbon fiber look scoops are molded from durable high impact plastic and have a molded-in flange for easy mounting. Protect air cleaners that protrude through the hood from dirt and debris.



ALL23230



ALL23233



ALL23235

- ALL23230..... 2-1/2" Tall, Tapered Front
- ALL23232..... 3-1/2" Tall, Tapered Front
- ALL23233..... 3-1/2" Tall, With Open Front
- ALL23235..... 3-1/2" Tall, Straight Front
- ALL23237..... 5-1/2" Tall, Straight Front

Aero Scoops

Aerodynamically designed fiberglass scoops are strong yet lightweight with a durable, black high-gloss, seamless gelcoat finish and a 2" wide mounting flange. Open back scoops have an angled 6" tall rear opening to fit most windshields.



ALL23284

Part No.	Description	Overall Height	Overall Length	Width w/o Flange
ALL23280	Open Back	13-1/2"	50"	14-1/2"
ALL23282	Open Back	13"	50"	14-1/2"
ALL23284	Closed Back	12"	38"	14-1/2"

Dragster Scoops

Strong yet lightweight, fiberglass scoops have a durable, black high-gloss, seamless gelcoat finish. Complete installation on 4500 series carburetors requires a tray mounting kit which mounts between carb and intake manifold to secure ALL23288 scoop tray. Scoops are typically secured to tray with quick turn fasteners and hardware (sold separately).



ALL23272

Part No.	Overall Height	Overall Length	Width
ALL23270	16"	33"	14"
ALL23272	15-1/2"	25-1/2"	14"
ALL23274	20-1/2"	29-1/2"	14"

Dragster Scoop Tray ALL23288

Fiberglass scoop tray is the lower portion of the scoop or plenum that directs air into the carburetor and provides a strong base for mounting Allstar Performance as well as other dragster scoops which are commonly fastened with quick turn fasteners. Tray fits most 4500 series carburetors and attaches to many popular scoop tray mounts. Tray measures 3" tall x 21-5/8" long x 13-1/2" wide.



Scoop Tray Mounts

Scoop tray mounts offer an all in one **NEW!** solution to mount a scoop tray, throttle, and nitrous solenoid. Mounts provide a clean look, eliminating the need to use multiple brackets, mounts and gaskets. CNC machined from 6061 aluminum.



ALL54304



ALL54308

- ALL54302..... 4150
- ALL54304..... 4500
- ALL54306..... 4150 With Nitrous Mount
- ALL54308..... 4500 With Nitrous Mount

Dial-In Boards

Dial-in boards are a great alternative to messy shoe polish when displaying your ET dial-in. Highly visible 3" tall white numerals help to ensure correct times are entered at the tower. Each numeral has seven pivoting sections that are easily changed to quickly adjust dial-in time. Available with mounting holes for a standard dial-in board bracket or ALL23293 with suction cups and hook/loop tape.



- ALL23291..... 3 Digit w/Mount Holes
- ALL23292..... 4 Digit w/Mount Holes
- ALL23293..... 4 Digit w/Suction Cups And Hook/Loop Tape

Dial-In Board Mounts

Two-piece billet aluminum mount fits dial-in boards with 8.75" x 3" mounting hole patterns. Top portion of bracket swivels to position board at the best viewing angle.

NEW!



ALL23297

- ALL23297..... Black
- ALL23298..... Polished

Dial-In Board Sold Separately



Shelly Peel

Outlaw Asphalt Late Model Roofs

Roofs have a molded-in recess to provide a smooth transition for mounting wrap-around windshields. Integrated strengthening ribs channel air over the roof to the rear spoiler. Lightweight construction in your choice of fiberglass weighing 3-1/2 lbs. or carbon fiber weighing 4-1/4 lbs.
 ALL23200..... Fiberglass
 ALL23202..... Carbon Fiber



Outlaw Asphalt Late Model Fiberglass Roof ALL23204

Fiberglass roof has a molded-in recess to provide a smooth transition for mounting wrap-around windshields. Roof measures 41" L x 45" W, weighs approximately 6-1/2 lbs. and features a standard black gel coat finish which is easily prepared for painting.




2-Piece Dirt Roofs

High impact plastic roofs are two-piece to simplify installation and ship easier. Built-in flange provides a finished look and adds strength to center. Leading edge of roof is recessed for an optional roof cap. Assembled roof measures 50" long x 48" wide and weighs less than 13 lbs.
 ALL23210..... White
 ALL23211..... Black



Extended Dirt Roofs

Fiberglass roofs for dirt late model and modifieds are extended for maximum allowed coverage. 1/2" rolled side rails provide added strength. 54" long x 51" wide.
 ALL23170..... White
 ALL23171..... Black



Related Part

ALL23215..... Universal Dirt Roof Cap, 50" Wide

Dirt Roofs


Popular fiberglass roofs found on many dirt late models and modifieds. 46" long x 47" wide.
 ALL23180..... White
 ALL23181..... Black
 ALL23182..... Red
 ALL23183..... Yellow
 ALL23184..... Chevron Blue
 ALL23185..... Orange



Universal Dirt Roof Cap

ALL23215

Universal plastic cap has a simulated carbon fiber look and is wide enough to fit extended and 2-piece dirt roofs. Cap fastens to the leading edge of most roofs to reinforce and protect the leading edge from stone chips. Cap is 50" wide overall.



Dirt Roof Caps

Caps are specially designed to fit Allstar's standard 1-piece dirt roofs (ALL23180-23185) and help reinforce and protect the leading edge of the roof from stone chips. Caps are 43" wide overall.

ALL23188..... Plastic With Simulated Carbon Fiber Look
 ALL23189..... Carbon Fiber



Rear Roof Support ALL23122

Drilled and slotted aluminum support adds strength to dirt late model and modified rear roof area. Support is 42" long x 7/8" wide x 1/8" thick and has 1/4" x 1/2" slots on 1" centers.



Accessory Clamps

Aluminum clamps are ideal for mounting small parts and accessories or creating an adjustable clamp-on mount for supporting body or roof panels. 1/2" wide clamps have 1/4"-20 tapped holes and include two button head Allen screws.

- ALL10455..... 1"
- ALL10456..... 1-1/4"
- ALL10457..... 1-3/8"
- ALL10458..... 1-1/2"
- ALL10460..... 1-5/8"
- ALL10459..... 1-3/4"



Universal Brackets

Universal 1/4" thick aluminum brackets may be drilled, and tapped, to custom mount just about anything.

- ALL10452..... 1-1/4"
- ALL10453..... 1-1/2"
- ALL10454..... 1-3/4"




Jimmy Mars



8" Aluminum Adjustable Spoiler Kits

Designed for Dirt Late Models, choose from plain or black powder coated finish. Each spoiler consists of two unequal length laser cut sections, one 16" wide and the other 56" wide. Unequal length design blades provide more down force on the right rear of the car and allow more spoiler area in case of right side damage. Assembled spoilers measure 72" wide x 8" tall with a 1" reinforcing lip. Three vertical supports have 2" of adjustment. Mounting hinges included.



- ALL22997..... Plain
- ALL22999..... Black

Replacement Parts

- ALL99121 Right Rear Side Support, Plain
- ALL99122 Right Rear 16" Spoiler Section, Plain
- ALL99123 Right Rear 16" Hinge, Plain
- ALL99124 Right Rear Side Support, Black
- ALL99125 Right Rear 16" Spoiler Section, Black
- ALL99126 Right Rear 16" Hinge, Black

Spoiler Kits Without Side Panels

Due to sanction body variances in side panels, these universal kits offer a good starting point without buying all pieces separately. 2-piece kits have unequal length sections. Kit includes rear spoiler section and hinges.



- ALL22974 1-Piece, 2" x 66"
- ALL22972 1-Piece, 3" x 66"
- ALL22976 1-Piece, 4" x 66"
- ALL22978 1-Piece, 5" x 66"
- ALL22980 1-Piece, 8" x 66"
- ALL22981 1-Piece, 8" x 72"
- ALL22975 2-Piece, 2" x 66" (13" And 53" Sections)
- ALL22973 2-Piece, 3" x 66" (13" And 53" Sections)
- ALL22977 2-Piece, 4" x 66" (13" And 53" Sections)
- ALL22979 2-Piece, 5" x 66" (13" And 53" Sections)
- ALL22982 2-Piece, 8" x 66" (13" And 53" Sections)
- ALL22983 2-Piece, 8" x 72" (16" And 56" Sections)

Modified Spoiler Kits

Black powder coated aluminum spoilers are 66" wide with adjustable, pre-bent rear blades. Choose 1 or 2-piece design rear blade type. Constructed from .080" aluminum and include side panels and mounting hinges.



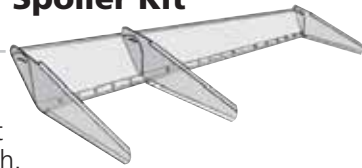
- ALL22985 1-Piece, 5" Tall, Standard Sides
- ALL22986 1-Piece, 5" Tall, Large Sides
- ALL22988 1-Piece, 7" Tall, Large Sides
- ALL22989 2-Piece, 2" Tall, Standard Sides
- ALL22990 2-Piece, 5" Tall, Standard Sides
- ALL22991 2-Piece, 5" Tall, Large Sides
- ALL22993 2-Piece, 7" Tall, Large Sides

Note: Only the 1-piece design is legal for IMCA Sport Mod

5" Clear Universal Spoiler Kit

ALL23006

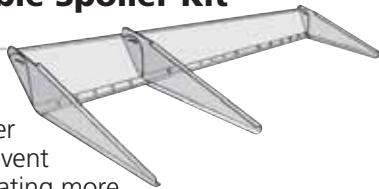
Two section spoiler has a 20" wide blade with ends and a 50" wide blade that can be cut to desired width.



8" Clear Adjustable Spoiler Kit

ALL23005

Clear spoiler has a breakaway right side which allows more spoiler to remain on car in the event of right side damage creating more down force on right rear of the car. Kit includes two-piece main body, three mounting supports and two hinges. 8" tall x 72" wide.

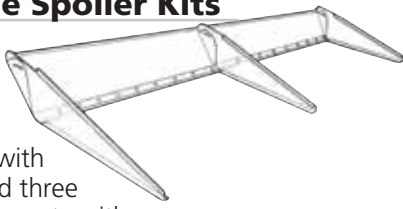


Replacement Parts

- ALL99166 Replacement RR Side Support
- ALL99167 Replacement RR Spoiler Section

Clear Adjustable Spoiler Kits

Clear spoilers are available in 5", 6", 8" or 12" tall styles. Spoiler kit includes two-piece main body with pre-attached hinge and three mounting fins. Easily mounts with rivets or bolts. All pieces are slotted for precise fit and ease of adjustment.



- ALL23008 5" x 72"
- ALL23000 6" x 68"
- ALL23001 8" x 68"
- ALL23002 8" x 72"
- ALL23003 8" x 72", Tinted
- ALL23004 12" x 72"

Spoiler Brackets

Aluminum spoiler brackets rivet directly to the rear spoiler and bolt to the side supports. Curved slot allows quick spoiler adjustment. Brackets are sold flat and require a 90-degree bend for LH or RH use. Package of two.



- ALL23251 4" Tall Bracket For 5" Spoiler
- ALL23250 6-1/2" Tall Bracket For 8" Spoiler
- ALL23253 10" Tall Bracket For 12" Spoiler



Aluminum Hinges

Low profile hinge is 2" wide when open and has 7/8" of flat surface on each side of the center pin. Available in 36" and 72" lengths. Commonly used when building spoilers and access doors.

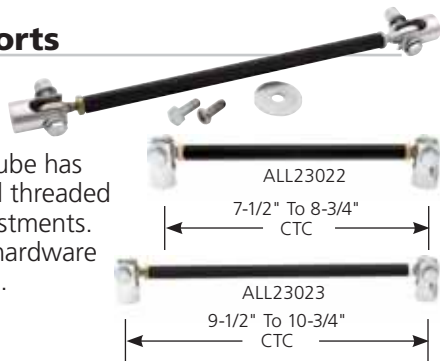


Length/Color	Each	5-Pack
36" Long, Plain	ALL23125	ALL23125-5
72" Long, Plain	ALL23127	ALL23127-5
36" Long, Black	ALL23126	ALL23126-5
72" Long, Black	ALL23128	ALL23128-5

Spoiler Supports

Aluminum support has strong 1/4" steel rod ends with hardware. Center tube has left- and right-hand threaded ends for quick adjustments. 1/4"-20 mounting hardware included. Sold each.

ALL23022..... 6"
ALL23023..... 8"



Spoiler/Body Brace



Mount a spoiler or use as a support for lower quarter panel or nose. Can be shortened as needed. Sold each.
ALL23020..... Steel, Natural, Adjusts 16" to 27"
ALL23021..... Aluminum, Black, Adjusts 21" to 26" **NEW!**

Spoiler Support Bracket

ALL23252

Slotted aluminum bracket can be mounted on the deck to make adding a spoiler support fast and simple.



Access Panel Kits

Aluminum panels can be mounted to provide easy access to dry sump pump tanks, fuel cells or other under panel items. Kits include frame, access door, hinge, quick turn fastener and quick turn fastener spring. Sizes refer to door opening dimensions, add 2" for installed dimensions.



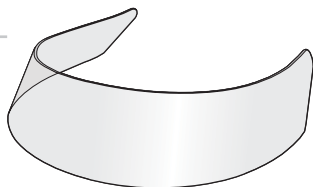
Size	Clear	Black
6" x 6"	ALL18530	ALL18540
8" x 8"	ALL18531	ALL18541
6" x 14"	ALL18532	ALL18542
10" x 14"	ALL18533	ALL18543
14" x 14"	ALL18534	ALL18544

Replacement Parts

ALL18990 Quick Turn Fastener, 10-Pack
ALL19300 Quick Turn Fastener Spring, 10-Pack

Windshield **ALL23240**

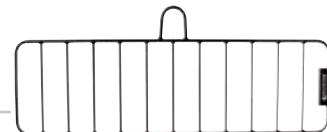
Tinted scratch-proof material provides added protection to driver from wind and debris. Shield has rounded edges for a clean, smooth appearance and measures 30" long x 4-1/4" tall. Commonly used on dirt late models and modifieds.



Rock Screens

Steel screen mounts to chassis providing driver added protection from rocks and debris. Black powder coated screen is 7-1/2" tall with 2" wide slots. Approximately 1.60 lbs.

ALL30165 25" Long
ALL30166 23-3/4" Long



Fiberglass Dash Panels

One-piece, sturdy fiberglass dash panel has four outer pods to accept 2-5/8" gauges and a center area which is perfect for tachometers up to 5" diameter. Wrap around style panel has upper and lower mounting flanges and measures 29" wide x 7" tall.

ALL23242 White
ALL23243 Black



Dirt Skirtz

Minimize clay build up! Unique material is very flexible and virtually eliminates clay build up so there is no more need to adjust set up for the added weight of clay. Install on the bottom side of dirt car deck panels, choose width based on panel to cover, install supplied Velcro strips and attach Dirt Skirtz. To clean (if necessary) simply un-Velcro and wash.

ALL23310 12" x 60"
ALL23312 15" x 60"
ALL23314 21" x 60"
ALL23316 25" x 60"
ALL23318 Replacement Velcro 1" x 13'



Mud-X Concentrate

ALL78230

Mix concentrate with up to ten quarts of water to produce a coating that prevents mud, dirt, oil, rubber and exhaust residue from sticking to body panels. Safe for metal, plastic, rubber, and painted surfaces. One quart container.



Mud-X Cleaner **ALL78232**

Cleans and shines plastic, polycarbonate, chrome, fiberglass, paint, vinyl and leather and leaves an invisible coating that protects surfaces and repels dirt, dust, fingerprints, smudges and bugs. Spray it on and wipe it off. Excellent anti-fog coating for helmet shields. 14 oz. can.

Ground Shipment Only



Pre-Race Dirt Solution **ALL78234**

Spray directly on the body and underside of your car before entering the racetrack. Helps prevent dirt, oil and rubber from sticking to the frame and body panels. Use direct without water. Half gallon container.





Metric Brake Rotors

New stock replacement brake rotor includes new bearing races and studs for most intermediate sized Metric chassis cars including Monte Carlo, Grand Prix, and Regal. Rotors measure 10.5" O.D. x 1.03" thick. Bearings and seal not included.



ALL42088

Note: Both rotors will work with Allstar Performance metric spindles ALL56318 or ALL56319.

1979-81*

ALL42085..... Rotor With 12mm-1.50 Studs, 5 On 4-3/4" B.C.
 ALL42086..... Rotor With 5/8"-11 Wheel Studs, 5 On 5" B.C.

*Outer bearing race has a 1.97" O.D.

Related Parts For 1979-81 Style Rotor

ALL72160 Spindle Lock Nut Kit
 ALL72164 Front Hub Dust Cap
 ALL72305..... Master Bearing And Seal Kit
 ALL72128 Hub Seal
 ALL72275 Inner Bearing
 ALL72282 Inner Bearing Timken
 ALL72277 Outer Bearing
 ALL72284 Outer Bearing Timken



ALL72160



ALL72164

ALL72305

1982-88†

ALL42087 Rotor With 12mm-1.50 Studs, 5 On 4-3/4" B.C.
 ALL42088..... Rotor With 5/8"-11 Wheel Studs, 5 On 5" B.C.

†Outer bearing race has a 1.78" O.D.

Related Parts For 1982-88 Style Rotor

ALL72160 Spindle Lock Nut Kit
 ALL72164 Front Hub Dust Cap
 ALL72306..... Master Bearing And Seal Kit
 ALL72128 Hub Seal
 ALL72275 Inner Bearing
 ALL72282 Inner Bearing Timken
 ALL72278 Outer Bearing
 ALL72283 Outer Bearing Timken



ALL72306

Granada Brake Rotor

Rotor is often used when converting stock Mustang II brake assemblies to 11" O.D. x .875" brake rotors and larger calipers. Rotors include new bearing races and install directly to Mustang II spindles with stock bearings and seals (not included).



ALL42090

ALL42090..... Rotor With 1/2"-20 Wheel Studs, 5 On 4-1/2" B.C.

ALL42091 Rotor With 1/2"-20 Wheel Studs, 5 On 4-3/4" B.C.

ALL42089..... Rotor With 5/8"-11 Wheel Studs, 5 On 5" B.C.

Related Parts

ALL72161 Spindle Lock Kit
 ALL72165 Front Hub Dust Cap
 ALL72308..... Master Bearing And Seal Kit
 ALL72126 Hub Seal
 ALL72270 Inner Bearing
 ALL72280 Inner Bearing Timken
 ALL72274 Outer Bearing
 ALL72281 Outer Bearing Timken



ALL72161

ALL72165

ALL72308

Mustang II Brake Rotor

Convert stock Mustang II brake assemblies with 9-1/4" diameter rotors to 5-lug rotors and retain the stock brakes. Rotors include 1/2"-20 wheel studs and utilize the stock bearings and seals (not included).



ALL42092

ALL42092..... Rotor with 5 on 4-1/2" B.C.

ALL42093..... Rotor with 5 on 4-3/4" B.C.

Related Parts

ALL72161 Spindle Lock Kit
 ALL72165 Front Hub Dust Cap
 ALL72308..... Master Bearing and Seal Kit
 ALL72126 Hub Seal
 ALL72270 Inner Bearing
 ALL72280 Inner Bearing Timken
 ALL72274 Outer Bearing
 ALL72281 Outer Bearing Timken



ALL72161

ALL72165

ALL72308

TECH TIP

The term "Metric Chassis" commonly refers to the intermediate line of GM cars built from 1978 through 1988 including the Chevrolet Monte Carlo and Malibu, Oldsmobile Cutlass, Buick Regal and the Pontiac Grand Prix. These chassis are very similar but they also have some differences. One of the major differences applies to the front steering spindles and brake rotors. There were three different brake rotors used and two different spindles. 1978 year vehicles used a spindle rotor combination that was a one-year production. 1979-88 vehicles used the same spindle but utilized two different brake rotors. These rotors appear very similar but the 1979-81 use a brake rotor with a larger outer bearing and race than the 1982-88 model years. These rotors may be interchanged but will require the matching outer bearing for proper installation.


GM Rear Brake Rotor ALL42095

Hat style brake rotor with 5 on 4-3/4" pattern can be used with ALL42180 and ALL42181 7.5" metric caliper brackets and stock type axles. 11-5/8" vented rotor is .790" thick and has a 2.800" I.D. center indexing hole to work with most metric style axle flanges with a maximum O.D. of 6".



Late Model And Modified Brake Rotor ALL42011

Lightweight solid rotor for Late Models and Modifieds. Use anywhere reduction of un-sprung weight is desirable. Rotor is scalloped to provide maximum weight loss without compromising braking performance or rotor durability. Rotor is steel 8-bolt with a 7" bolt circle, 11.75" dia. and .250" thickness.



40 Vane Directional Rotors

Heavy duty 40 vane brake rotors provide added strength and cooling over standard 36 vane rotors. 11.75" x 1.25" 8 bolt rotors weigh just 11 pounds and have ball milled slots to keep rotor clean.

ALL42004..... LH 1.25" x 11.75" 8-Bolt
 ALL42005..... RH 1.25" x 11.75" 8-Bolt



36 Vane Directional Rotors

Rotors have 36 directional cooling vanes and are 1-1/4" thick x 11-3/4" dia. Directional cooling vanes allow brakes to run much cooler than conventional rotor designs. Rotors fit solid mounting brake hats or hubs.

ALL42000..... LH 1.25" x 11.75" 8-Bolt
 ALL42001..... RH 1.25" x 11.75" 8-Bolt



Rotor Rings

Rotor rings work with Allstar hubs and allow rotor combinations to be changed without having to purchase a completely new hub assembly.

ALL68810..... Aluminum 8-Bolt Ring (Most Common)
 ALL68811 Steel 8-Bolt Ring (IMCA Legal)
 ALL68812 Aluminum 8-Bolt Self Centering Ring (Must Use With T-Nuts)
 ALL68813 T-Nut Kit 8-Bolt Ring (ALL68812)



Rotor Bolt Kit ALL42026

Grade 5, 5/16" bolts fasten disc brake rotors to rotor hat or hub. Includes ten bolts, ten washers and ten self-locking nuts.



Stamped Steel Rotor Hat

ALL42120

Brake hat fits 8-bolt rotors with 7" bolt circle mount. Made of stamped steel with a 3" offset and drilled for 4-1/2", 4-3/4" and 5" bolt circles. Hat has 3.060" diameter centering hole and fits axle flanges with up to 5.75" diameter. Drilled for 1/2" wheel studs. IMCA Legal.



Cast Aluminum Rotor Hats

Cast aluminum hats are available in two offsets, fit 8-bolt rotors with 7" bolt circle mount, have a 3.060" dia. centering hole and fit axle flanges with up to 6.050" diameter. Drilled for 1/2" studs.

ALL42129 2-1/2" Offset, 2.2 Lbs.
 ALL42128 3" Offset, 2.5 Lbs.



Rotor Spacer For Dirt Late Models


Minimize caliper damage from debris and maximize cooling capabilities. Rotor spacer bolts to a Wide 5 hub moving the rotor/caliper inboard and out of the wheel shell. When used on the left rear corner, spacer also helps reduce caliper damage from this common debris area. Made from 6061 aluminum and includes eight mounting bolts.

ALL42014 1.75" Rotor Spacer
 ALL42016 2.25" Rotor Spacer



Inner Mud Shield ALL44148

Aluminum shield attaches to the axle tube to help prevent dirt build-up in the backside of the left rear wheel. Shield works with most 15" wheels and includes mounting hardware.



Replacement Part

ALL44149 Replacement Shield

Mustang II Caliper Brackets

Install 11" Granada style rotors and intermediate GM metric style calipers on stock height or lowered Mustang II spindles with these bolt-on caliper brackets. Lightweight steel brackets weigh just over one pound each and are sold individually. Commonly used on modifieds and stock cars.

ALL42110 LH Caliper Bracket
 ALL42111 RH Caliper Bracket



Hybrid Mustang II Caliper Brackets

Install smaller hybrid style rotors and intermediate GM metric style calipers on stock height or lowered Mustang II spindles with these bolt-on caliper brackets. Lightweight steel brackets weigh just one pound each and are sold individually. Commonly used on modifieds and stock cars.

ALL42118..... LH Hybrid Caliper Bracket
 ALL42119..... RH Hybrid Caliper Bracket



GM 7.5" Rear Caliper Brackets

Steel bolt-on brackets are used when converting drum brake equipped 7.5" GM style rear ends to disc brakes. 1/4" thick brackets replace the drum brake backing plates to provide secure mounting for standard intermediate metric calipers (ALL42083 and ALL42084).

ALL42180 LH Bracket
 ALL42181 RH Bracket



Brake Floater Brackets

Steel brackets for use on the left rear suspension with GM metric calipers. **NEW!**



- ALL42187 Bracket With Liner
- ALL42188 Bracket With 2 Bearings

Rear Caliper Brackets

Made from 1/4" thick steel, brackets fit 3" diameter axle housings and work with 11.75" diameter rotors. Available for many setups.



Clamp-On Brackets

- ALL42101 For Big GM Style Calipers, 7" Spacing
- ALL42103 For GM Metric Calipers, 5-1/2" Spacing, Wide Clamp
- ALL42185 For GM Metric Calipers, 5-1/2" Spacing, Narrow Clamp
- ALL42186 For GM Metric Calipers, 5-1/2" Spacing, Narrow Clamp With Reinforcing Gussets
- ALL42105 Wilwood Dynalite Calipers, 5-1/4" Spacing
- ALL42109 Wilwood Superlite Calipers, 3-1/2" Spacing

Weld-On Brackets

- ALL42100 For Big GM Style Calipers, 7" Spacing
- ALL42102 GM Metric Calipers, 5-1/2" Spacing
- ALL42104 Wilwood Dynalite And Sierra Mini GN Dual Calipers, 5-1/4" Spacing
- ALL42108 Wilwood Superlite And Sierra XL Calipers, 3-1/2" Spacing

GM Metric Caliper Bracket ALL42133

3-piece modular bracket has the caliper bracket bolted separately for easy installation to a 3" axle tube without removing the rear hub assembly. Specially designed to mount a GM metric caliper with 5-1/2" bolt spacing to axle tube when using a 11-3/4" diameter brake rotor. Additional locking bolts install into axle tube to help prevent bracket from rotating.



Ford 9" Axle Spacer Plates

Spacer plate takes the place of drum brake backing plate and properly pre-loads the tapered style axle bearing. Spacers fit large bearing Ford 9" housing ends. Sold each.



- ALL72318 Late Torino Style
- ALL72319 Early Style

Related Item

- ALL72042 Backing Plate T-Bolts (Late Style), 8-Pack

Wilwood Superlite Caliper Bracket ALL42134

Lightweight aluminum caliper bracket bolts together for easy installation to a 3" O.D. axle tube without removing the rear hub assembly. Specially designed to mount a Wilwood Superlite caliper with 3-1/2" bolt spacing to axle tube when using a 11-3/4" diameter brake rotor. Additional locking bolts install into axle tube to help prevent bracket from rotating.



Superlite Caliper Bracket For Bolt On Snouts ALL42137

For use with 8-bolt axle tubes and bolt on snouts where there is no room for a bracket to clamp on the tube. This bracket mates between the tube and the snout and has multiple holes for preference of caliper location.



Brake Line Deflectors

Deflectors mount on caliper or spindle on an open wheel car to protect brake lines and fittings from damage. Sold each.

- ALL50250 LH Deflector
- ALL50251 RH Deflector



ALL50250



ALL50251

Brake Calipers

Stock style calipers are perfect replacements on most GM vehicles and will fit up to 1" wide rotor. Metric inlet thread is 10mm x 1.50 pitch. Big GM inlet thread is 7/16"-20.

- ALL42081 RH 1973-77 Big GM
- ALL42082 LH 1973-77 Big GM
- ALL42083 RH 1978-87 Metric GM
- ALL42084 LH 1978-87 Metric GM

Note: We reference RH (right-hand) or LH (left-hand) based on the caliper being mounted behind the rotor, however, all calipers may be mounted on the front or backside of the rotor.



GM Caliper Bolts

Replacement caliper bolts fit most GM calipers and allow for easy installation and removal. Bolts feature a built-in sleeve to allow for extra caliper travel. Package of 2.

- ALL42079 Socket Head, 3/8" Allen
- ALL42080 Hex Head, 5/8" Wrench




ALL42079



ALL42080

Brake Caliper Bolt Retainer Kit ALL42050

Aluminum kit places lower plate (with retainer clip) under the caliper mounting bolts. The upper plate (with hex hole ends) clips into place and slips over bolt heads to prevent them from turning. Includes 5/8" hex head bolts. 3-1/2" bolt spacing.



GM Caliper Spacers

Aluminum spacers for use with stock or stock design aftermarket calipers and thin rotors. Spacers keep the piston safely in the bore of the caliper. Choose from large GM style or midsized GM metric caliper. Spacers are sold each and may need additional clearance depending on caliper used.

- ALL42039..... GM Metric, .100" Thick
- ALL42040..... GM Metric, .190" Thick
- ALL42041..... Big GM, .190" Thick



Caliper Spacers

Aluminum spacer is designed to work with non-bridge bolt pads such as Wilwood Superlite, Hawk HB101 series and Performance Friction 7751. Sold each.

- ALL42042..... 0.119" Thick
- ALL42043..... 0.190" Thick



Rear Disc Brake Kits

Update and greatly improve braking power by converting standard drum brake rear ends to disc brakes. Universal rotor hat fits 5 on 4-1/2", 5 on 4-3/4" and 5 on 5" bolt patterns. Caliper mounting brackets weld onto 3" axle tubes. Rotor hats included in these kits will not work with some aftermarket axles. Axles with flanges larger than 5-3/4" must use cast aluminum rotor hats, ALL42128 or ALL42129.

Kits Do Not Have Provisions For Parking Brake

ALL42019

Kit includes rotors (.810" x 11.75"), universal rotor hats, rotor bolt kits, caliper mounting bolts and caliper mounting brackets for GM intermediate metric style calipers (ALL42083 and ALL42084).



ALL42023

Kit includes rotors (.810" x 11.75"), universal rotor hats, rotor bolt kits, caliper mounting bolts, caliper mounting brackets, big GM calipers, and Hawk DTC50 brake pads.



ALL42022 Brake Kit Above Less Pads and Calipers

ALL42021

Kit includes rotors (1.250" x 11.75"), universal rotor hats, rotor bolt kits, caliper mounting bolts, caliper mounting brackets, Wilwood billet calipers and Hawk DTC50 brake pads.



ALL42020 Brake Kit Above Less Pads and Calipers

Mustang II Front Disc Brake Kits

Improve the stopping power and safety of cars equipped with Mustang II spindles.

Kits include large 11" brake rotors in choice of bolt patterns, caliper mounting brackets, calipers, brake pads, and installation hardware. Brake hose kit ALL42025 or ALL42032 will help complete the installation.



ALL42024 Disc Brake Kit Rotors With 1/2"-20 Wheel Studs 5 On 4.50" B.C.

ALL42029..... Disc Brake Kit Rotors With 1/2"-20 Wheel Studs 5 On 4.75" B.C.

ALL42030..... Disc Brake Kit Rotors With 5/8"-11 Studs 5 On 5" B.C. (Brake Pads Not Included)

D.O.T. Legal Brake Hose Kits

Kits include two 16" long #3 stainless steel braided lines with banjo fittings attached, banjo bolts, crush washers, frame adapter fittings, frame tabs and holding clips.



- ALL42032..... GM Metric Kit With 10mm-1.50 Bolts
- ALL42033..... Big GM Kit With 7/16"-20 Bolts

Brake Hose Kits

Kits include everything necessary to complete the connection between a 3/16" steel brake line and the brake caliper including two 15" steel braided hoses.

Designed to fit calipers with 10mm x 1.50 threads (ALL42083/ALL42084) or 7/16" x -20 threads (ALL42081/ALL42082).

Kit Components: two 15" long hoses with -3AN ends, two banjo bolts, four crush washers, two brake line clips, two brake line tabs, two -3AN banjo fittings, two -3AN to 3/16" steel brake line adapters.

- ALL42025..... GM Metric Kit With 10mm-1.50" Fittings
- ALL42027..... Big GM Kit With 7/16"-20 Fittings



Matt Corliss



Brake Duct Hose

Flexible, non-kink hose directs air from front ducts to spindle ducts. Available in 10 ft. lengths and three temperature ranges.

275°: 3" single-ply thermoplastic rubber wall with a spring steel wire support.

300°: 3" or 4" double-ply neoprene coated woven fiberglass hose with spring steel inner and fiberglass external supports. Smooth inner wall for unrestricted flow.

550°: 3" or 4" double-ply silicon coated fiberglass hose with spring steel inner and fiberglass external support. Smooth inner wall for unrestricted flow.

- ALL42150 3"X10', 275°
- ALL42151 3"X10', 300°
- ALL42152 3"X10', 550°
- ALL42154 4"X10', 300°
- ALL42155 4"X10', 550°



Spindle Ducts



ALL42113 ALL42112 ALL42115 ALL42114 ALL42117 ALL42116
Aluminum 3" ducts fit most fabricated spindles. Available in dual inlet, light or heavy duty single inlet.

- ALL42112..... LH, Dual
- ALL42113..... RH, Dual
- ALL42114..... LH, Heavy Duty
- ALL42115..... RH, Heavy Duty
- ALL42116..... LH, Lightweight
- ALL42117..... RH, Lightweight

In-Line Duct Blowers



ALL13010 ALL13008 ALL13009

Many uses include cooling brake systems or assisting helmet cooling efforts. CFM ratings at 13.6 volts with a 3.5 amp draw.

- ALL13010..... 3" Compact, 5" Long, 140 CFM
- ALL13008..... 3" Heavy Duty, 8" Long, 170 CFM
- ALL13009..... 4" Heavy Duty, 6" Long, 240 CFM



Reliable Oil And Tire

Plastic Brake Ducts

Ducts direct outside air to brakes, oil coolers and the driver. 3" O.D. with centered, offset or dual outlets.



- ALL42140 Centered, 5-1/2" x 8"
- ALL42141 Offset, 5" x 9-3/4"
- ALL42142 Double Hole, 5" x 9-3/4"
- ALL42143 Single Hole, Clear, 6" x 10-3/4"
- ALL42144 Double Hole, Clear, 9" x 11"

Brake Duct Hose Flange

ALL42160

Flange rivets to nosepiece. 3" brake duct hose can then be hose clamped to flange.



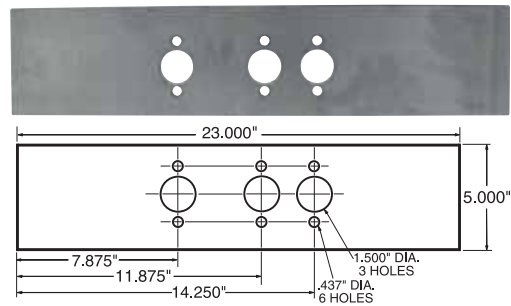
Hanging Brake Pedal Mount ALL54060

Welds to chassis to mount Wilwood and Tilton style hanging pedals. Notched to clear balance bar.



Floor Pedal Plate ALL54050

Weld-in pedal plate is 23" x 5" x 1/8" and speeds up race car construction by providing the proper spacing for mounting pedal/master cylinder assemblies.



Pedal Extensions

Kits move floor mounted pedals closer to the driver and eliminate the need for extra long seat brackets used to move the driver forward. Now just leave the seat in the desired location and move the pedals closer to the driver.

- ALL41050 2" Kit - Complete
- ALL41051 4" Kit - Complete
- ALL41052 2" Master Cylinder Kit Only
- ALL41053 4" Master Cylinder Kit Only
- ALL41054 2" Clutch Kit Only
- ALL41055 4" Clutch Kit Only



Hanging Brake Pedal Assembly **ALL41014**

Universal brake pedal assembly includes everything to install a new hanging brake pedal and is ideal when replacing older style floor mounted brake pedal with under floor master cylinder, to a more convenient firewall location. Firewall mounted bracket is pre-drilled to accept Allstar power brake boosters or most manual brake master cylinders and includes a dash support bracket. Multiple pedal mounting holes allow arm to be positioned 5-7/8" to 11-7/8" from firewall mounting plate in 1-1/2" increments for desired pedal placement. Included 3/8"-24 clevis and threaded pushrod may be cut and re-threaded as needed depending on final pedal location.



90° Hanging Brake Pedal Assembly **ALL41013**

Universal pedal mount positions the booster and master cylinder under the dash 90 degrees to the firewall for a clean under hood appearance and is ideal for vehicles that simply do not have room in the engine compartment for a booster or master cylinder. Bracket has provisions to accept Allstar power brake boosters or to mount a master cylinder directly to the bracket for manual brake applications. Welding required to mount pedal tab to pedal.



Brake Pedal Assemblies

Pedal assemblies are commonly used when converting under-floor standard single reservoir master cylinder to a power, dual reservoir master cylinder brake system. Pedal assemblies accept Allstar 7" and 8" power brake boosters. Pedal arms have bronze bushings installed to resist wear and provide years of use. Pedal assemblies do not have provisions for a clutch pedal.



- ALL41015 Universal*
- ALL41019 1953-56 Ford Pick-up
- ALL41022 1947-54 Chevy/GMC Pick-up

*Universal pedal assembly will work on 1928-32 Fords with modifications.

Power Brake Boosters

Boosters are available in 7" or 8" diameter and fit Allstar brake pedals as well as other aftermarket units. For use with ALL41060-41062 master cylinders. The 7" booster is 3-3/4" deep, the 8" booster is 5-1/2" deep.



- ALL41005 7", Single Diaphragm, Universal
- ALL41006 8", Dual Diaphragm, Universal
- ALL41007 '55-64 Chevy, 7", Single Diaphragm, Standard Finish
- ALL41008 '55-64 Chevy, 7", Single Diaphragm, Chrome
- ALL41009 '55-64 Chevy, 8", Dual Diaphragm, Standard Finish

Corvette Style Master Cylinders

Dual reservoir master cylinders have 1" bores and outlet ports on both sides for easy plumbing and installation. Popular master cylinders are used with disc/disc and disc/drum applications. Slotted mounting holes on 3-1/4" centers work well with Allstar 7" and 8" brake boosters.



- ALL41060 Cast Iron With 3/8" Ports
- ALL41061 Aluminum With 3/8" Ports
- ALL41062 Cast Iron With 1/2" And 9/16" Ports

Big Bore Master Cylinder **ALL41064**

Master cylinder with large 1-1/4" bore works well on vehicles that require increased volume for proper braking or as an option when experiencing excessive pedal travel with standard 1" bore Corvette style master cylinders. Cast iron master cylinder features a deep hole piston for use with manual or power brakes. Front brake port accepts 3/16" steel brake line with 3/8"-24 inverted flare nut. Rear brake port accepts 1/4" steel brake line with 1/2"-20 flare nut (using included adapter) or 9/16"-18 flare nut by removing adapter.



Master Cylinder Adapter Fittings

ALL41012

Fittings adapt master cylinders or combination valves with 1/2"-20 and 9/16"-18 ports to accept 3/16" inverted flare brake line with standard 3/8"-24 fittings. Kit includes one of each fitting.



Pedal Rod Extensions

Steel extensions have 3/8"-24 threads and are often used to connect the brake pedal to the master cylinder or booster using a female rod end or a clevis.



- ALL41027 4-3/4" Long Overall With 3" of Male Thread
- ALL41028 9" Long Overall With 1" of Male Thread

Brake Pedal Clevis **ALL41026**

Clevis fastens to the brake pedal arm to accept a threaded rod extension or power brake booster pushrod. Clevis is threaded for a 3/8"-24 rod and has a 3/8" pin.



Master Cylinder Remote Reservoirs

High-impact plastic remote reservoirs simplify brake bleeding, especially when master cylinder is mounted low in the chassis. Available with single or dual outlet and may be connected to master cylinder with a 5/16" hose.



- ALL42045 Single Outlet
- ALL42046 Dual Outlet

Plunger Style Brake Light Switch

ALL76253

Popular two terminal brake light switch found in most vehicles from the 1950's to today. Ideal for most applications, switch is spring loaded to the on position and turns off when contacted by the brake pedal assembly. Switch has 1/2" threads with jam nuts for easy mounting in a bracket, and two .250" blade type terminals.



Lever Style Brake Light Switch **ALL76250**

Switch is commonly used with under-floor mounted brake pedal assemblies when switch can contact the brake pedal arm. Spring loaded switch is designed to return to the open position and has two #10-32 tapped mounting holes, 5/8" on centers. Designed for easy two wire connection, one "+" supply and the other to power brake lights or a brake light relay. Switch is rated at 4.5 amps and features two male bullet terminals.



ALL76250

Pressure Activated Brake Light Switches

Switch is plumbed into the brake system and is activated by closing the electrical connection with rising brake pressure (60-120 PSI). Designed for easy two wire connection, one "+" supply and the other to power brake lights or a brake light relay. Switches are rated at 4.5 amps and have 1/8"-27 dry seal mounting threads.



ALL76252

ALL76251

ALL76251 Male Bullet Terminals
ALL76252 6-32 Screw Terminals

Residual Check Valves

Residual check valves hold a small amount of pressure in the brake system to keep the brake system functioning properly while helping to maintain a firm pedal. Maintaining system pressure prevents fluid from returning to the master cylinder when the master cylinder is positioned lower than or close to the same height as the calipers or wheel cylinders. Proper system pressure also keeps piston and wheel cylinder seals expanded creating a positive seal and brake pads seated against the rotor. Valves include two 3/16" inverted flare fittings.



ALL41048



ALL41049

Proportioning Valve **ALL48025**

Adjust front-to-rear brake bias with the twist of a knob. Provides up to 57% reduction. Fitting ports are 1/8"NPT. Valve includes two fittings to adapt to 3/16" brake line. 1" long, 1-3/4" wide and 3-5/16" tall.



Combination Valves

Multi-purpose valves are used in the brake system to properly distribute fluid to the front and rear brakes, meter the amount of fluid and pressure delivered to each brake and provide an option to connect a warning light to alert in case of brake failure.



ALL41040

ALL41040 Disc/Drum
ALL41042 Disc/Disc

Related Part


ALL41044 Connector For Warning Light



ALL41044

Combination Valve Mounting Brackets

Brackets provide a secure mount for combination valves allowing them to be mounted to the frame or directly under the master cylinder providing access to lines and fittings.



ALL41046

ALL41045 Horizontal Mount Bracket
ALL41046 Vertical Mount Bracket

Brake Pressure Safety Switch **ALL76255**

Brake pressure switch is wired into the ignition system and kills power to ignition when a sudden spike in brake pressure is sensed during the event of an accident or emergency. Switch has an adjustable cut-off pressure from 700-1900 PSI and resets automatically when brakes are released. A weatherproof cover protects the inner adjustment screw and seals the 18" long pigtail leads. 1/8"NPT male threads.



Electric Line Lock Kit

An electrically controlled valve that engages with a switch, holds pressure to the front brakes on drag race vehicles. Commonly used to prevent vehicles from rolling once they have staged or during burn outs in the water box. Detailed installation instructions included.



ALL48012

ALL48012 Electric Line Lock Master Kit
ALL48013 Electric Line Lock Kit With Fittings
ALL48014 Electrical Hardware Kit



Brake Bias Adjuster With Reference Pointer

Know exactly where brake adjustments are set, no more guessing the correct setting. When the adjusting knob is turned, the pointer moves along the reference scale. Adjuster body can be pivoted for easy viewing and multiple applications. Record where the pointer is located and use as baseline. Housing, internals, brackets and knob with detent are all made of aluminum. Each includes a five foot cable that can be cut to any length for a custom fit and has 3/8"-24 threads for most standard pedal assemblies.

ALL42074 Adjuster With Knob
 ALL42078 Adjuster With Crank Handle

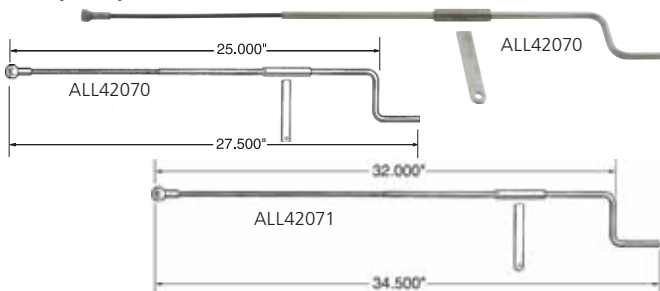


Replacement Parts

ALL99116 Cable Assembly
 ALL99117 Ball, Spring And Set Screw

Brake Bias Adjusters

Adjust brake bias from the driver seat to compensate for changing track conditions. Adjusters mount to balance bars with 3/8"-24 threads. Two styles available: heavy duty crank or cable with knob.



ALL42070 Short Heavy Duty Steel Crank-Style Adjuster
 ALL42071 Long Heavy Duty Steel Crank-Style Adjuster
 ALL42072 5 Ft. Long Cable-Style Adjuster
 ALL99116 Replacement Cable Assembly



Brian Shaw

Electric Right Front Brake Shut-Off ALL48017

Disable right front brake with the flip of a switch. Commonly found on dirt modified and late models, electric shut-off helps turn the car on entry when track conditions are heavy/wet. Kit electronically disables the right front brake yet allows brake pressure to bleed-off from the right front brake caliper unlike manual shut off valves. Detailed installation instructions are included.



Brake Shut-Off Valve ALL48010

Valve has 1/8" NPT inlet and outlet and is rated at 2,000 PSI. Use Allstar ALL50120 fitting for 3/16" inverted flare brake line. Dimensions: 1/2" W x 1-3/4" L x 1-9/16" H.



RF Brake Shut-Off Valve Decal ALL48011

Decal has a 5/8" hole and is designed for use with the ALL48010 valve.



Brake Bias Gauge Panels

Gauges show actual front and rear line pressure for making brake bias changes before or during the race. Pre-assembled units have 0-1,000 PSI liquid filled gauges with 1/8" NPT male fittings and bleeder valves to evacuate air from the gauges. 2-3/4" x 4-1/2" pre-drilled panels are offered in horizontal or vertical versions.

ALL80170 Vertical
 ALL80172 Horizontal



Swivel Head Brake Pressure Gauge ALL11020

Gauge temporarily replaces the bleeder screw in most aftermarket brake calipers with 1/4"-28 thread bleeder screws to measure brake pressure. Swivel head positions the 2-3/4" diameter gauge for easy viewing. Convenient remote bleeder can be used to evacuate air in the system for accurate readings.



Related Part

ALL11022 Adapter converts ALL11020 and other gauges with 1/4"-28 thread to 10mm-1.50 thread for use with popular GM metric calipers.

Brake Pressure Gauge Kit ALL11026

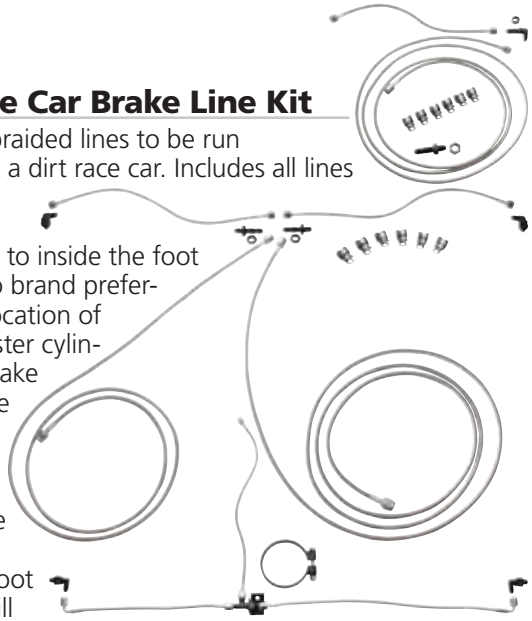
Brake pressure gauge kit includes two gauges allowing one gauge to be used in the front and one **NEW!** in the rear brake system. Compare front to rear pressures to help diagnose problems or to preset your brake bias. Gauges easily replace 1/4"-28 brake bleeders which are commonly found in most aftermarket calipers.





Dirt Race Car Brake Line Kit

Kit allows braided lines to be run throughout a dirt race car. Includes all lines needed to reach from the calipers to inside the foot box. Due to brand preference and location of pedals, master cylinders and brake shut off, the specific fittings and lines to complete plumbing inside the foot box area will need to be purchased separately.



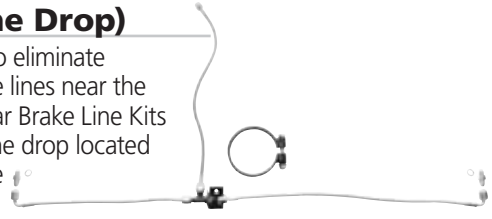
Concerned about brake pressure? This kit uses #3 line with -4AN ends. The #3 line size offers a stiffer pedal feel while utilizing the more popular -4AN ends.

ALL42052 Kit For Dirt Modifieds With OEM Calipers
 ALL42053 Kit For Dirt Modifieds With Aftermarket Calipers
 ALL42054 Kit For Dirt Late Models With Aftermarket Calipers

Rear End Brake Line Kit (Single Line Drop)

Kit is designed to eliminate "hanging" brake lines near the rear calipers. Rear Brake Line Kits utilize a single line drop located near the left side of the center section. From the drop, the lines tee and run over the top back side of the center section, then across the backside of axle tubes to the calipers. Kit includes braided lines (#3 line with -4AN ends), -4AN tee, 3" axle tube clamp bracket and a tee bracket.

ALL42056... Kit For Dirt Modifieds (60" Wide) With OEM Calipers
 ALL42057... Kit For Dirt Modifieds (60" Wide) w/Aftermarket Calipers
 ALL42058... Kit For Dirt Late Models (62" Wide) w/Aftermarket Calipers

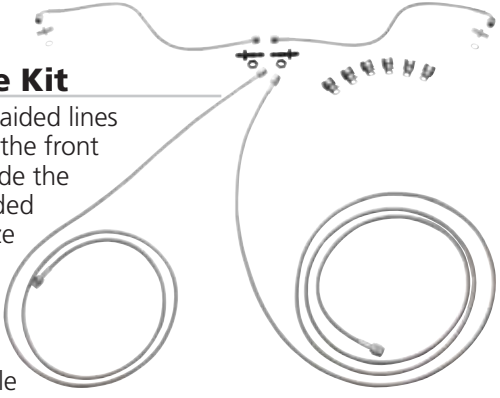


Front End Brake Line Kit

Kits include braided lines to reach from the front calipers to inside the foot box. Braided lines are #3 size with -4AN ends. The #3 line size offers a stiffer pedal feel while utilizing the more popular -4AN ends.

ALL42060 Kit For Dirt Modifieds With OEM Calipers
 ALL42061 Kit For Dirt Modifieds With Aftermarket Calipers
 ALL42062 Kit For Dirt Late Model With Aftermarket Calipers

Note: Visit our website for specific components used in these kits!



Deluxe Nylon Brake Line Kits

Deluxe kits feature push lock fittings to ease installation. Kits include 30 feet of line and fittings. Not for street use.



- ALL48018 Kit For Use Without Brake Gauges
- ALL48019 Kit For Use With Brake Gauges

Replacement Fittings

- ALL48020 1/8" NPT Male To Push Lock Hose
- ALL48021 1/8" NPT Female To Push Lock Hose
- ALL48022 Plastic T - All To Push Lock Hose
- ALL48023 Plastic T - (2) Push Lock, (1) 1/8" NPT
- ALL50184 1/8" NPT Male Union, 4-Pack



Nylon Brake Line Kit ALL48030

Quickly plumb any race car using an Allstar nylon brake line kit. Kit extends from the master cylinder to the caliper and includes 35 feet of 3/16" line, compression ends, unions, tees and 1/8" NPT fittings. Race proven for years. Not for street use.



Replacement Line

- ALL48026 10 Ft.
- ALL48027 50 Ft.
- ALL48028 100 Ft.


Replacement Brass Fittings For Nylon Brake Line Kit

- ALL48032 1/8" NPT Straight
- ALL48033 1/8" NPT 90°
- ALL48034 3/16" Male Union
- ALL48035 3/16" Male Tee
- ALL48036 3/16" Captured End Caps, 10-Pack
- ALL50040 Caliper Fitting 10mm-1.5 Male To 1/8" NPT Female 2-Pack (Not Included In Kit. Needed For Use With Metric GM Calipers To Nylon Brake Line)



Braided Steel Lines

A wide selection of braided steel lines in various lengths. All lines come with one straight end and your choice of straight, 45° or 90° on the other end. The inner PTFE hose is compatible with all brake fluids. The braided stainless steel outer covering resists abrasion and corrosion. Ideal for use where bending and flexing occur. More durable than rubber hose.



See Page 114 and 115 in the Fittings & Hoses section for a complete listing of braided steel lines.

ALSO NEW COATED LINES ON PAGE 7!

Steel Brake Line

Steel brake line is available in lengths from 8" to 72" for plumbing brake systems. Standard galvanized zinc coating.



Length	3/16" Line With 3/8"-24 Ends	1/4" Line With 7/16"-24 Ends
8"	ALL48048	ALL48064
12"	ALL48050	ALL48066
20"	ALL48052	ALL48068
30"	ALL48054	ALL48070
40"	ALL48056	ALL48072
51"	ALL48058	ALL48074
60"	ALL48060	ALL48076
72"	ALL48062	ALL48078

Stainless Steel Brake Line

304 Grade stainless steel line exceeds SAE and DOT requirements. Pre-made lines include standard size stainless ends for years of service and show quality finish.



Length	3/16" Line With 3/8"-24 Ends	1/4" Line With 7/16"-24 Ends
8"	ALL48300	ALL48310
12"	ALL48301	ALL48311
20"	ALL48302	ALL48312
30"	ALL48303	ALL48313
40"	ALL48304	ALL48314
51"	ALL48305	ALL48315
60"	ALL48306	ALL48316
72"	ALL48307	ALL48317

Coiled Tubing

Coiled tubing works great for building custom length brake lines without unions. Tubing is easily cut and flared to desired length. Stainless tubing is 304 grade and double annealed for easy flaring and bending. Coiled tubing does not include flare nuts (sold separately).



- ALL48040 3/16" Standard Zinc, 25 Ft.
- ALL48308..... 3/16" Stainless, 20 Ft.
- ALL48326..... 1/4" Standard Zinc, 25 Ft.
- ALL48318..... 1/4" Stainless, 20 Ft.

Gravel Guard Brake Line Protector

Guard protects steel and plastic brake lines against possible damage caused by gravel, rocks and other road/track debris. Zinc coated steel material is placed over tubing or brake line before ends are installed. Sold in 8' long lengths.

NEW!



- ALL48330..... 3/16"
- ALL48332..... 1/4"

Inverted Flare Nuts

3/16" and 1/4" flare nuts are used for building custom brake lines. Nuts are available to fit most master cylinders and metering/proportioning valves. Select proper thread size for line used.



Part No.	Size	Color	Qty.
Flare Nuts For 3/16" Brake Line			
ALL50110	3/8"-24	Zinc Plated	10-Pack
ALL50111	3/8"-24	Stainless	10-Pack
ALL50113	7/16"-20	Red	2-Pack
ALL50114	1/2"-20	Green	2-Pack
ALL50115	9/16"-18	Olive	2-Pack
Flare Nuts For 1/4" Brake Line			
ALL50116	7/16"-20	Zinc Plated	10-Pack
ALL50117	7/16"-20	Stainless	10-Pack
ALL50118	1/2"-20	Gold	2-Pack
ALL50119	9/16"-18	Blue	2-Pack

Tubing Cutters

Cut plastic, aluminum, copper or steel tubing without distorting or crushing. Standard cutter works with tubing from 1/8" up to 1-1/8" and has wide rollers for even tracking of cutter wheel, built in reamer for cleaning inside of tubing and an extra cutting wheel. Mini cutter can cut tubing from 1/8" to 5/8" in tight areas.



- ALL11010 Mini
- ALL11011 Standard

Double Flare Tool ALL11015

Double flares 3/16", 1/4", 5/16", 3/8" and 1/2" steel or aluminum and .040" copper tubing at 45 degrees, the most common flare used in custom length brake and fuel lines. Includes instructions and a plastic storage case.



TECH TIP

A few helpful tips to help when flaring stainless steel tubing and prevent splitting the line when flaring. Cut with a hacksaw or cut-off wheel not a tubing cutter. Using a step drill such as ALL11040, slightly chamfer the inside I.D. of the tubing. Using a bench grinder slightly bevel the outside edge.

Line Clamps

Choose from rubber cushioned aluminum, nylon or clamp-on aluminum in 3/16" and 1/4".



3/16" Line Clamps

- ALL18300 Rubber Cushioned Aluminum, 10-Pack
- ALL18310 Nylon, 10-Pack
- ALL18320 Clamp-On Aluminum, 4-Pack

1/4" Line Clamps

- ALL18301 Rubber Cushioned Aluminum, 10-Pack
- ALL18311 Nylon, 10-Pack
- ALL18321 Clamp-On Aluminum, 4-Pack



WARNING PROP. 65 (See Below)
NPT To AN Fittings

1/8"-27NPT steel fittings are commonly used when connecting braided lines to brake calipers, engine oiling systems, etc.

- ALL50000 1/8"NPT Male To -3AN Straight, 2-Pack
- ALL50001..... 1/8"NPT Male To -4AN Straight, 2-Pack
- ALL50010..... 1/8"NPT Male To -3AN 45 Deg.
- ALL50011..... 1/8"NPT Male To -4AN 45 Deg.
- ALL50018..... 1/8"NPT Male To -3AN 90 Deg.
- ALL50019..... 1/8"NPT Male To -4AN 90 Deg.
- ALL50020..... 1/8"NPT Male To -3AN 90 Deg. Tall
- ALL50021..... 1/8"NPT Male To -4AN 90 Deg. Tall
- ALL50199..... 1/8"NPT Female To -3AN
- ALL50200..... 1/8"NPT Female To -4AN



NPT Fittings

Popular 1/8"-27NPT fittings used for a variety of applications.

- ALL50182 1/8"NPT Plug, 4-Pack
- ALL50184 1/8"NPT Male Union, 4-Pack
- ALL50185 1/8"NPT Female Union, 4-Pack
- ALL50199 1/8"NPT Female To -3AN
- ALL50200..... 1/8"NPT Female To -4AN
- ALL50138 1/8"NPT Tee, 2-Pack
- ALL50139 1/8"NPT Tee, 2-Pack



Caliper Fittings

Commonly used in stock type calipers in place of the banjo fitting and bolt. Fittings allow direct connection to a steel braided line. Fittings are sold in a pack of 2.

- ALL50029..... 3/8"-24 To -3AN Straight
- ALL50030..... 3/8"-24 To -4AN Straight
- ALL50032..... 7/16"-20 To -4AN Straight
- ALL50035..... 7/16"-20 To -4AN 90 Deg.
- ALL50037..... 10mm - 1.50 To -3AN Straight
- ALL50036..... 10mm - 1.50 To -4AN Straight
- ALL50040 10mm - 1.50 To Female 1/8"-27NPT



Bleeder Fitting With Screw ALL50180

Designed for popular aftermarket calipers, these fittings have 1/8"-27 threads and include a 1/4"-28 bleeder screw. Sold in a pack of 4.



Bleeder Caps ALL50855

Rubber caps keep dirt and moisture out of brake caliper bleeder screw fittings. Caps fit ALL50180 and most other popular small bleeder screws. Package of 10.



WARNING PROP. 65 (See Below)
Banjo Fittings

Banjo fittings are commonly used with banjo bolts and crush washers in stock type calipers to allow direct connection of a steel braided line and allow pivoting the line as needed. Fittings are sold in a pack of 2.

- ALL50060 3/8" To -3AN
- ALL50061..... 3/8" To -4AN
- ALL50062..... 7/16" To -3AN
- ALL50063..... 7/16" To -4AN
- ALL50067..... 10mm To -3AN
- ALL50068 10mm To -4AN
- ALL50066..... 10mm To -4AN Extended



Banjo Bolts

Banjo bolts are a drilled bolt to allow fluid to pass through and are commonly used with banjo fittings and crush washers in stock type calipers to allow direct connection of a steel braided line. Bolts are sold in a pack of 2.

- ALL50070..... 3/8"-24
- ALL50072..... 7/16"-20
- ALL50076..... 10mm-1.25
- ALL50077..... 10mm-1.50



Crush Washers

Crush washers are used when sealing metal to metal contact points of banjo fittings and bolts. Soft material conforms to the irregularities of the sealing surfaces. Washers are sold in a pack of 10.


- ALL50082..... 3/8" And 10mm
- ALL50080 ... 7/16"



Inverted Flare Fittings

An inverted flare fitting is a common standard brake fitting designed to withstand the high pressures found in braking systems.

- ALL50120 3/16" To Male 1/8"-27NPT Straight, 4-Pack
- ALL50125 3/16" To Male 1/8"-27NPT 90 Degree, 4-Pack
- ALL50127 3/16" To Female 1/8"-27NPT, 4-Pack
- ALL50136 3/16" Tee, 2-Pack
- ALL50137 3/16" Tee w/1/8"-27NPT Port
- ALL50135 3/16" Tee With 1/8"-27NPT Male Nipple On Side
- ALL50183 3/16" Plug, 4-Pack
- ALL50130 3/16" Union, 4-Pack
- ALL50121 1/4" To 1/8"-27NPT Straight, 4-Pack
- ALL50129 1/4" To 5/16", 2-Pack
- ALL50131 1/4" Union, 4-Pack
- ALL50132 5/16" Union, 4-Pack
- ALL50133 3/8" Union, 4-Pack



WARNING: PROP. 65
 The products on this page can expose you to lead, which is known to the State of California to cause cancer, birth defects or other reproductive harm.

Bolt-In Adapter Fittings

Bulkhead style aluminum fittings adapt 3/16" inverted flare line to an AN type fitting. The 9/16" threaded body with attaching nut can be mounted through a C-channel style frame or a chassis tab.

- ALL50104..... 3/16" To 3AN
- ALL50105..... 3/16" To 4AN
- ALL60092..... Weld-On Tabs, 4-Pack



Clip-In Adapter Fittings

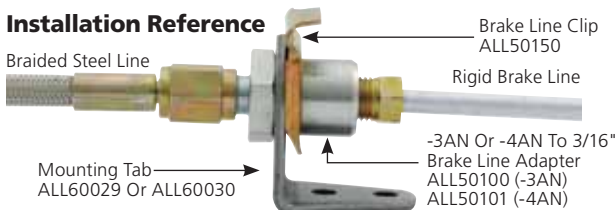
Steel adapter fittings provide a bulkhead style connection to AN lines that can be mounted directly to the chassis by using tabs or brackets and retainer clips. Fittings fit in a 5/8" hole and sold in a pack of 2.

- ALL50100..... 3/16" Inverted Flare To 3AN
- ALL50101..... 3/16" Inverted Flare To 4AN
- ALL50102..... 1/8"-27NPT To 3AN
- ALL50103..... 1/8"-27NPT To 4AN
- ALL60029..... Bolt-on Tabs 2-Pack
- ALL60030..... Weld-on Tabs 4-Pack
- ALL50150..... Retainer Clip 4-Pack



TECH TIP

Installation Reference



D.O.T. Legal Brake Hose Kits

Kits include two 16" long #3 stainless steel braided lines with banjo fittings attached, banjo bolts, crush washers, frame adapter fittings, frame tabs and holding clips.

- ALL42032..... GM Metric Kit With 10mm-1.50 Bolts
- ALL42033..... Big GM Kit With 7/16"-20 Bolts



Brake Hose Kits

Kits include everything necessary to complete the connection between a 3/16" steel brake line and the brake caliper including two 15" steel braided hoses. Designed to fit calipers with 10mm x 1.50 threads (ALL42083/ALL42084) or 7/16" x -20 threads (ALL42081/ALL42082).

Kit Components: two 15" long hoses with -3AN ends, two banjo bolts, four crush washers, two brake line clips, two brake line tabs, two -3AN banjo fittings, two -3AN to 3/16" steel brake line adapters.

- ALL42025..... GM Metric Kit With 10mm-1.50" Fittings
- ALL42027..... Big GM Kit With 7/16"-20 Fittings



90 Degree Swivel AN Fitting

Black anodized aluminum fitting swivels a full 360 degrees for convenient hose connection. 1/8" NPT fitting is commonly used in after-market calipers, gauge panels or anywhere a swivel connection would be useful.

- ALL50108..... 1/8" NPT to -3AN
- ALL50109..... 1/8" NPT to -4AN



AN Union Fittings

Black anodized aluminum flare union adapter fittings are commonly used to connect two hoses with female AN ends.

- ALL50090..... -3AN to -3AN
- ALL50091..... -4AN to -4AN



AN Bulkhead Fittings

Black anodized aluminum bulkhead adapter fittings are the perfect when plumbing needs to pass through a firewall, interior panel or a mounting bracket.

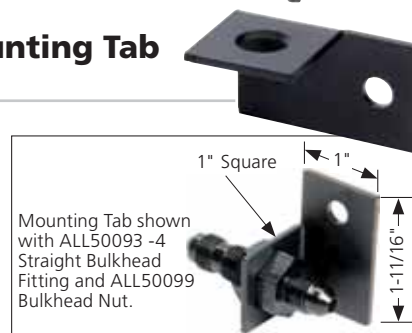
- ALL50092..... Straight -3AN to -3AN
- ALL50093..... Straight -4AN to -4AN
- ALL50094..... 90 Degree -3AN to -3AN
- ALL50095..... 90 Degree -4AN to -4AN
- ALL50096..... Tee (Run) 3AN (3x)
- ALL50097..... Tee (Run) -4AN (3x)
- ALL50098..... -3AN Bulkhead Nut
- ALL50099..... -4AN Bulkhead Nut



Bulkhead Mounting Tab

ALL60093

One-piece steel mounting tab with 7/16" hole can be bolted to the chassis or rear end to hold bulkhead fittings in place. Bracket is 5/64" thick.



Retainer Clamp ALL68326

Steel clamp is designed to fit around 3" O.D. axle tube and mount other brackets or keep brackets in place. Lightweight clamp has 1/4" mounting hardware and a powder coated black finish.



Half Clamp ALL10470

3" bracket can clamp to rear end axle tubes to neatly secure braided lines. Brackets have 3/8" mounting holes.



More Half Clamps On Page 56



Steel Tube Nuts

Steel tube nuts and sleeves are used when making hard line connections to male AN fittings. Line requires a 37 degree flare for proper sealing. Package of 4.

- ALL50300.....-3 Tube Nut
- ALL50310.....-3 Tube Sleeve



ALL50300



ALL50310

Aluminum Tube Nuts And Sleeves

Aluminum tube nuts and sleeves are used with corresponding hard lines to connect to male AN fittings. Line requires a 37 degree flare for proper sealing. Package of 2.



ALL50320



ALL50330

Size (Female)	For Tubing O.D.	Tube Nut	Tube Sleeve
-3	3/16"	ALL50320	ALL50330
-4	1/4"	ALL50321	ALL50331

Quick Disconnect Couplings

2-piece couplings allow lines to be separated without loss of fluid or requirement of bleeding. Commonly used on brake systems when changing front or rear axle assembly, hydraulic wing cylinders, a hydraulic clutch system using a hydraulic throw out bearing or when servicing a transmission with an internal hydraulic clutch.



ALL50215



ALL50212



ALL50213



ALL50209

- ALL50215 Steel Coupling With 1/8" NPT Female Threads
- ALL50212 Alum. Coupling With 3AN Male Threads
- ALL50213 Alum. Coupling With 4AN Male Threads
- ALL50209..... Premium Coupling Fitting With 3AN Male Threads

Brake Bleeder Bottles

Contain the mess of bleeding brakes by capturing fluid in this 16 oz. bottle with a 12" long hose which attaches to most bleeder screws. The removable cap has a built-in fitting to secure the hose during storage to help prevent spills. Choose from a steel lanyard retainer that suspends the bottle from a chassis or suspension component or a magnet retainer to secure the bottle to a steel object such as a brake drum or rotor during bleeding. ALL11017 has a magnet retainer and a one way check valve built-in for one person brake bleeding.



ALL11019 ALL11018 ALL11017

- ALL11019..... Bottle With Lanyard
- ALL11018..... Bottle With Magnet
- ALL11017..... Bottle With Magnet And Check Valve



Andy Bozell

Castrol SRF Brake Fluid ALL78115

Castrol SRF brake fluid has a wet boiling point of 518°F (270°C) which exceeds DOT 3 and 4 standards. Do not mix Castrol SRF and other brake fluids, as this will reduce the benefits of Castrol SRF. Sold in 1 liter containers (33.8 ozs.)



AP Radi-CAL R3 (AP PRF) Brake Fluid ALL78116

Developed for extreme, high temperature racing conditions with a typical dry boiling point of 617°F and a wet boiling point of 383°F. Conforms to DOT 4 specifications. Sold in 16.9 oz. bottle.



AP Radi-CAL R2 (Super 600) Hi-Temp Racing Brake Fluid ALL78108

Designed for extreme, high temperature racing conditions with a dry boiling point of 594°F and a wet boiling point of 383°F. Conforms to DOT 4 specifications. Sold in 16.9 oz. bottle.



Motul 600 Brake Fluid ALL78117

100% synthetic brake fluid has an extremely high boiling point helping to prevent vapor lock and brake fade during hard use. Motul 600 exceeds DOT 3 and DOT 4 specifications. Dry boiling point 594°F, wet boiling point 421°F. Sold in 16.9 oz. bottle.



Motul 660 Brake Fluid ALL78118

100% synthetic brake fluid is specifically designed to resist extreme temperature generated by racing carbon and ceramic brakes. Motul 660 exceeds DOT 3, DOT 4 and DOT 5.1 specifications. Dry boiling point 617°F, wet boiling point 401°F. Sold in 16.9 oz. bottle.



Nitrile Gloves

Nitrile gloves protect against dirt and grime and help prevent oil and harsh chemicals from contacting the skin. Gloves are latex and powder free to keep from irritating skin. General purpose gloves are great for light duty uses that are not exposed to chemicals. Chemical resistant gloves work well for general purpose as well as jobs that involve oil, fuel, brake fluid and most cleaning chemicals such as brake and carb cleaners. Package of 100.



General Purpose (Blue)

- ALL12020 Medium
- ALL12021..... Large
- ALL12022 X-Large

Chemical Resistant (Black)

- ALL12024Medium
- ALL12025Large
- ALL12026X-Large
- ALL12027XX-Large

Dirt Late Model 1-Piece Front Bumpers

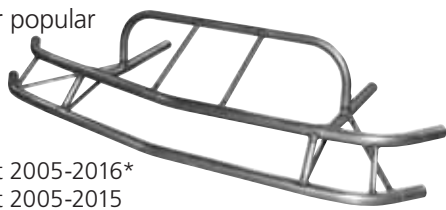
Allstar bumpers for popular dirt late models.

Constructed of 1-1/2" x .095" wall mild steel tubing.

- ALL22380..... Rocket 2005-2016*
- ALL22382..... Rocket 2005-2015
- ALL22379..... XR1*†
- ALL22381..... Mastersbilt
- ALL22383..... Rayburn

*Bumper has built-in rake for nose clearance.

†Will also fit 2005-2017 standard Rockets as well as XR1.



ALL22381

Dirt Late Model 2-Piece Front Bumpers

Allstar 2-piece front bumpers for popular dirt late models.

Constructed of 1-1/2" x .095" wall mild steel tubing.

- ALL22394 Mastersbilt
- ALL22395.....Rocket 2005-2015**
- ALL22393..... Mastersbilt, Gen X
- ALL22396.....Rocket 2005-2015*

*Bumper has built-in rake for nose clearance.

‡Bumper has 2" added to left side.



ALL22394


Dirt Late Model Chrome Moly Bumpers

Allstar lightweight 1-1/2" x .049" wall chrome moly front bumpers for popular dirt late models offers added strength and reduced front end weight compared to similar mild steel bumpers.

- ALL22340..... Rocket 2005-2016*
- ALL22342..... Rocket 2005-2015
- ALL22343..... XR1*†

*Bumper has built-in rake for nose clearance.

†Will also fit 2005-2017 standard Rockets as well as XR1.



ALL22340

Dirt Late Model Rear Bumpers

Replacement bumpers for popular dirt late models.

Constructed of 1-1/2" x .095" wall mild steel tubing.

- ALL22387..... Mastersbilt
- ALL22384..... Mastersbilt, Gen X
- ALL22388..... Rocket, 36" CTC
- ALL22389..... Rocket, 34" CTC



ALL22384

Late Model Bolt-On Door Components
Also Available On Page 42



Chub Frank

Photo: Jim DenHamer

Modified Nose Supports

Spring steel support fits under the nose panel **NEW!** for structural support and eases mounting of nose valances.

- ALL23073..... Plain
- ALL23074..... Black



Lower Nose Support For MD3 Evolution **ALL23064**

Plastic nose support is specifically designed to fit the underside curve of the MD3 Evolution style dirt late model nose piece. Support fastens to the underside of the nose piece and bolts directly to the bumper of most dirt late models. Support is just under 3/8" thick and measure 39" long by 7" wide. Support fits LH or RH sides, weighs 3.3 lbs and is sold each.



Universal Lower Nose Supports

Plastic nose support fastens to the underside of the nose piece allowing the nose piece to be bolted directly to the bumper of most dirt late models. Supports are 38" wide, fit LH or RH sides and are sold each.



- ALL23061..... 3/8" Thick x 8" Wide, 3.7 lbs
- ALL23063..... 1/4" Thick x 6" Wide, 1.85 lbs

Lower Nose Support Spring Steel **ALL23065**

Provides support between the front nose piece and front bumper of dirt late models. 1/16" thick x 35" long x 6" wide, 3.6 lbs.



Nose Bolt Kits

Kit provides a nice, smooth finished look on the top edge of nose panels when installing lower nose supports. Kit includes 10 bolts, flat washers and flanged nuts.

- ALL18562 2" Long Kit
- ALL18563 2-1/2" Long Kit



Flexible Body Brace **ALL23075**

Flexible brace made from plastic extends up to 31" and may be cut to fit shorter applications. Commonly used to support lower quarter panel or nose sides. Aluminum brackets are adjustable to accommodate a variety of straight and angle applications.



Replacement Part

- ALL23076..... Replacement Plastic Rod, 24" Long

Modified Universal Front Bumper

ALL22375

Bumper has 5" x 5" plate style mounts which measure 44" from outside to outside and can be modified to fit most chassis.



Modified 2-Piece Extended Length Front Bumper

ALL22333

Extended length bumper features a 1-1/2" main tube with a 1-1/4" upper hoop that can be easily removed and reinstalled when fabricating a nose. Universal fit bumper extends out 21" from frame mounting brackets that are on 39" center and weighs approximately 15lbs.



Modified Extended Length Front Bumper


ALL22332

Extended length front bumper is constructed from 1-1/2" x .095" wall mild steel tubing. Universal fit bumper extends out 21" from frame mount to leading edge of bumper and measures 40" wide at frame mounting points. Weighs less than 20 lbs.



Modified Rear Bumper Kits

Universal rear bumper kits have fully welded frames and include separate 1-1/4" O.D. mounting tubes, bumper supports and end caps that require welding for a custom fit to a variety of chassis widths.



ALL22336..... Wide Rear Bumper Kit with straight main tube is built from 1-1/4" O.D. x .065" wall mild steel tubing and measures 54" wide x 11-1/2" tall with a 34" wide fuel cell guard.

ALL22337..... Narrow Rear Bumper Kit with bent main tube is built from 1-1/2" O.D. x .065" wall mild steel tubing and measures 43" wide x 12-1/2" tall with a 39" wide fuel cell guard.

ABC Template Front Bumper

ALL22376

Designed to fit ABC style nosepieces, this fully welded front bumper is designed to fit most chassis with 35-1/2" center-to-center mounts. Bumper is constructed of 1-1/2" x .065" wall tubing and has an overall width of 48". Threaded inserts provide mounting points for a hood pin bar.



ABC Template Front Bumper Kit

ALL22372

Designed to fit the shape of the ABC style nosepieces, this un-welded bumper kit is universal, can be built to any width and includes mounting sleeves that can be welded to the chassis. Bumper is constructed of 1-1/2" x .083" wall tubing and has an overall width of 58". Kit must be welded.



Nose Support For Template Nose

Lightweight aluminum nose support features punch/flare holes and predrilled mounting holes for easy installation to the nose and the chassis. Sold each.

ALL23066..... LH Support
ALL23067..... RH Support

Related Part

ALL23020..... Adjustable Steel Brace (16" to 27")
ALL23021..... Adjustable Aluminum Brace (21" to 26") **NEW!**



Asphalt Outlaw Front Bumper

ALL22326


Designed to mount Camaro dirt style nose (FIV145-410) to most asphalt late models with 34" outside frame dimensions, including; Howe, Finishline and Lefthander chassis.



Universal Asphalt Outlaw Front Bumper

ALL22327

Universal fit bumper has adjustable mounts allowing mounting of Camaro dirt style nose (FIV145-410) or other nose pieces to most asphalt late models regardless of frame width. Mounts can be positioned as needed along main tube and then bolted or welded in place. Commonly used on outlaw asphalt late models.



Monte Carlo SS Nosepieces

Tough, plastic 1983-88 style nosepieces are perfect for Factory Stock and Sportsman circle track cars.



- ALL23010..... White
- ALL23011..... Black
- ALL23025..... Red
- ALL23026..... Yellow
- ALL23027..... Orange
- ALL23028..... Chevron Blue

Shown with decal kit (sold separately).

MD3 Monte Carlo SS Nosepieces

Tough, plastic 1983-88 style nosepieces are perfect for Factory Stock and Sportsman circle track cars.



- ALL23030..... White
- ALL23031..... Black
- ALL23032..... Red
- ALL23033..... Yellow
- ALL23034..... Orange
- ALL23035..... Chevron Blue

Shown with decal kit (sold separately).

Monte Carlo SS Headlight Decal Kits

Decal kits add a realistic look to most aftermarket nosepieces and rear bumper covers to replicate the popular 1983-88 Monte Carlo SS. Decals fit standard and MD3 style nosepieces.



- ALL23014..... Nose Decal Kit With Stock Grille
- ALL23038..... Nose Decal Kit With Mesh Grille


Bumper Hookup Kit

ALL22315

Cable kit mounts through the nose and around the bumper for easy wrecker hook-ups. Kit should be mandatory at every race track. Kit includes 3 ft. of coated cable and two clamps.



Monte Carlo SS Front Bumper Kits



Universal bumper kit is adjustable to accommodate Monte Carlo nosepieces to any chassis. Kits are constructed of 1-3/4" x .095" wall tubing and require welding.

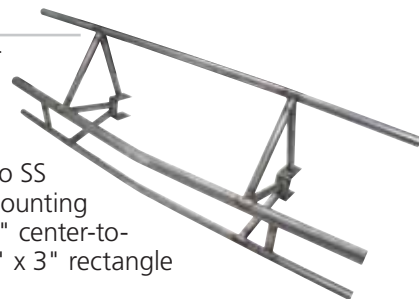
- ALL22370..... Standard Monte Carlo SS Kit
- ALL22369..... MD3 Monte Carlo SS Kit
- ALL22366..... Standard Monte Carlo SS Kit, 2-Piece*
- ALL22367..... Upper Support Kit For ALL22366

*Kit includes a 2-piece main tube for more convenient handling and lower shipping costs.

Monte Carlo SS Bolt-On Front Bumper

ALL22365

Bolt-on style bumper fits most tubular and stock stubs. Bumper accepts standard Monte Carlo SS nosepieces. Frame mounting brackets measure 30" center-to-center and fit over 2" x 3" rectangle tubing.




Camaro Front Bumper Kit **ALL22320**

Universal bumper allows installation of most 1981 Camaro nosepieces on any width chassis. Bumper is 1-3/4" x .095" wall mild steel tubing and includes 2" x 2" frame mounting slugs. Kit must be welded.



Mustang Front Bumper Kit **ALL22371**



Universal bumper allows installation of most 1981 Camaro nosepieces on any width chassis. Bumper is 1-3/4" x .095" wall mild steel tubing and includes 2" x 2" frame mounting slugs. Kit must be welded.



Monte Carlo SS Rear Bumper Covers



Shown with decal kits (sold separately).

Tough, plastic 1983-88 style rear bumper covers are perfect for Factory Stock and Sportsman circle track cars.

- ALL23015 White
- ALL23016 Black
- ALL23040 Red
- ALL23041 Yellow
- ALL23042 Orange
- ALL23043 Chevron Blue

Monte Carlo SS Tail Light Decal Kit

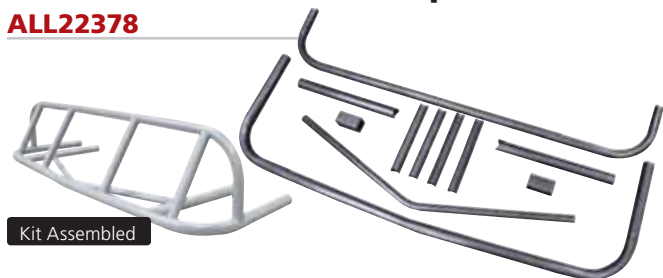
ALL23017

Decal kit adds a realistic look to most aftermarket rear bumper covers to replicate the popular 1983-88 Monte Carlo SS.



Monte Carlo SS Rear Bumper Kit

ALL22378




Kit Assembled

Kit includes pre-bent and notched 1-3/4" x .095" wall tubing to assemble a strong rear bumper that can be mounted to any width chassis and support the Allstar Performance and other aftermarket 1983-88 Monte Carlo SS rear bumper covers. Kit must be welded.

Universal Rear Bumper Kit

ALL22373

Designed to fit any chassis. Corner pieces are slid inside rear section and then welded or bolted to required width. Includes 1-3/4" x .095" diameter rear tube, two adjustable length 1-1/2" x .083" corner pieces, two lengths of tubing (connects bumper to any width chassis) and two sleeves which weld directly to the chassis.



Fuel Cell Guard

ALL22374

Guard adds protection to the fuel cell and acts as a lifting point for rear of vehicle. Universal kit is constructed of 1-3/4", .095" wall, mild steel tubing. Parts are pre-cut and notched, ready to be welded together. Height is 8-3/4" and mounting width is 42".



Sprint Stacked Front Bumpers

Stacked front bumper for improved front end protection is precision bent from steel or aluminum tubing.



- ALL22300 Sprint Car, 1" O.D. Steel Tubing, 6" Tall x 8" Long Overall x 19-1/4" Wide On Center. Weighs Less Than 4 Lbs.
- ALL22301 Sprint Car, 1" O.D. Aluminum Tubing, 6" Tall x 8" Long Overall x 19-1/4" Wide On Center. Weighs Less Than 2 Lbs.
- ALL22302 Mini Sprint, 3/4" O.D. Steel Tubing, 5-1/2" Tall x 7" Long Overall x 14-1/8" Wide On Center. Weighs Less Than 2 Lbs.

Dragster Nose **ALL23278**

Aerodynamic fiberglass nose is strong yet lightweight with a durable, black high-gloss, seamless gelcoat finish. Nose is 10" tall x 11" wide x 29" long with a 1" mounting flange.



Jerrad Krick

Photo: Tom Willavize, Jr.

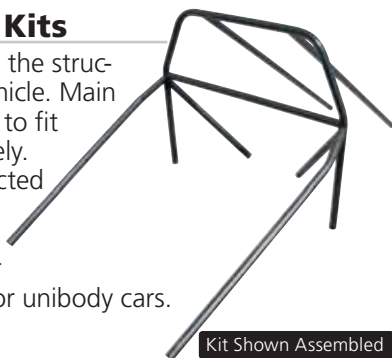


Shawn Smith

Photo: Moonshine Racing Photos

8-Point Roll Bar Kits

Kits increase safety and the structural integrity of the vehicle. Main hoops are custom bent to fit each application precisely. Hoop and bars constructed of .134" mild steel, 1-3/4" diameter tubing. Welding required. Floor plates sold separately for unibody cars.



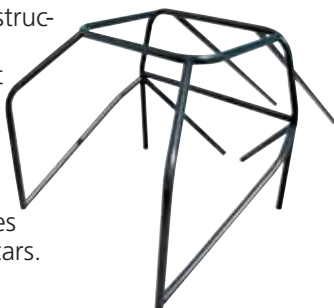
Kit Shown Assembled

8-Point Roll Bar Kits

- ALL22600..... Camaro/Firebird 1967-69
- ALL22601..... Camaro/Firebird 1970-81
- ALL22604..... Camaro 2010-15
- ALL22608..... G-Body (Monte Carlo, Cutlass, Regal, Grand Prix) 1978-88
- ALL22610..... Mustang/Capri 1979-93

10-Point Roll Cage Kits

Kits increase safety and the structural integrity of the vehicle. Main hoops are custom bent to fit each application precisely. Hoop and bars constructed of .134" mild steel, 1-5/8" diameter tubing. Welding required. Floor plates sold separately for unibody cars.



Kit Shown Assembled

10-Point Roll Cage Kits

- ALL22620..... Camaro/Firebird 1967-69
- ALL22621..... Camaro/Firebird 1970-81
- ALL22628..... G-Body (Monte Carlo, Cutlass, Regal, Grand Prix) 1978-88
- ALL22630..... Mustang/Capri 1979-93


Floor Plates ALL22640

Bolt or weld these steel plates to the floor pan as required by most sanctioning bodies when installing roll bars into unibody cars. Increase the structural integrity and provide a solid mounting point for the roll bar. 6" x 6" plates are 1/8" (.125") thick and may also be used for a variety of other uses including fabricating brackets or mounts. Package of 6.



Strut Bars ALL22642

Strut bars increase the rigidity and strength of a chassis eliminating flexing and increasing reaction times. Bars can be installed to upgrade existing ten point cage kits or when building a new chassis. Pre-bent to fit a variety of applications, bars are 65" long overall with a 14" leg and constructed from 1-5/8" x .134" wall mild steel tubing.



Roll Cage Kits For Dodge Neon And Ford Focus

Cage kits are designed with **NEW!** safety in mind for mini enduro and four cylinder classes. These cages are built specifically for Dodge Neon and Ford Focus cars. Kits are constructed of .095" wall x 1-3/4" mild steel tubing and include a main hoop, halo, windshield posts, front and rear dash bars, three door bars for the left side, and a Z-bar for the right side. Kits also include the components to build a sturdy foundation for installing the main cage similar to the ALL22650. Welding required.

ALL22097..... Dodge Neon
ALL22098..... Ford Focus



Kit Shown Assembled

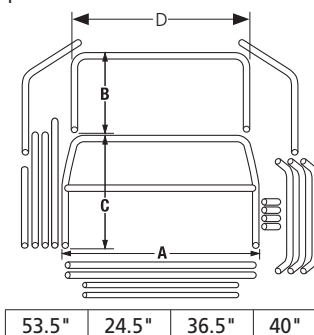
Mini Stock Roll Cage Kit For Ford Escort

ALL22104

Designed with safety in mind for mini enduro and four cylinder classes. Universal design is built for two or four door 1991-2002 Ford Escort bodies. Kit is constructed of .095" wall 1-3/4" mild steel tubing and includes a main hoop, halo, windshield posts, front and rear dash bars, three door bars for the left side, and a Z-bar for the right side. Also included are two lengths of 1-3/4" tubing to weld to the factory pinch welds and two lengths of 1-1/2" tubing to connect the two sides, creating a solid foundation for the cage and seat mount.



Kit Shown Assembled




Replacement Part

ALL22113 Door Bar

Mini Stock Roll Cage Installation Kit

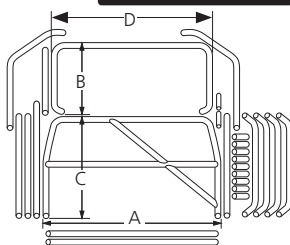
ALL22650

Universal installation kit for mini stock or front wheel drive cars provides a solid base or foundation to mount a roll cage. Kit includes two 60" long 2" x 2" square outside rails, two 1-3/4" round support tubes for securely mounting the cage and an additional foot area support.



Deluxe Roll Cage Kits

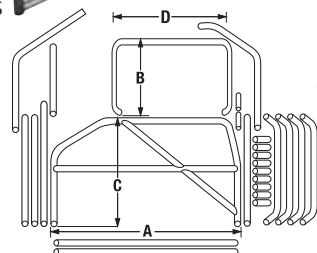
Kits include all pieces to assemble a Deluxe Roll Cage. Main hoop is fitted and tack welded together allowing for changes or custom seat mounts. Curved windshield posts fit closer to windshield pillar increasing driver visibility. Halo is curved and gusseted into the main hoop for maximum width, driver clearance and support. Mild 1-3/4", .095" wall steel tubing is notched and has uniform bends. Other features include four curved and one straight driver side door bars. "Z" type right side door bars, additional lower cross bar added to main hoop for added side support and assist in seat mounting, and a center halo support. ("A", "B", "C" and "D" measurements are outside-to-outside.)



Part No.	Description	"A"	"B"	"C"	"D"
ALL22100	'78-88 GM Metric Chassis (Monte Carlo, Regal, Etc.) '70-81 Camaro/Firebird	54"	28"	41"	44"
ALL22102	'70-77 Monte Carlo, Chevelle, Malibu, Etc.	55"	28"	41"	44"
ALL22105	'77-90 Caprice/Impala	57"	28"	41"	47"
ALL22106	'79-93 Mini Stock Mustang	52.5"	28"	40"	42"

Offset Deluxe Roll Cage Kit

Ideal for use with template style or ABC bodies. Perimeter frame mount roll cage has the same features as other Allstar deluxe kits but includes an offset main hoop and a narrow halo for cars with an offset body or narrow roof.



Part No.	Description	"A"	"B"	"C"	"D"
ALL22109	Offset Kit 54" Wide Frame	54"	28"	41"	31"
ALL22099	Offset Kit 57" Wide Frame	57"	28"	41"	35"

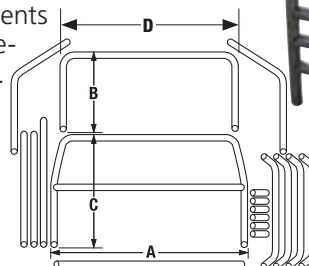
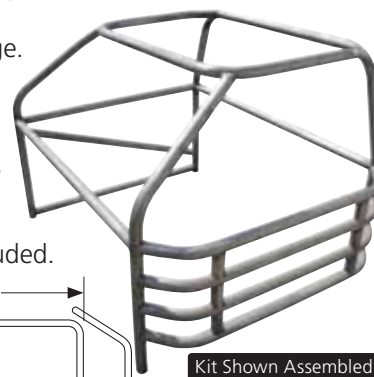


Steve Dorer

Photo: Racing Woodyds

Standard Roll Cage Kits

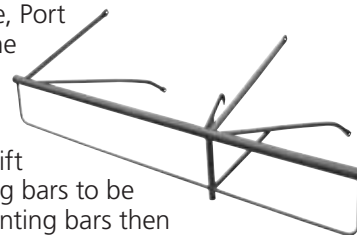
Kits include all pieces to assemble a standard cage. Mild steel tubing is 1-3/4" dia., .095" wall, is notched and has uniform bends. Four drivers side curved door bars, "Z" type right side door bar and gussets are included. Measurements are outside-to-outside.



Part No.	Description	"A"	"B"	"C"	"D"
ALL22101	'78-88 GM Metric Chassis (Monte Carlo, Regal, Etc.) '70-81 Camaro/Firebird	54"	28"	41"	42"
ALL22103	'70-77 Monte Carlo, Chevelle, Malibu, Etc.	55"	28"	41"	44"
ALL22107	Mini Stock Universal	49"	28.5"	47"	39"


Right Hand Jack Post Kit ALL22111

Bolt-on kit fits most Howe, Port City, Lefthander, Finish Line and other offset chassis requiring a jack post to raise vehicle. Includes an assembled bar loop with lift post and pre-cut mounting bars to be welded in place. The mounting bars then bolt to chassis tabs (not included) for removal and installation.



Door Bar Components For Rocket Dirt Late Models

ALL22390/22391 three-point door bar mounts are constructed of 1" steel tubing and bolt to the frame. Each mount has a pre-welded sleeve sized to accept posts of the ALL22392 door bar, 5' L x 1-1/4" steel.



ALL22390..... Front Door Bar Mount
 ALL22391..... Rear Door Bar Mount
 ALL22392..... Right Door Bar



Tanner English

Photo: Josh James

Door Bar Clamp ALL14198

Clamp fastens around a 1-1/2" door bar allowing a steel door plate to be mounted to the outside of the door bar area. Clamp eliminates the need to weld mounting tabs or door plate directly to a finished chassis. Sold each and includes 1/2" mounting hardware.



Related Items

- ALL54070 18" x 26" Steel Plate
- ALL54071 24" x 24" Steel Plate
- ALL54072 24" x 36" Steel Plate



Steel Plate

Steel plate is useful for many building projects or fabricating brackets. 10 gauge (1/8" thick) 1011 mild steel plate is ideal for adding a protective cover to the driver's side floor or door bar area of circle track cars.



- ALL54070 18" x 26"
- ALL54071 24" x 24"
- ALL54072 24" x 36"

Door Plate ALL22118

Plates can be welded between the drivers side door bars. May also be used to box "C"-type frame rails to add support and strength at critical roll cage mounting points. Plate is 48" x 4" x 1/8" thick and mandated by most sanctioning bodies and tracks.



Curved Door Bar ALL22114


Curved door bar is constructed of 1-3/4" O.D. x .095" thick wall mild steel tubing and is the same door bar included in Allstar's Standard and Deluxe roll cage kits. Bar is notched to fit between two vertical posts spaced 43" on center and adds approximately 6" to the width of the cage.



Door Bar Spacers

Spacers fit between two door bars for added support and to equally space door bars apart. Constructed of 1-3/4" O.D. x .095" wall mild steel tubing.

- ALL22115 4" Spacer, spaces door bars 3" apart.
(These bars are included in Allstar Standard and Economy Roll Cage Kits)
- ALL22116 5" Spacer, spaces door bars 4" apart.
(These bars are included in Allstar Mini Enduro Kits)



Swing Out Door Bar Kit ALL22670

Kit is a great starting point for installation of a swing out style door on roll bar equipped cars. Kit includes (4) 2-piece mild steel brackets, (4) 2" long bracket spacers, (2) 5/16" x 2" quick release pins, (2) 3/8"-24 x 3" hex bolts and (2) lock nuts.



Narrow Front Arch Support ALL22645

Arch supports replace the front arches found on many asphalt late models and modifieds or when fabricating a new chassis. Narrow triangular design arches are constructed of 1-3/4", .095" wall, D.O.M. steel tubing, 30" wide at the mounting points and 17" tall, but may be trimmed to fit many applications. Sold as a pair*



*LH support features a small kick out for added header clearance.

Front Arch Support ALL22119

Arch supports are required when installing Allstar front support kits. They add strength to suspension mounting area and create mounting points for shock brackets. Arches are constructed of 1-3/4", .095" wall, mild steel tubing, 24" wide at the mounting points and 16" tall but may be trimmed to fit many applications. Sold each.



Universal Front Hoop ALL22108

Front support kit adds strength to the front section of race car by reducing excessive flex. Pre-cut and notched pieces of 1-3/4", .095" wall, mild steel tubing fasten to the existing roll cage and extend to the front of the chassis to strengthen vulnerable steering and radiator areas. Lower radiator mounting brackets are included. Kit requires the addition of two front arch supports (ALL22119) sold separately to complete installation. Some modifications may be required for installation.



Universal Rear Support ALL22112

Rear support adds strength to the rear section of race car by reducing excessive flex. Kit includes pre-cut and notched pieces of 1-3/4", .095" wall, mild steel tubing which fasten to the existing roll cage and extend to the rear of the chassis. Some modifications may be required for installation.



Frame Repair Plate For Metric Chassis ALL60085

1/8" steel rear frame plate fits 1978-88 GM metric cars. Plate is cut to fit stock frames and measures 4-1/4" x 27".



Universal Seat Mount Kit

ALL22110

1-1/2" dia. x .095" wall mild steel tubing attaches to roll cage, to safely, effectively mount a seat. Use with Allstar roll cage kits. Kit is sold unassembled and requires welding.



Lower Seat Mounts

Mounts attach through floor pan to a bar or plate on left frame rail or roll cage for seat and anti-sub belt mounting. Layback mount is raised; upright bracket has a low profile.

ALL60070 Layback Seat Bracket
ALL60071 Upright Seat Bracket



Seat Mount Brackets

Made from 1/8" thick mild steel. Upper bracket is angled to fit against the back of most aluminum racing seats, two-piece design allows front-to-back and side-to-side adjustment. Upper mount brackets may be bolted or welded. Lower mount welds to 1-1/2" or 1-3/4" tubing.

ALL60032 Upper, 2-Piece
ALL60033 Lower



Double Shear Seat Belt Tab **ALL60031**

Bracket welds to chassis and for solid seat belt mount to the chassis, yet still pivot. Double shear design provides twice the strength of a single tab style mount. Steel bracket accepts 1/2" hardware.



Floor Pedal Plate **ALL54050**



Weld-in pedal plate is 23" x 5" x 1/8" and speeds up race car construction by providing the proper spacing for mounting pedal/master cylinder assemblies.

Hanging Brake Pedal Mount

ALL54060

Welds to chassis to mount Wilwood and Tilton style hanging pedals. Notched to clear balance bar.



Adam Terry

Photo: Racing Woody's

Steering Shaft Tubing

Seamless D.O.M. tubing is 3/4" O.D. with .120" wall thickness making this an excellent choice when building a steering assembly to connect steering wheel to steering box or rack and pinion. ALL52132 oversized rod end is commonly used to support steering shaft. Consult sanctioning rules to verify proper installation when building a steering assembly.

ALL22190 5 Ft.
ALL22191 6 Ft.



"Double D" Steering Shafts

Solid steel shaft has the appearance of two D's stacked back to back when viewed from the end or simply a 3/4" round shaft with flats on opposite sides. Often used with stock type couplers, this shaft can be used in assemblies without welding. Commonly connected to u-joints using a set screw, the shaft should be dimple drilled to help pilot set screws and help prevent the assembly from sliding apart. ALL52132 oversized rod end is commonly used to support steering shaft. Consult sanctioning rules to verify proper installation when building a steering assembly.

ALL52175 24" Shaft
ALL52176 30" Shaft
ALL52177 36" Shaft
ALL52178 60" Shaft
ALL52179 72" Shaft



Steering Column Brackets

Stamped-steel brackets weld to dash bars to create a mounting point for steering shaft when using a 3/4" oversized rod end. Brackets are 3-1/8" wide and available in a variety of lengths to fit most applications. 4" and longer brackets are pre-notched for 1-1/2" dash bars but are easily modified to fit other size bars.

ALL52120 2-1/2" Long
ALL52122 4" Long
ALL52124 8" Long
ALL52126 10" Long



Clamp-On Steering Column Bracket

ALL52128

Aluminum bracket clamps to 1-3/4" tubing and is 7-1/2" center to center. Mounting bolts face the seat, so the driver can easily adjust the column up and down while sitting in the seat. An oversize rod end (sold separately, ALL 52132) mounts horizontally through a 3/4" hole, allowing some left to right adjustment without moving the bracket or notching the interior panel.



Steering Quickener Bracket

ALL60028

Mounts all popular steering quickeners including AFCO, Coleman, Howe and others. Bracket has two holes, spaced 1-3/4" apart, and may be welded to 1-1/2" or 1-3/4" dia. tubing.



Drilled Aluminum Angle, 90 Degree

Aluminum angle has many uses including strengthening body panels and providing a mounting point for strapping or body braces, typically used on the upper section of rear quarter panels and door panels. 90 degree angle allows supports or braces to fasten directly to the chassis. Angle is 1/8" thick x 1" wide and has 1/4" holes on 1" centers.

- ALL23134..... 26" Long
- ALL23134-5.. 26" Long, 5-Pack
- ALL23135..... 30" Long
- ALL23135-5.. 30" Long, 5-Pack
- ALL23138..... 66" Long
- ALL23138-5.. 66" Long, 5-Pack



Drilled Aluminum Angle, 120 Degree

Aluminum angle has many uses including strengthening body panels and providing a mounting point for strapping or body braces, typically used on the lower section of rear quarter panels. 120 degree angle allows supports or braces to angle upward toward the chassis. Angle is 1/8" thick x 1" wide and has 1/4" holes on 1" centers.

- ALL23130..... 26" Long
- ALL23130-5.. 26" Long, 5-Pack
- ALL23131..... 30" Long
- ALL23131-5.. 30" Long, 5-Pack
- ALL23132..... 66" Long **NEW!**
- ALL23132-5.. 66" Long, 5-Pack **NEW!**



Slotted Aluminum Angle, 90 Degree **ALL23124**

Slotted angle aluminum brace connects and strengthens body panels. Brace is 1/8" thick x 1" wide x 72" long with 3/8" x 5/8" slots. Ideal for use along tops of spoilers.



Aluminum Flat Stock

Aluminum 6063-T5 flat stock is ideal for fabricating mounting brackets, etc.

Description	4' Length	8' Length	12' Length	16' Length
Flat Stock 1" Wide				
1/8" Thick	ALL22250-4	ALL22250-8	ALL22250-12	ALL22250-16
3/16" Thick	ALL22251-4	ALL22251-8	ALL22251-12	ALL22251-16



Aluminum Angled Stock

1" x 1" aluminum 6063-T5 stock is ideal for fabricating mounting brackets, etc.

Description	4' Length	8' Length	16' Length
1" x 1" x 1/16" Thick	ALL22253-4	ALL22253-8	ALL22253-16
1" x 1" x 1/8" Thick	ALL22254-4	ALL22254-8	ALL22254-16
1" x 1" x 3/16" Thick	ALL22255-4	ALL22255-8	ALL22255-16



OVER 8 FT. LENGTH
For Local Pickup ONLY

Aluminum Square Tubing

Square tubing is 6063-T5 grade alloy with .125" wall thickness and sold in pre-cut lengths and of 4', 8', 12' and 20'. Ideal for fabricating rub rails or building shop, trailer or pit equipment like ladders, pit carts and tire racks.



4' Length	8' Length	12' Length	20' Length
3/4" x 3/4"			
ALL22256-4	ALL22256-8	ALL22256-12	ALL22256-20
1" x 1"			
ALL22257-4	ALL22257-8	ALL22257-12	ALL22257-20

Steel Flat Stock


Steel flat stock is ideal for building projects around the shop or creating supports when needed. Standard grade steel has excellent welding characteristics and is easily cut and shaped.



Description	4' Length	8' Length	12' Length
1" x 1/8"	ALL22150-4	ALL22150-8	ALL22150-12
1" x 3/16"	ALL22151-4	ALL22151-8	ALL22151-12
1-1/2" x 1/8"	ALL22152-4	ALL22152-8	ALL22152-12
2" x 1/8"	ALL22154-4	ALL22154-8	ALL22154-12
2" x 3/16"	ALL22155-4	ALL22155-8	ALL22155-12

Steel Angled Stock

Steel angled stock is ideal for building projects around the shop or creating supports when needed. Standard grade steel has excellent welding characteristics and is easily cut and shaped.



Description	4' Length	8' Length	12' Length
1" x 1" x 1/8"	ALL22156-4	ALL22156-8	ALL22156-12
1-1/2" x 1-1/2" x 1/8"	ALL22157-4	ALL22157-8	ALL22157-12
2" x 2" x 1/8"	ALL22158-4	ALL22158-8	ALL22158-12



Jason Hughes

Photo: Buck Monson



Ryan Gustin

Photo: Buck Monson

Mild Steel Tubing

Sold only in pre-cut lengths (4, 8, 12, or 20 ft.). Always check wall thickness tolerance before cutting or welding, especially if the car is to be certified. Tubing wall thickness will vary.



Round Mild Steel (1018)

Description	4' Length	8' Length	12' Length	20' Length
3/8" x .065"	ALL22117-4	ALL22117-8	ALL22117-12	-
1/2" x .065"	ALL22120-4	ALL22120-8	ALL22120-12	ALL22120-20
3/4" x .065"	ALL22124-4	ALL22124-8	ALL22124-12	ALL22124-20
1" x .065"	ALL22128-4	ALL22128-8	ALL22128-12	ALL22128-20
1" x .083"	ALL22129-4	ALL22129-8	ALL22129-12	ALL22129-20
1-1/4" x .083"	ALL22132-4	ALL22132-8	ALL22132-12	ALL22132-20
1-1/4" x .120"	ALL22134-4	ALL22134-8	ALL22134-12	ALL22134-20
1-1/2" x .065"	ALL22136-4	ALL22136-8	ALL22136-12	ALL22136-20
1-1/2" x .083"	ALL22130-4	ALL22130-8	ALL22130-12	ALL22130-20
1-1/2" x .095"	ALL22138-4	ALL22138-8	ALL22138-12	ALL22138-20
1-1/2" x .120"	ALL22137-4	ALL22137-8	ALL22137-12	ALL22137-20
1-5/8" x .120"	ALL22139-4	ALL22139-8	ALL22139-12	ALL22139-20
1-5/8" x .134"	-	ALL22141-8	ALL22141-12	-
1-3/4" x .065"	ALL22144-4	ALL22144-8	ALL22144-12	ALL22144-20
1-3/4" x .095"	ALL22146-4	ALL22146-8	ALL22146-12	ALL22146-20
1-3/4" x .134"	-	ALL22148-8	ALL22148-12	-



Round D.O.M. Mild Steel (1018)

Description	4' Length	8' Length	12' Length	17' or 20' Length
1" x .120" [†]	ALL22127-4	ALL22127-8	ALL22127-12	ALL22127-(17 or 20) [‡]
1-1/2" x .083" [†]	ALL22133-4	ALL22133-8	ALL22133-12	ALL22133-(17 or 20) [‡]
1-1/2" x .095" [†]	ALL22135-4	ALL22135-8	ALL22135-12	ALL22135-(17 or 20) [‡]
1-5/8" x .120" [†]	ALL22140-4	ALL22140-8	ALL22140-12	ALL22140-(17 or 20) [‡]
1-3/4" x .095" [†]	ALL22145-4	ALL22145-8	ALL22145-12	ALL22145-(17 or 20) [‡]
1-3/4" x .120" [†]	ALL22147-4	ALL22147-8	ALL22147-12	ALL22147-(17 or 20) [‡]

[†]Tubing is drawn over mandrel (D.O.M.) and has tighter wall thickness tolerance.

[‡]Length is determined by mill run. Call for availability.



Square Mild Steel (1018)

Description	4' Length	8' Length	12' Length	20' Length
1/2" x .065"	ALL22160-4	ALL22160-8	ALL22160-12	ALL22160-20
3/4" x .049"	ALL22163-4	ALL22163-8	ALL22163-12	-
3/4" x .065"	ALL22164-4	ALL22164-8	ALL22164-12	ALL22164-20
1" x .083"	ALL22169-4	ALL22169-8	ALL22169-12	ALL22169-20
1-1/2" x .083"	ALL22175-4	ALL22175-8	ALL22175-12	ALL22175-20
2" x .083"	ALL22182-4	ALL22182-8	ALL22182-12	ALL22182-20



Rectangular Mild Steel (1018)

Description	4' Length	8' Length	12' Length	20' Length
1" x 2" x .120"	ALL22183-4	ALL22183-8	ALL22183-12	ALL22183-20
2" x 3" x .083"	ALL22184-4	ALL22184-8	ALL22184-12	ALL22184-20

OVER 8 FT. LENGTH
For Local Pickup ONLY

Round Chrome Moly Steel Tubing (4130N)

Sold only in pre-cut lengths (4, 8, 12, etc.). Always check wall thickness tolerance before cutting or welding, especially if the car is to be certified. Tubing wall thickness will vary.



Description	4' Length	8' Length	12' Length	17', 19' or 20' Length
1/4" x .035"	ALL22000-4	ALL22000-8	ALL22000-12	ALL22000-(17, 19 or 20) [†]
3/8" x .058"	ALL22005-4	ALL22005-8	ALL22005-12	ALL22005-(17, 19 or 20) [†]
1/2" x .049"	ALL22010-4	ALL22010-8	ALL22010-12	ALL22010-(17, 19 or 20) [†]
1/2" x .058"	ALL22012-4	ALL22012-8	ALL22012-12	ALL22012-(17, 19 or 20) [†]
5/8" x .049"	ALL22015-4	ALL22015-8	ALL22015-12	ALL22015-(17, 19 or 20) [†]
5/8" x .058"	ALL22017-4	ALL22017-8	ALL22017-12	ALL22017-(17, 19 or 20) [†]
3/4" x .049"	ALL22020-4	ALL22020-8	ALL22020-12	ALL22020-(17, 19 or 20) [†]
3/4" x .058"	ALL22022-4	ALL22022-8	ALL22022-12	ALL22022-(17, 19 or 20) [†]
3/4" x .095"	ALL22024-4	ALL22024-8	ALL22024-12	ALL22024-(17, 19 or 20) [†]
3/4" x .120"	ALL22026-4	ALL22026-8	ALL22026-12	ALL22026-(17, 19 or 20) [†]
7/8" x .058"	ALL22030-4	ALL22030-8	ALL22030-12	ALL22030-(17, 19 or 20) [†]
7/8" x .095"	ALL22032-4	ALL22032-8	ALL22032-12	ALL22032-(17, 19 or 20) [†]
1" x .049"	ALL22040-4	ALL22040-8	ALL22040-12	ALL22040-(17, 19 or 20) [†]
1" x .058"	ALL22042-4	ALL22042-8	ALL22042-12	ALL22042-(17, 19 or 20) [†]
1" x .065"	ALL22044-4	ALL22044-8	ALL22044-12	ALL22044-(17, 19 or 20) [†]
1" x .083"	ALL22045-4	ALL22045-8	ALL22045-12	ALL22045-(17, 19 or 20) [†]
1" x .095"	ALL22046-4	ALL22046-8	ALL22046-12	ALL22046-(17, 19 or 20) [†]
1-1/8" x .058"	ALL22050-4	ALL22050-8	ALL22050-12	ALL22050-(17, 19 or 20) [†]
1-1/8" x .083"	ALL22054-4	ALL22054-8	ALL22054-12	ALL22054-(17, 19 or 20) [†]
1-1/4" x .058"	ALL22060-4	ALL22060-8	ALL22060-12	ALL22060-(17, 19 or 20) [†]
1-1/4" x .065"	ALL22062-4	ALL22062-8	ALL22062-12	ALL22062-(17, 19 or 20) [†]
1-1/4" x .083"	ALL22061-4	ALL22061-8	ALL22061-12	ALL22061-(17, 19 or 20) [†]
1-1/4" x .095"	ALL22063-4	ALL22063-8	ALL22063-12	ALL22063-(17, 19 or 20) [†]
1-1/4" x .120"	ALL22064-4	ALL22064-8	ALL22064-12	ALL22064-(17, 19 or 20) [†]
1-3/8" x .058"	ALL22070-4	ALL22070-8	ALL22070-12	ALL22070-(17, 19 or 20) [†]
1-3/8" x .095"	ALL22072-4	ALL22072-8	ALL22072-12	ALL22072-(17, 19 or 20) [†]
1-1/2" x .049"	ALL22079-4	ALL22079-8	ALL22079-12	ALL22079-(17, 19 or 20) [†]
1-1/2" x .058"	ALL22080-4	ALL22080-8	ALL22080-12	ALL22080-(17, 19 or 20) [†]
1-1/2" x .065"	ALL22082-4	ALL22082-8	ALL22082-12	ALL22082-(17, 19 or 20) [†]
1-1/2" x .083"	ALL22084-4	ALL22084-8	ALL22084-12	ALL22084-(17, 19 or 20) [†]
1-1/2" x .095"	ALL22086-4	ALL22086-8	ALL22086-12	ALL22086-(17, 19 or 20) [†]
1-5/8" x .083"	ALL22090-4	ALL22090-8	ALL22090-12	ALL22090-(17, 19 or 20) [†]
1-3/4" x .083"	ALL22093-4	ALL22093-8	ALL22093-12	ALL22093-(17, 19 or 20) [†]
2-1/4" x .120"	ALL22095-5 (5' Length)			

[†]Length is determined by mill run. Please call for availability.

Threaded Tubing Ends

Chrome moly 4130 steel tubing ends are ideal for building custom length suspension tubes. Available in RH and LH threads.



Thread Size	Tubing Size	Tube End Insert O.D.	RH Part No.	LH Part No.
10-32	3/8" x .058"	.259"	ALL22500	-
5/16"-24	1/2" x .058"	.384"	ALL22504	-
3/8"-24	5/8" x .058"	.509"	ALL22508	ALL22509
3/8"-24	3/4" x .058"	.634"	ALL22512	ALL22513
1/2"-20	7/8" x .058"	.759"	ALL22518	ALL22519
1/2"-20	1" x .058"	.884"	ALL22522	ALL22523
1/2"-20	1" x .065"	.870"	ALL22526	ALL22527
1/2"-20	1-1/8" x .058"	1.00"	ALL22530	ALL22531
5/8"-18	1" x .058"	.884"	ALL22534	ALL22535
5/8"-18	1" x .095"	.810"	ALL22538	ALL22539
5/8"-18	1-1/4" x .095"	1.060"	ALL22542	ALL22543 [‡]
5/8"-18	1-1/4" x .120"	1.010"	ALL22546	ALL22547 [‡]
3/4"-16	1-1/4" x .065"	1.120"	ALL22548	ALL22549 [‡]
3/4"-16	1-1/4" x .095"	1.060"	ALL22550	ALL22551 [‡]
3/4"-16	1-1/4" x .120"	1.010"	ALL22554	ALL22555 [‡]
3/4"-16	1-3/8" x .095"	1.185"	ALL22558	ALL22559 [‡]

[‡]Tube end has built-in hex for adjusting.

**OVER 8 FT. LENGTH
For Local Pickup ONLY**

Tubing Notchers

Notchers render precise joints for more consistent welds and stronger cages. Available in deluxe aluminum or economy steel versions, notchers accept up to 2" diameter stock and automatically align and center tubing. Use in drill press or with hand drill. Notchers adjust up to 45°.

ALL10400 Deluxe Aluminum
 ALL10411 Economy Steel



Replacement Parts

ALL10402 5/8"-18 Thread Adapter
 ALL10403 Arbor Support Bushings (Pair)
 ALL10404 Arbor With 1/2"-20 Thread




Optional Parts

ALL10405 Arbor With 5/8"-18 Thread
 ALL10406 Drill Press Mount (ALL10411 Only)
 ALL10407 Arbor Support With Needle Bearings
 Note: Tubing notchers include 1/2"-20 arbor thread and 5/8"-18 adapter. Hole saws up to 1-1/8" diameter use 1/2"-20, larger hole saws use 5/8"-18 thread.

Hole Saw Set ALL10412

Use with tubing notchers. Does not include an arbor for a hand drill. Set includes one of each size: 3/4", 1", 1-1/8", 1-1/4", 1-1/2", 1-5/8" and 1-3/4".



Individual Hole Saws

ALL10413 3/4" ALL10417 1-1/2"
 ALL10414 1" ALL10418 1-5/8"
 ALL10415 1-1/8" ALL10419 1-3/4"
 ALL10416 1-1/4"

Note: Hole saws up to 1-1/8" diameter use 1/2"-20 thread, larger hole saws use 5/8"-18 thread.

Mini Digital Level ALL10742

Digital level with magnetic base measures the angle of a single straight surface or the angle of a joint between two straight surfaces. Displayed value on the LCD screen rotates to right side up when digital level is in an upside down position. Powered by three 3V CR2032 batteries (included). 2" x 2" x 1".



Smart Tool ALL10113

Ensure that chassis tubing is level and plumb when building roll cages or checking driveshaft angles. Also works on trailing arms and suspension tubes when used with ALL10740 Smart Tool Tray. A "hold" button freezes and unfreezes readings which can be displayed as degrees, percentages, or in./ft. at the push of a button. Plus and minus signs indicate when pitch is more or less than that shown on the display. Pitch reads in 1/8 in./ft. increments. Listen and level emits an audible "beep" at level and plumb. The tool shuts off automatically if idle for more than six minutes. Powered by a standard 9 volt battery.



Level Base ALL10741

Level base simplifies notching and bending of round tubing and helps ensure accuracy. Base fastens to standard ballast or weight brackets and clamps to the tube as a reference point when creating parallel, perpendicular, any angle of opposing notches or bends during fabrication. Base accepts most digital levels including ALL10113, ALL10742 and ALL10744 or standard bubble levels.



Digital scale and mounting bracket sold separately.

Individual Mounting Brackets

ALL14192 1"
 ALL14193 1-1/4"
 ALL14194 1-3/8"
 ALL14195 1-1/2"
 ALL14196 1-5/8"
 ALL14197 1-3/4"



ALL14195

Deburring Tool ALL11036

A fast and easy way to remove burrs from the edges of machined or cut metals. Five-piece kit includes handle, telescopic blade holder and three unique blades. Handle has built-in storage for blades. Blade holder adjusts from 1" to 5".



Weld-On Nuts

Weld these steel nuts into a predrilled hole to provide a strong and easy method of bolting brackets or accessories to chassis. Nuts are often used when the back side of a fastener is not accessible and they allow quicker installation and/or removal of chassis components.



ALL18546

1/4"-20 Nut for 3/8" Hole

ALL18546 (5/16" UHL), 4-Pack
 ALL18546-25 (5/16" UHL), 25-Pack

3/8"-16 Nut for 3/4" Hole

ALL18549 Short (3/8" UHL), 4-Pack
 ALL18549-25 Short (3/8" UHL), 25-Pack
 ALL18550 Long (7/8" UHL), 4-Pack
 ALL18550-25 Long (7/8" UHL), 25-Pack

1/2"-13 Nut for 3/4" Hole

ALL18551 Short (3/8" UHL), 4-Pack
 ALL18551-25 Short (3/8" UHL), 25-Pack
 ALL18552 Long (7/8" UHL), 4-Pack
 ALL18552-25 Long (7/8" UHL), 25-Pack



Bubba Pollard

Photo: Steve Datema

Flat Tabs

Mild steel flat tabs have a straight edge and can be welded parallel to round tubing, square tubing or flat plate.

Part No.	Description	Quantity Per Pack	Thickness	Overall Height	Center Of Hole Height	Hole Diameter
ALL60004*	1/8" Tab, 5/8" Hole	4	1/8"	2-5/16"	1-11/16"	5/8"
ALL60005	1/8" Tab, 1/2" Hole	4	1/8"	1-7/8"	1-5/16"	1/2"
ALL60006	3/16" Tab, 1/2" Hole	4	3/16"	1-7/8"	1-5/16"	1/2"
ALL60007	1/4" Tab, 3/8" Hole	4	1/4"	2"	1-3/8"	3/8"
ALL60008	1/4" Tab, 1/2" Hole	4	1/4"	2"	1-3/8"	1/2"
ALL60009	1/8" Tab, 1/4" Hole	4	1/8"	1-5/8"	1-1/4"	1/4"
ALL60012	1/8" Tab, 1/4" Hole	4	1/8"	1-7/16"	7/8"	1/4"
ALL60013	1/8" Tab, 3/8" Hole	4	1/8"	1-7/16"	7/8"	3/8"
ALL60018	3/16" Seat Tab	4	3/16"	1-1/2"	7/8"	1/2"
ALL60019	1/4" Seat Tab	4	1/4"	1-1/2"	7/8"	1/2"
ALL60020	Window Frame Tab	10	1/16"	1"	3/4"	3/16"
ALL60021	Window Frame Tab	10	1/16"	3/4"	1/2"	3/16"
ALL60022	Bumper Tab	4	1/8"	1-1/4"	15/16"	1/4"
ALL60076	Chassis Tab	4	1/8"	1-3/4"	1-3/16"	3/8"
ALL60030	Mounting Tab	4	.100"	1-1/4"	3/4"	5/8"
ALL60090	Mounting Tab	4	.100"	1-1/4"	3/4"	3/8"
ALL60091	Mounting Tab	4	.100"	1-1/4"	3/4"	7/16"
ALL60092	Mounting Tab	4	.100"	1-1/4"	3/4"	9/16"



*NEW!

Radius Tabs

Mild steel radius tabs have a contoured edge to fit various sizes of round tubing.

Part No.	Description	Quantity Per Pack	Thickness	Overall Height	Center Of Hole Height	Hole Dia.
ALL60000	3/16" Tab, No Hole	4	3/16"	2-3/8"	-	-
ALL60001	3/16" Tab, 3/8" Hole	4	3/16"	2-3/8"	1-3/4"	3/8"
ALL60002	3/16" Tab, 1/2" Hole	4	3/16"	2-3/8"	1-3/4"	1/2"
ALL60003	1/8" Tab, 1/4" Hole	4	1/8"	2"	15/16"	1/4"
ALL60010	1/8" Tab, 1/4" Hole	4	1/8"	1-1/8"	9/16"	1/4"
ALL60011	1/8" Tab, 3/8" Hole	4	1/8"	1-1/8"	9/16"	3/8"



Body Brace Tabs

Mild steel tabs have built-in gussets for added support. Choose tabs that mount parallel or perpendicular to tubing. Package of 4.

Part No.	Description	Thickness	Overall Height	Center Of Hole Height	Hole Dia.
ALL60014	Round Tube, 1/4" Hole	1/8"	1-1/2"	1"	1/4"
ALL60015	Round Tube, Slotted	1/8"	1-1/2"	7/8"	1/4" x 3/4"
ALL60016	Round Tube, 3/8" Hole	1/8"	1-3/4"	1-1/4"	3/8"
ALL60017	Round Tube, 1/2" Hole	1/8"	1-3/4"	1-1/4"	1/2"
ALL60041	Round Tube, 1/4" Hole	1/8"	1-3/4"	1-1/4"	1/4"
ALL60086	Round Tube, 1/4" Hole	.085"	1-7/16"	1-15/16"	1/4"
ALL60087	Round Tube, 1/4" Hole	1/8"	1-7/16"	1-15/16"	1/4"
ALL60024	Flat Mount, 3/8" Hole	.085"	1-9/16"	7/8"	3/8"
ALL60027	Flat Mount, 1/4" Hole	3/16"	1-9/16"	7/8"	1/4"



Universal Hood Pin Mount

ALL60067

Universal bracket with 1/4" mounting holes can be bolted on or welded in place. Bracket accepts 1/2" hood pins to secure hood and deck lids along with many other uses. Constructed of .100" steel, bracket has a built-in reinforcing gusset for added strength.



Universal Mounting Bracket **ALL60072**

Universal formed bracket is 1/8" thick and welds on for many uses including a body mount when modifying or fabricating chassis or as a rear engine mount bracket when used with rear motor mounts. Bracket is 2-1/4" W x 6-1/2" L and may be drilled for a variety of uses.



Universal Chassis Bracket

ALL60068

Universal gusseted bracket is 3/16" thick and welds on for many uses including engine and body mounts. Bracket is 2-1/4" wide x 3-1/4" long and has a 1/2" hole.



Brake Line Adapter Mounting Tabs


Secure brake line adapters, bulkhead fittings or use as a mounting tab for a variety of uses.

ALL60029Bolt-On With 5/8" Hole, 2-Pack
 ALL60030Weld-On With 5/8" Hole, 4-Pack
 ALL60092Weld-On With 9/16" Hole, 4-Pack
 ALL60091Weld-On With 7/16" Hole, 4-Pack
 ALL60090Weld-On With 3/8" Hole, 4-Pack



Tubing End Caps

Steel end caps weld to the end or inside of tubing to provide a clean look, prevent sharp exposed edges and seal tubes to keep out dirt and debris. Caps are commonly used on ends of bumpers, to fill existing holes in frames and as a flat gusset when butt joining sections of square or rectangular tubing. Package of 10.



Part No.	Description	Thickness
Round End Caps		
ALL22280	7/8" O.D.	.125"
ALL22285	1" O.D.	.125"
ALL22281	1-1/4" O.D.	.125"
ALL22286	1-3/8" O.D.	.125"
ALL22282	1-1/2" O.D.	.125"
ALL22283	1-5/8" O.D.	.125"
ALL22287	1-11/16" O.D.	.125"
ALL22284	1-3/4" O.D.	.125"
Square End Caps		
ALL22290	1" x 1"	.085"
ALL22291	1-1/2" x 1-1/2"	.085"
ALL22292	2" x 2"	.085"
Rectangle End Cap		
ALL22294	2" x 3"	.085"

Gussets

Gussets add support and strength to tubing joints when building roll cages or chassis mounts. Solid, one or three hole gussets are 1-7/8" tall x 1/8" thick. Reinforced gussets are 2-1/8" tall x 1/8" thick with a rolled edge for added strength.



Description	10-Pack Part No.	100-Pack Part No.
Solid	ALL22192	ALL22192-100
With One Hole	ALL22194	ALL22194-100
With Three Holes	ALL22196	ALL22196-100

Wrap Around Gussets

ALL22199

Gussets fit 1.50" to 1.75" tubing and can be used to join tubing from 70° to 110°. Wrap around style gussets are 1/16" thick and provide more support and rigidity than a standard flat gusset. Sold in packs of 10.



Rub Rail Flange ALL60023

Flanges are 3/16" thick and commonly used when building bolt-on style rub rails. Center hole accepts 1-1/4" tubing and has two 3/8" mounting holes spaced 2-1/4" apart. Package of 4.



Charging Post Bracket

ALL60064

Securely mount Allstar charging posts on vehicles where battery is not easily accessible. Predrilled holes allow quick mounting to frame or body. Double-D hole design positions posts close together, but provides enough room for charging or jumper cable clamps. Charging posts sold separately.



Remote Starter Button Shroud Kits

Kit mounts a remote starter button directly to chassis tubing. Kit includes a shroud to help protect against accidental activation, tab, and starter button. **NEW!**




ALL60361

ALL60360..... Welded Kit
ALL60361..... Un-welded Kit

Battery Boxes


Universal, lightweight steel battery boxes may be welded or bolted to the frame. Boxes are available in two sizes and include hold down hardware.



ALL76100..... Full Size, 12" Wide x 7-1/4" Deep
ALL76101..... Short Style, 10" Wide x 7-1/4" Deep

Bolt-On Battery Boxes

Battery box has multiple 1/2" mounting holes to bolt box directly to the frame rail, inner fender or firewall. Box can also be fastened to round tubing using clamp-on ballast brackets. Constructed of 13 gauge steel, measures 11" wide x 7" deep and includes 3/8" battery hold down hardware.




ALL76103

ALL76102..... Clear Zinc
ALL76103..... Black

Stainless Steel Drop-Out Battery Box ALL76105

The perfect battery box where battery mounts under floor. Eases battery service and replacement. Box is 10-1/2" wide, 7" deep, and 9-1/2" tall and will accept most standard batteries.



Drag Race Battery Box ALL76106

Drag Race style battery box may be welded or bolted to any chassis. Lightweight box is 7-1/4" wide x 10-1/4" deep, and includes hold down.



Upper Coil-Over Shock Mount Kit

ALL60230

Weld-in kit provides a mounting point for rear coil-over shock mounts, in tube, boxed or stock frames with up to 48" between frame rails. Great for drag racing and street applications, kit includes a 48" long, .120" wall x 1-1/2" mild steel tube, reinforced mounting tabs, 2" x 3" end plates and 1/2" hardware. **NEW!**



Weld-On Shock Brackets

Weld-on shock brackets mount standard and coil-over shocks with 1/2" I.D. inner bushing or 1/2" rod end to chassis as well as many other uses. 1/8" thick mild steel brackets include 1/2" bolt, spacer and locknut.

Notched Tube Mount


Bracket is notched for 1-1/2" - 1-3/4" round tubing to create a gusset style mount that welds on three sides. Notched design positions the bracket perpendicular to the tubing at a 90 degree angle for straight mount and approximately a 75 degree angle for angled mounts.

Straight Mount



ALL60103 Short Single
 ALL60104 Long Single
 ALL60112 Long Two Position
 ALL60113 Extra Long Three Position

Angle Mount



ALL60100 Left Hand Single
 ALL60101 Right Hand Single

Round Tube Mount

Bracket welds parallel onto tubing. Typically mounted above or below tubing and includes 1/2" shock mounting hardware. Mounting positions are on 1" centers.

ALL60107 Single
 ALL60114 Two Position
 ALL60115 Three Position



Flat Mount

Bracket mounts to a flat surface or square tubing.

ALL60106 Single


Related Parts

ALL99100 Replacement bolt, locknut, and bushing
 ALL99101 Replacement bushing only



Clamp-On Shock Brackets

Clamp-on shock brackets mount standard and coil-over shocks with 1/2" I.D. inner bushings to round tubing without welding. Easily add additional mount or pivot mount when experimenting or trying different set-ups. Standard brackets position the shock approximately 1" below the chassis tubing. Drop mount brackets position the shock approximately 2-1/2" below the chassis tubing. Brackets include mounting hardware with nyloc locking nuts.



Clamp-On

ALL60220 1.75"
 ALL60221 1.50"
 ALL60222 1.25"

Drop Mount Clamp-On

ALL60224 1.75"
 ALL60225 1.50"

1/2" Rod End Mount **ALL60073**

3/16" thick steel mount with 1/2" holes accepts rod ends up to 5/8" wide. Mount is 1-5/8" tall overall.

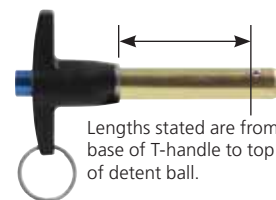


Quick Release T-Handle Pins

Positive lock quick release pins hold tightly in place until the handle button is depressed allowing the pin to be inserted or removed into or out of a hole with ease. Handles are made from 380 die cast aluminum, shanks are made from 4130 steel. Each pin is equipped with a stainless steel split ring allowing the option to attach a cable assembly.



ALL60314



Lengths stated are from base of T-handle to top of detent ball.

- | | |
|------------------------------|------------------------------|
| ALL60300 1/4" x 1" | ALL60314 3/8" x 3" |
| ALL60301 1/4" x 1-1/2" | ALL60318 1/2" x 2" |
| ALL60302 1/4" x 2" | ALL60320 1/2" x 2-1/2" |
| ALL60304 5/16" x 1" | ALL60322 1/2" x 3" |
| ALL60306 5/16" x 2" | ALL60324 1/2" x 3-1/2" |
| ALL60308 5/16" x 3" | ALL60326 5/8" x 2" |
| ALL60310 3/8" x 1" | ALL60328 5/8" x 2-1/2" |
| ALL60312 3/8" x 2" | ALL60330 5/8" x 3" |

Quick Pin Lock Collars

Steel lock collar provides a positive lock for quick release pins. Black coated collar with button head machine screw allows attachment of a securing device, like an Allstar lanyard (ALL18461 or ALL18463).

ALL60335 1/2" Collar With 10-32 Screw
 ALL60336 5/8" Collar With 1/4"-28 Screw



ALL60335



Tube Clamps


2-piece tube clamp bolts to round tubing and provides a removable mount that can be welded to for many uses. Clamps are constructed of 1/8" mild steel that is 2" wide. Includes two 3/8" grade 8 bolts with nyloc nuts.

ALL14480..... 1"
 ALL14481..... 1-1/4"
 ALL14483..... 1-1/2"



Coil Spring Spacer

ALL56116
 Spacer for 5" racing spring welds into spring pocket enabling chassis adjustments to street stock and other race cars that are not allowed to use weight jack bolts or threaded adjusters. 3" tall spacer may be cut to desired height before installation. Use coil shim spacers ALL56120 and ALL56121 to make chassis adjustments.



Adjustable Coil Spring Spacers

Adjustable spacers for 5" racing springs weld into spring pockets enabling chassis adjustments to street stock and other race cars that are not allowed to use weight jack bolts.

ALL56118 All Steel Adjuster
 ALL56119 Steel Sleeve With Alum. Adj. Nut



Coarse Thread Weight Jack Bolts

Weight jack bolts have 1"-8 threads for quick adjustment. Use with ALL56113, ALL56114 and ALL56115 style spring plates.

ALL56106..... 8" Steel
 ALL56107..... 11" Steel
 ALL56108..... 8" Aluminum



Weight Jack Bolts With Internal Thread

Bolts have an internal thread, 7/16"-20, on one end for use with bolt-on and swiveler spring cups. Coarse thread bolts have 1"-8 outer threads while fine thread bolts are 1-1/8"-12.



Coarse Thread 1"-8 With 3/4" Hex

ALL56094..... 4" Steel
 ALL56095..... 6" Steel
 ALL56066..... 8" Steel
 ALL56067..... 11" Steel



Fine Thread 1-1/8"-12 With 1/2" Square Drive

ALL56090..... 6" Aluminum
 ALL56091..... 8" Aluminum
 ALL56092..... 6" Steel
 ALL56093..... 8" Steel



Jam Nuts For Jack Bolts

Steel jam nuts for jack bolts.

ALL56068..... 1"-8 (Coarse) 1-1/8" Wrench
 ALL56110 1"-8 (Coarse) 1-1/2" Wrench
 ALL99052..... 1-1/8"-12 (Fine) 1-3/8" Wrench



Weight Jack Bolt Collars

Steel collar typically welds onto frame or chassis for installation of a threaded jack bolt. Collar includes grease fitting.

ALL56098..... 1-1/8"-12
 ALL56099..... 1"-8



Weight Jack Bolt Sleeves

Weld-in mild steel sleeve provides a mounting point for jack bolts or adjustable shock mounts. Sleeves are 2" long and have a 1-3/8" O.D. for welding onto chassis tubing.

ALL56073..... 1-1/8"-12, Fine Thread
 ALL56109..... 1"-8, Coarse Thread



Coarse Thread Nut With Sleeve

ALL56111
 Steel coarse thread nut with sleeve has 1"-8 coarse threads.



Weight Jack Plate

ALL56112
 Heavy-duty steel plate has a threaded boss welded to the center to accept jack bolts with 1"-8 coarse threads. O.D. is 5".



Slotted Upper Control Arm Bracket Kit

ALL60077
 Kits contain (2) slotted brackets, (2) centered bushings, (2) reducer spacers for 5/8" rod end and a 1/2" bolt and nyloc nut. Offset aluminum bushings (sold separately) allow for plenty of adjustment options.



Components

- ALL60078..... Slotted Upper Brackets (Pair)
- ALL60080..... Centered Bushings (Pair)
- ALL60081..... 1/8" Offset Bushings (Pair)
- ALL60082..... 1/4" Offset Bushings (Pair)
- ALL60083..... 3/8" Offset Bushings (Pair)
- ALL60084..... 1/2" Offset Bushings (Pair)
- ALL18612..... Reducer Spacers For 5/8" Rod End
- ALL16490-1..... Hex Head Bolt 1/2"-20 x 3", Grade 5
- ALL16074-10..... Thin Nyloc Insert Nuts 1/2"-20, Package Of 10



Steve Peeden

Photo: Stan Kalwasinski

Upper Control Arm Brackets

ALL60025

Stamped, 3/16" thick mild steel brackets weld to chassis to provide a mounting point for upper control arm. Brackets are sold in pairs and have two 5/8" mounting holes, spaced 7/8" apart for adjustment. May be trimmed to desired height.



Upper Control Arm Bracket

ALL60190

Bracket is flame cut from 1/2" thick steel, with a 6" bolt spacing. Welds to frame and accepts upper A-arm.



Chassis Tie Down Brackets

ALL60075

Steel brackets weld to chassis and provide a secure mounting location to hook a tie down strap or winch cable. Set of two brackets.



Transmission Mount Bracket

ALL38072

May be welded to chassis to support manual or automatic transmissions. Steel bracket is 1/8" thick with 1" x 7/16" slots for mounting bolts.



Driveshaft Loop

ALL69000

Universal driveshaft loop contains the driveshaft if a yoke or U-joint fails. Loop is 1/4" thick x 2" wide mild steel and fully adjustable to fit most cars.



Driveshaft Loop

For 1979-2004 Mustangs ALL69006

Driveshaft safety loop bolts-on to retain the driveshaft in the event of U-joint or other drivetrain component breakage. Black powder coated, all steel loop includes mounting hardware and complete instructions.



Unwelded Driveshaft Loop

Made from 3/16" flat steel, loop is 9-1/2" tall, 5-1/2" wide with a 16" wide mounting strap that can be cut and welded for each installation.



180° Driveshaft Loop

Pre-bent 1" diameter x .083" wall mild steel tubing is designed for chassis style cars to help retain the driveshaft in the event of a u-joint failure. Loop is 10" tall overall and has a 5" I.D.



Ford 9" Truss Support

ALL68330

Weld-on support adds strength to rear axle housing and reduces unwanted flex during extreme torque. Constructed of 12 gauge (.108") steel. 36" long x 2" wide.



Leaf Spring Pad

ALL56126

Welds to 3" diameter rear end tube and works with most leaf springs. Sold each.



Lower Spring Cup

ALL56124

Welds to 3" diameter rear end tube and works with conventional 5" coil springs. Length is 7". Sold each.



Leaf Spring Slider Box

ALL60034

Leaf spring slider box replaces conventional leaf spring shackles to enable effortless suspension movement and prevent binding. Box may be welded, or bolted directly to chassis and includes two nylon bushings with spring mounting hardware. Fits 2-1/2" wide Chrysler type leaf springs.



Replacement Bushings ALL99055

Leaf Spring Slider Box

ALL60035

Replace rear leaf spring shackles with Allstar's leaf spring slider box. Bolt-in slider box with roller bearing design eliminates leaf spring binding, freeing up car. Fits 2-1/2" wide Chrysler type leaf springs.



Adjustable Panhard Bar

Mounting Bracket ALL60185

Bracket welds onto the rear of a 3" steel axle tube to mount a Panhard bar behind the axle housing. A machined 6" slot with a sliding retainer nut makes it possible to change roll center by adjusting Panhard bar angle with only one wrench. Bracket includes a 3" x 3/4"-10 bolt, two 5/16" wide spacers and a flat washer.



Panhard Bar/Third Link Brackets

Brackets have a built-in arch for adjustment of the Panhard bar or third link angle without changing the length of the arm. Brackets are 1/8" thick. Sold as a pair.

ALL60162 6-Hole Brackets With 1/2" Holes

ALL60163 6-Hole Brackets With 5/8" Holes

ALL60165 6-Hole Brackets With 3/4" Holes

ALL60167 5-Hole Brackets With 3/4" Holes



ALL60162
ALL60163
ALL60165



Weld-On Panhard Bar Bracket

ALL60168

Bracket is made from 1/4" steel and has six 3/4" mount holes for Panhard bar. Measures 8-1/2" tall by 2" wide.



Track Bar Locator Brackets

Track bar locator brackets are an ideal bolt-on mounting point for rod ends commonly found on Panhard bars, track bars or rear axle housing track locators. For use with 1/2" diameter rod ends. Available with a 5/8" or 3/4" bracket mounting hole.

ALL60079 5/8" Hole, 1" Gap

ALL60089 3/4" Hole, 1-3/16" Gap

NEW!



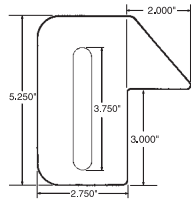
ALL60079

Trailing Arm Brackets

Steel brackets can be used as front mount for leaf spring or trailing arm. Assorted styles are available. Sold each.

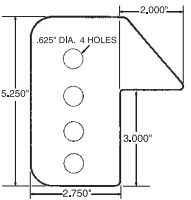
ALL60043

5/8" slot, 3/16" thick, 3-3/4" long.



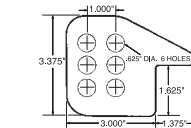
ALL60044

3/4" slot, 3/16" thick, 3-3/4" long.



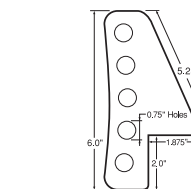
ALL60045

5/8" holes, 1/8" thick.



ALL60046

5/8" holes, 3/16" thick.



ALL60048

3/4" holes, 1/8" thick.

5/8" Rod End Reducer Spacers

Reducer spacers fit into 5/8" rod ends, reducing the hole size for 1/2" hardware while also spacing the rod end away from chassis brackets. Standard spacers are 3/4" O.D. and flanged spacers have 1" O.D. flanges to help support rod end. Size referenced indicates the amount of space between rod end pivot ball and chassis bracket. Package of 2.

Standard Spacers

ALL18615 Aluminum, 1/2"

ALL18617 Aluminum, 1"

Flanged Spacers

ALL18611 Aluminum, 1/4"

ALL18613 Aluminum, 1/2"

ALL18610 Steel, 1/4"

ALL18612 Steel, 1/2"



ALL18615

ALL18612

Tapered Spacers

Length	Steel	Aluminum
1/2" I.D.		
1/4"	ALL18570	ALL18590
3/8"	ALL18571	—
1/2"	ALL18572	ALL18592
3/4"	ALL18574	ALL18594
1"	ALL18576	ALL18596

Length	Steel	Aluminum
5/8" I.D.		
1/4"	ALL18580	ALL18597
1/2"	ALL18582	ALL18598
3/4"	ALL18584	ALL18599
1"	ALL18586	—

3/4" I.D.		
1/2"	ALL18587	—
3/4"	ALL18588	—
1"	ALL18589	—



Trailing Arm Bracket ALL60042

Weld-on bracket has a curved 3/4" slot so rear end remains square as the trailing arm is raised or lowered. Notched for 2" x 3" square tubing. 1/4" thick.

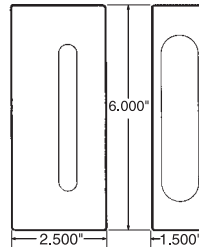


Slider Boxes

Slider boxes weld to the chassis and provide an adjustable mount for trailing arms, Panhard bars and upper links. Boxes are constructed of .120" wall material and are 1-1/2" wide x 2-1/2" deep x 6" tall with a 4" slot that provides 3" of adjustment.

ALL60186 4" x 1/2" Slot

ALL60188 4" x 3/4" Slot



Slider Box Quick Adjust Kit

ALL60198

Weld-on kit adds an adjustable feature to standard 3/4" slider boxes. Slider boxes commonly used for trailing arms, Panhard bars and upper links can now be quickly adjusted with a wrench, socket or possibly a remote adjuster. 3/4"-16 threaded adjuster block features a reference indicator.



Slider Box T-Nuts

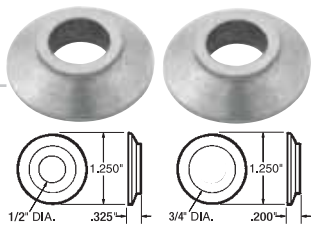
T-nuts have slot built in to keep them from turning. No second wrench is needed to tighten or loosen. Use with ALL60186 and ALL60188 slider box. Sold each.



- ALL60194 1/2"-13 (Coarse Thread)
- ALL60195 1/2"-20 (Fine Thread)
- ALL60196 5/8"-11 (Coarse Thread)
- ALL60197 5/8"-18 (Fine Thread)
- ALL60192 3/4"-10 (Coarse Thread)
- ALL60193 3/4"-16 (Fine Thread)

Slider Box Rod End Spacers

Spacers are machined to work with ALL60186 and ALL60188 slider boxes fitting between bracket and rod end to properly space rod end and prevent binding. May also be used as standard rod end spacers.



- ALL60187 Spacers For 1/2" Slider Box, 2-Pack
- ALL60187-10 Spacers For 1/2" Slider Box, 10-Pack
- ALL60189 Spacers For 3/4" Slider Box, 2-Pack
- ALL60189-10 Spacers For 3/4" Slider Box, 10-Pack

GM Metric Chassis Trailing Arms


New, stamped steel, C-channel arms are strong and sturdy. Improve handling of the rear suspension on 1978-88 GM metric chassis by replacing twisted or worn out trailing arms. Sold each.



- ALL57820 Upper, 2.6 Lbs.
- ALL57822 Lower, 3.6 Lbs.

Adjustable GM Metric Chassis Trailing Arms

Adjustable steel 1978-88 G-body metric upper and lower rear end trailing arms are complete with left and right 3/4" rod ends, step spacers reducing to a 1/2" hole and cut to fit stock GM type mounts. Upper arm aids in adjusting pinion angle and centering rear end. Lower arm will adjust wheel base.



- ALL57824 Upper
- ALL57826 Lower

Replacement Parts

- ALL99320 Clevis End For ALL57824
- ALL99321 Rod End Bushings, 2-Pack



Universal Trailing Arm Brackets

Brackets have three 1/2" mounting holes spaced 1-1/4" apart and may be welded to 3" axle tubes to provide three trailing arm mount locations.



ALL60058 is made of 3/16" steel and welds to the top of the rear end housing, providing a point of attachment for upper trailing arms.

- ALL60050 Lower Bracket
- ALL60051 Shock Bracket For Lower
- ALL60058 Upper Bracket

90/10 Shock Brackets

ALL60026

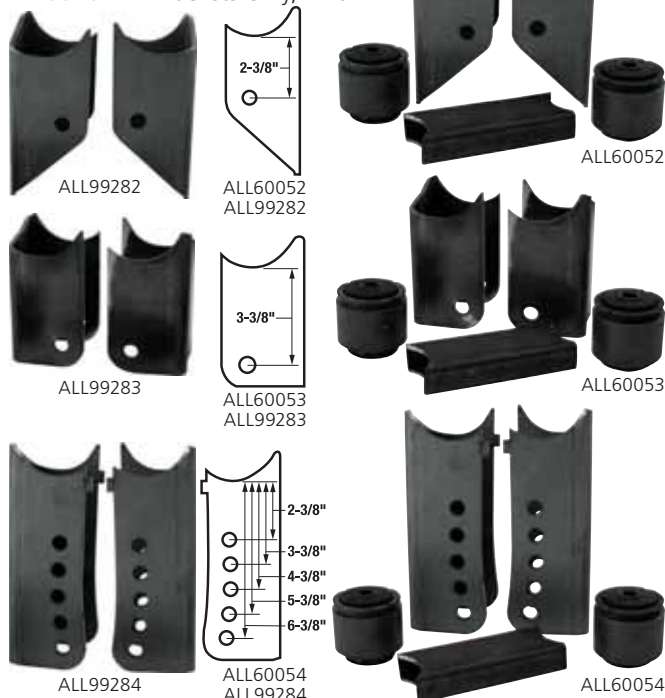
Brackets weld to the chassis to mount a shock between the chassis and the differential to control "unloading" during deceleration of hard braking. 1/8" thick steel brackets fit 1-1/2" dia. tubing and have four 1/2" holes, spaced 1" apart. 1-pair.



GM Metric Chassis Trailing Arm Bracket Kits

Kits include rear upper and lower control arm mounts. Upper mount must be cut to desired height depending upon where housing is located in the chassis.

- ALL60052 Kit With Single Hole Lower In Stock Location
- ALL99282 Brackets Only, 1-Pair
- ALL60053 Kit With Single Hole Lower, Lowered To Increase Traction
- ALL99283 Brackets Only, 1-Pair
- ALL60054 Kit With Multi-Hole Lower
- ALL99284 Brackets Only, 1-Pair



Upper Link Chassis Brackets

Weld-on brackets have curved 3/4" slots to maintain pinion angle as the 3rd link is raised or lowered. Both brackets are notched for 1-3/4" round tubing and are 3/16" thick.



ALL60065..... Short
ALL60066..... Long

Ford 9" Upper Link Brackets




Ford 9" housing brackets provide a mounting point for upper link. Weld-on brackets fit standard steel Ford housings.

ALL60160 1" Diameter Holes, Sold In Pairs
ALL60161 1" Diameter Holes, One Required
ALL60166 3/4" Diameter Holes, Set Of 2

Ford 9" Upper Link Brackets

ALL60157

Brackets are designed to weld to most Ford 9" style center sections. Steel brackets are 3/16" thick and provide multiple mounting locations for 90/10 shock, upper link, third link or pull bar. Sold as a set.



Half Clamp Brackets

Unique brackets are a must when clamping completely around tubing isn't possible. Bracket clamps just over halfway around tubing and tightens to create a secure mount for many accessories. 3" bracket can clamp to rear end axle tubes to neatly secure braided lines. Brackets have 3/8" mounting holes.

ALL10464 1-1/4"
ALL10466 1-1/2"
ALL10468 1-3/4"
ALL10470 3"



Round Tank Brackets (Bottle Mounts)

Hinged brackets are uniquely designed to simplify tank installation and removal. Offered in a wide variety of sizes to fit many applications including NOS and fire bottles. Brackets feature a flat bottom with 2.5" bolt spacing. Use in conjunction with chassis brackets (ALL14450-14459) to complete your mounting needs.



Size	Polished	Black
2.00"	ALL14408	ALL14409
4.00"	ALL14414	ALL14415
4.25"	ALL14418	ALL14419
4.375"	ALL14422	ALL14423
5.25"	ALL14430	ALL14431



Neck Mount Brackets

Two-piece aluminum bottle mounting brackets are designed for 1.525" diameter necks and accept ALL14450-14459 chassis brackets.

ALL14474 Polished Bracket
ALL14475 Black Bracket



Chassis Brackets (Base Mounts)

2-piece brackets clamp to chassis tubing and accept round tank brackets (ALL14402-14431) to complete your mounting needs. 2.5" bolt spacing.

Size	Polished	Black
1.00"	ALL14450	ALL14451
1.25"	ALL14452	ALL14453
1.50"	ALL14454	ALL14455
1.625"	ALL14456	ALL14457
1.725"	ALL14458	ALL14459



Tube Clamps

2-piece tube clamp bolts to round tubing and provides a removable mount that can be welded to for many uses. Clamps are constructed of 1/8" mild steel that is 2" wide. Includes two 3/8" grade 8 bolts with nyloc nuts.

ALL14480 1"
ALL14481 1-1/4"
ALL14483 1-1/2"
ALL14485 1-3/4"
ALL14486 2"



Accessory Clamps

Aluminum clamps are ideal for mounting small parts. Clamps have 1/4"-20 tapped holes and include two button head Allen screws.

- ALL10455 1"
- ALL10456 1-1/4"
- ALL10457 1-3/8"
- ALL10458 1-1/2"
- ALL10460 1-5/8"
- ALL10459 1-3/4"



ALL10456

Universal Brackets

Universal 1/4" thick aluminum brackets may be drilled, and tapped, to custom mount just about anything.

- ALL10452 1-1/4"
- ALL10453 1-1/2"
- ALL10454 1-3/4"
- ALL10445 Reducer Bushing 1-3/4" to 1-5/8"



ALL10452

Steel Ballast

Steel ballast is pre-painted white for safety. Add weight where it's needed. Available in 10, 20, 25, 30 and 40 pound blocks.

- ALL14212 10 Lb. 2-1/2" x 2-1/2" x 5-5/8"
- ALL14214 20 Lb. 2-1/2" x 2-1/2" x 11-3/8"
- ALL14215 25 Lb. 2" x 4" x 11"
- ALL14218 30 Lb. 2-1/2" x 3-1/2" x 12"
- ALL14220 40 Lb. 2-1/2" x 3-1/2" x 16-1/4"



ALL14215

Ballast

Add weight where it's needed.

- ALL14176 2.5 Lb. 3-1/2" Round x 3/4" Tall
- ALL14177 5 Lb. 3-1/2" Round x 1-3/8" Tall
- ALL14180 25 Lb. 4" x 8" x 2"
- ALL14179 30 Lb. 2-1/2" x 2-1/2" x 12"
- ALL14182 40 Lb. 12" x 3-1/2" x 2-1/2"



ALL14177



ALL14180

Clamp-On 25 Lb. Ballast

ALL14181

Securely add weight where it's needed. Clamp-on design is formed of two halves which bolt together around 1" to 1-3/4" round tubing allowing easy installation and removal. Bolts are included for use on tubing up to 1-5/8". When clamping to 1-3/4" tubing, longer bolts (not included) are required.



Carson Hocevar

Photo: Racing Woody's

Economy Ballast Brackets

Black anodized two-piece aluminum bracket clamps around tubing with 5/16" hex head fasteners and has a 1/2"-13 tapped hole on each side. Mounting stud and nut sold separately.

- ALL14192 1" O.D. Round Tubing
- ALL14193 1-1/4" O.D. Round Tubing
- ALL14194 1-3/8" O.D. Round Tubing
- ALL14195 1-1/2" O.D. Round Tubing
- ALL14196 1-5/8" O.D. Round Tubing
- ALL14197 1-3/4" O.D. Round Tubing



ALL14195

Ballast Brackets

Black anodized two-piece aluminum bracket clamps around tubing with recessed 5/16" socket head fasteners and has a 1/2"-13 tapped hole on each side. Mounting stud and nut sold separately.

- ALL14178 1" O.D. Round Tubing
- ALL14183 1-1/4" O.D. Round Tubing
- ALL14184 1-3/8" O.D. Round Tubing
- ALL14185 1-1/2" O.D. Round Tubing
- ALL14186 1-5/8" O.D. Round Tubing
- ALL14187 1-3/4" O.D. Round Tubing
- ALL14188 2" O.D. Round Tubing
- ALL14189 2" x 2" Square Tubing



ALL14187

Threaded Stud And Lock Nut For Mounting Ballast ALL14190

1/2"-13 x 6" threaded rod is often used with clamp-on ballast brackets when mounting ballast or may be used to bolt ballast directly to frame or chassis. Threaded rod may be cut to desired length and includes a nylon lock nut and flat washer.



Fuel Cell Mounting Bracket ALL60063

Steel bracket is radiused to fit 1-1/2" tubing and has (8) 3/8" holes on 1/2" centers. Bracket is .085" thick and 1-1/2" wide x 4-3/4" tall.



Fuel Cell Mounting Brackets

Steel brackets are .125" thick, 1-3/4" wide and available in three lengths. All have 3/8" holes.

- ALL60060 2" Long
- ALL60061 3" Long
- ALL60062 4-3/4" Long



Fuel Cell Guard

ALL22374

Guard adds protection to the fuel cell and acts as a lifting point for rear of vehicle. Universal kit is constructed of 1-3/4", .095" wall, mild steel tubing. Parts are pre-cut and notched, ready to be welded together. Height is 8-3/4" and mounting width is 42".





Oil Eater Degreaser

The cleaner/degreaser that really works! We can't say enough about this cleaner; it can be used as a pre-wash on greasy clothing, to clean engine components, transmission cases and engine compartments, even strong enough to clean the shop and trailer floors! You won't be disappointed! Cleaner is non-toxic, non-corrosive and biodegradable so it is safe for the environment.

ALL78213 32 oz. Spray Bottle
 ALL78211 1 Gallon Container



Mud-X Cleaner ALL78232

Cleans and shines plastic, polycarbonate, chrome, fiberglass, paint, vinyl and leather and leaves an invisible coating that protects surfaces and repels dirt, dust, fingerprints, smudges and bugs. Spray it on and wipe it off. Excellent anti-fog coating for helmet shields. 14 oz. can.

Ground Shipment Only



Mud-X Concentrate ALL78230

Mix concentrate with up to ten quarts of water to produce a coating that prevents mud, dirt, oil, rubber and exhaust residue from sticking to body panels. Safe for metal, plastic, rubber, and painted surfaces. One quart container.



Plexus Cleaner ALL78200

Plexus cleaner is formulated to clean and protect clear and colored plastics. Unlike conventional waxes, Plexus cleans as it polishes and actually seals the pores of plastic, making small scratches less visible. Dries without streaks or smears. Excellent for polycarbonate windows on race cars. 13 oz. can.

Ground Shipment Only



Pressurized Sprayers

Sprayers are great for applying bulk cleaners, degreasers, solvents, penetrating oils and other lubricants. Sprayer has a capacity of 32 ounces and includes a versatile nozzle adjustable from mist to a fine stream.

ALL10516.....Black
 ALL10518.....Chrome



Novus Plastic Cleaner And Polish

Novus plastic polish will restore the finish of plastics, including polycarbonate windows and windshields. Offered in three formulas.

Cleaner 1 – ALL78201

Gently cleans all plastics without scratching. Leaves a lustrous shine that resists fogging, repels dust, and eliminates static. 8 oz. spray bottle.



Polish 2 – ALL78202

Removes fine scratches, haziness, and abrasions from most plastics. With repeated use, polish 2 will restore faded and discolored plastics. 8 oz. squeeze bottle.



Polish 3 – ALL78203

Removes heavy scratches and abrasions from most acrylic surfaces. Requires both #1 and #2 polishes for final finishing. 8 oz. squeeze bottle.



Pre-Race Dirt Solution ALL78234

Spray directly on the body and underside of your car before entering the racetrack. Helps prevent dirt, oil and rubber from sticking to the frame and body panels. Use direct without water. Half gallon container.



Dirt Tire Soap ALL78236

Clean your tires like the Pro's! Simply mix with water and spray on your tires before washing them and the mud almost falls off. One gallon container.



Dial-In Window Marker ALL78205

Easy on, easy off white marker works well on glass and plastic. 3 oz. bottle has a built-in felt applicator.



Jared Spalding

Photo: Mike Campbell

Competitive Edge Tire Conditioner **ALL78105**

Chemically treats and softens race tires to increase traction without making tires greasy. Apply race day or night before on new or old tires, can be used on the inside or outside. One gallon container treats 4 to 6 tires.

Ground Shipment Only



Fast Track **ALL78103**

Chemically treats and softens race tires to increase traction. Great for qualifying, Fast Track works on asphalt and dirt tires. One gallon treats four tires. Best on Hoosiers, very detectable, will make tires very soft. One gallon container.

Ground Shipment Only



Hot Lap Tire Softener

Increase tire life by 20% over other softeners and reduce lap times by 2-3 tenths. Hot Lap relies on a special formula and will provide instant results. Formulated to pass tire "sniffer" tests.

ALL78101 One Gallon Hot Lap, Quick For 200 Laps
ALL78107 One Pint Hot Lap

Ground Shipment Only



Track Claw Tire Strengthenener

Strengthens the rubber and will work on all tires. Undetectable. Reduces lap times 0.2 to 0.3 seconds. One gallon container.

ALL78110 180°-220°F Tire Temps
ALL78111 Up To 150°F Tire Temps

Ground Shipment Only



Tire Perforator Tool **ALL10550**

Tire tool perforates tire surface for better traction. Steel roller is 2" wide with a series of 1/4" tall, straight pin rows. 5" wood handle. Use caution when handling and storing tool, pins are needle sharp.



David Mielke

Photo: John Berglund

Allstar Apron **ALL99962**

Black cloth apron has pockets to keep tools close at hand. Reverse apron to place pockets on the inside when grinding tires. Adjustable strap allows one size to fit all.



Tire Prep Stand **ALL10555**

Steel tire prep stand is a must when grooving, siping, grinding or even cleaning tires. Bolts together, and the pivoting head eases initial tire mount. A locking T-handle secures the head assembly. Can be used with 5x5 or Wide 5 wheels.



Tire Prep Mount **ALL10561**

Manual steel tire prep mount eases grooving, siping, grinding or even cleaning tires. Special one-way bearings prevent "roll back" when grooving or siping. Bolt to a wall stud or other solid surface. Can be used with 5x5 or Wide 5 wheels. ALL10562 wall swivel (sold separately) allows use at various angles.



ALL10562

Related Product

ALL10562 Swivel Wall Mount Bracket

High Pressure Grease **ALL78246**

Originally used throughout the tool and die industry, this lube provides superior durability and wear protection taking the place of anti-seize in many applications. Recommended for spline to contact, threaded adjusters and engine fasteners. 4 oz. tube.



Timken Wheel Bearing Grease



ALL78240 14 oz. Cartridge Standard
ALL78241 16 oz. Tub Standard
ALL78242 14 oz. Cartridge High Temp. Synthetic
ALL78243 4 oz. Tube Performance Racing Grease



Castrol SRF Brake Fluid ALL78115

Castrol SRF brake fluid has a wet boiling point of 518°F (270°C) which exceeds DOT 3 and 4 standards. Do not mix this product with other brake fluids, as this will reduce the benefits of Castrol SRF. 1 liter bottle (33.8 oz.)



AP Radi-CAL R2 (Super 600) Hi-Temp Racing Brake Fluid ALL78108

Designed for extreme, high temperature racing conditions with a dry boiling point of 594°F and a wet boiling point of 383°F. Conforms to DOT 4 specifications. Sold in 16.9 oz. bottle.



AP Radi-CAL R3 (AP PRF) Brake Fluid ALL78116

Developed for extreme, high temperature racing conditions with a typical dry boiling point of 617°F and a wet boiling point of 383°F. Conforms to DOT 4 specifications. Sold in 16.9 oz. bottle.



Motul 600 Brake Fluid ALL78117

100% synthetic brake fluid has an extremely high boiling point helping to prevent vapor lock and brake fade during hard use. Motul 600 exceeds DOT 3 and DOT 4 specifications. Dry boiling point 594°F, wet boiling point 421°F. Sold in 16.9 oz. bottle.



Motul 660 Brake Fluid ALL78118

100% synthetic brake fluid is specifically designed to resist extreme temperature generated by racing carbon and ceramic brakes. Motul 660 exceeds DOT 3, DOT 4 and DOT 5.1 specifications. Dry boiling point 617°F, wet boiling point 401°F. Sold in 16.9 oz. bottle.



Chris Madden

Photo: Jim DenHamer

Brake Bleeder Bottles

Contain the mess of bleeding brakes by capturing fluid in this 16oz. bottle with a 12" long hose which attaches to most bleeder screws. The removable cap has a built-in fitting to secure the hose during storage to help prevent spills. Choose from a steel lanyard retainer that suspends the bottle from a chassis or suspension component or a magnet retainer to secure the bottle to a steel object such as a brake drum or rotor during bleeding. ALL11017 has a magnet retainer and a one way check valve built-in for one person brake bleeding.



- ALL11019 Bottle With Lanyard
- ALL11018 Bottle With Magnet
- ALL11017 Bottle With Magnet And Check Valve

Nitrile Gloves

Nitrile gloves protect against dirt and grime and help prevent oil and harsh chemicals from contacting the skin. Gloves are latex and powder free to keep from irritating skin. General purpose gloves are great for light duty uses that are not exposed to chemicals. Chemical resistant gloves work well for general purpose as well as jobs that involve oil, fuel, brake fluid and most cleaning chemicals such as brake and carb cleaners. Package of 100.

General Purpose (Blue)

- ALL12020 Medium
- ALL12021 Large
- ALL12022 X-Large




Chemical Resistant (Black)

- ALL12024 Medium
- ALL12025 Large
- ALL12026 X-Large
- ALL12027 XX-Large



Absorbent Mats

A must for the work shop and trailer. These handy absorbent mats have bonded layers allowing fluid to spread quickly through material.



15" x 60" Rolls (Perforated Every 10")

- ALL12030 Universal For All Fluid Types (Oil, Coolant, Water)
- ALL12031 Oil Only

100-Pack (15" x 10" Individual Sheets)

- ALL12032 Universal For All Fluid Types (Oil, Coolant, Water)
- ALL12033 Oil Only

Cleaning Wipes

Disposable wipes are great for cleaning hands when washing is not an option. Perfect for use after fueling vehicles, making roadside repairs or even as a pre-clean to remove stubborn grease. Durable textured wipes are pre-moistened, citrus scented and enriched with aloe and vitamin E to deep clean and promote soft skin. Resealable package prevents product from drying out.



ALL12016..... 30 Ct. Pop-Up Dispenser
 ALL12017..... 60 Ct. Pop-Up Dispenser

Scott Rags ALL12005

Multi-purpose cloth-like disposable towels are perfect for shop and trailer. 10" x 14" towels are packaged in a 200 ct. box with pop-up dispenser. Mount to shop or trailer wall with ALL12220 or ALL12240 holders.



Shop Towels ALL12006

Shop towels are much heavier than standard paper towels and work great for numerous tasks around the shop or track. Rolls contain 60 individually perforated 11" x 9-1/2" disposable sheets.



Towels

Soft, absorbent terry cloth towels can be used for polishing, wiping up spills or general detailing. Shop towels belong with every tool box as well as in the shop, garage or trailer.



ALL12010..... Red Shop Towels, 25-Pack
 ALL12011..... White Shop Towels, 25-Pack
 ALL12012..... White Terry Towels, 12-Pack

Microfiber Towels ALL12008

12" x 12" terry microfiber towels are great for polishing, cleaning and many other uses around the shop or when detailing a vehicle. Different color towels keep jobs separated and help eliminate cross contamination between various polishes or cleaners. Package of 3.



Fogging Oil ALL78220

Spray aerosol lubricant (with special additives) into the intake and spark plug holes to coat and lubricate the cylinders, valves and valve seats. Prevents horsepower-robbing corrosion and eliminates scuffing at start-up after periods of storage. May be used in all 2- or 4-cycle, carbureted or fuel injected gasoline engines in cars, trucks, motorhomes, ATV's, etc. Sold in a 12 oz. can.



Ground Shipment Only

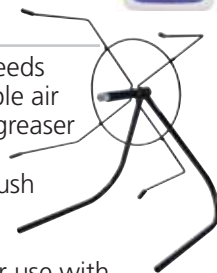
Air Filter Cleaner ALL78222

Spray solution directly onto dirty air filter. Allow a brief time to soak, 5-10 minutes then rinse clean with water. For use with Allstar washable air filter elements. Plastic 24 oz. bottle.



Filter Cleaning Station ALL26009

Filter cleaning station simplifies and speeds up the process of servicing 14" washable air filters. Spray air filter with a cleaner/degreaser as recommended by filter manufacturer, allow a brief time to soak then flush clean with a garden hose. Allow filter to dry completely then apply an even application of filter oil, if applicable. For use with washable filter elements only.



Fuel Fragrances

Fuel fragrances can be added to most types of fuels including methanol, nitromethane, gasoline and also may be used in 2-cycle mixtures. Available in many scents in a resealable 4 oz. bottle – enough to treat 30-55 gallons of alcohol or 20 gallons of gasoline. Mixes clear with fuel.



Ground Shipment Only

- | | |
|----------------------------|-------------------------------|
| ALL78123 Cinnamon | ALL78132 Cotton Candy |
| ALL78124 Cherry | ALL78133 Raspberry |
| ALL78125 Blueberry | ALL78134 Tangerine |
| ALL78126 Grape | ALL78135 Reefer Madness |
| ALL78127 Banana | ALL78136 Vanilla |
| ALL78128 Fruit Punch | ALL78137 Green Apple |
| ALL78129 Pina Colada | ALL78138 Strawberry |
| ALL78130 Root Beer | ALL78139 Watermelon |
| ALL78131 Bubble Gum | |

Upper Lube Fuel Additive

Upper Lube is a high temperature cylinder lube that protects and extends engine life. Added directly to the fuel, Upper Lube reduces fuel wash down, chalky residue and corrosion, while lubricating cylinders, valves, guides, and fuel system components. It mixes completely, won't separate from fuel, leaves no varnish residue and does not contain a flame agent. One 16 oz. bottle treats 55 gallons of alcohol, 150 gallons of gasoline, or 110 gallons of ethanol.



Ground Shipment Only

- ALL78100 Upper Lube
 ALL78120 Upper Lube With Cherry Fragrance
 ALL78122 Upper Lube With Grape Fragrance

Aluminum Tank Radiators

Excellent quality at an affordable price. Filler necks are machined, not stamped, and tanks are furnace brazed, not epoxied, eliminating two prime sources of leakage. The lightweight 1" tubes, arranged in two rows, offer outstanding cooling in race cars, off-road vehicles and street machines.

Single Pass

1-1/2" inlets and 1-3/4" outlets have beaded hose fittings.

	Core WxH	Overall
GM		
ALL30010	17" x 18"	22" x 19"
ALL30011	19" x 18"	24" x 19"
ALL30012	21" x 18"	26" x 19"
ALL30014	23" x 18"	28" x 19"
ALL30016	26" x 18"	31" x 19"
ALL30042	23" x 15"	28" x 16"
Ford		
ALL30020	17" x 18"	22" x 19"
ALL30021	19" x 18"	24" x 19"
ALL30022	21" x 18"	26" x 19"
ALL30024	23" x 18"	28" x 19"
ALL30026	26" x 18"	31" x 19"
ALL30043	23" x 15"	28" x 16"



ALL30012



ALL30022

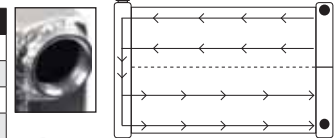


ALL30035

Dual Pass

Dual pass radiators circulate coolant across the top half of the radiator, then back across the bottom half, allowing up to twice the heat dissipation. 1-3/4" outlet. The universal inlet design accepts 1-1/2" standard hose, 1-3/4" hose, -16 or -20AN fittings (sold separately).

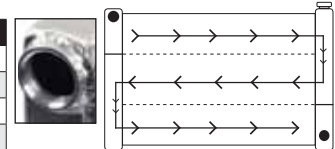
	Core WxH	Overall
ALL30033	19" x 18"	24" x 19"
ALL30035	21" x 18"	26" x 19"
ALL30036	23" x 18"	28" x 19"
ALL30037	26" x 18"	31" x 19"



Triple Pass

Triple pass radiators circulate coolant across the top portion of the radiator, back across the mid-section and through the bottom allowing maximum heat dissipation. Standard 1-3/4" outlet and a universal inlet designed to accept 1-1/2" standard hose, 1-3/4" hose, -16 or -20AN fittings (sold separately).

	Core WxH	Overall
ALL30045	19" x 18"	24" x 19"
ALL30046	21" x 18"	26" x 19"
ALL30047	23" x 18"	28" x 19"
ALL30048	26" x 18"	31" x 19"



Plastic Tank Radiators

Uniquely designed plastic tank radiators with aluminum core offer over a 22% gross weight savings to comparable aluminum tank radiators when filled with coolant. These performance radiators also provide 6% better cooling than aluminum tank radiators. Tanks are fastened to the core with multi-clamps and an o-ring gasket, a process similar in design to many of today's high performance late model muscle cars. Corrosion resistant tanks have molded in 1-1/2" inlet and 1-3/4" beaded hose outlets. Widths are overall including tanks.

- **Lightweight Design**
- **22% Weight Savings**
- **6% Better Cooling**
- **Corrosion Resistant**

Single Pass

	Core WxH	Overall
GM		
ALL30050	17" x 18"	22" x 19"
ALL30051	19" x 18"	24" x 19"
ALL30052	21" x 18"	26" x 19"
ALL30053	23" x 18"	28" x 19"
ALL30054	26" x 18"	31" x 19"
Ford		
ALL30320	17" x 18"	22" x 19"
ALL30321	19" x 18"	24" x 19"
ALL30322	21" x 18"	26" x 19"
ALL30324	23" x 18"	28" x 19"
ALL30326	26" x 18"	31" x 19"



ALL30052



ALL30322

Dual Pass

GM	Core WxH	Overall
ALL30056	19" x 18"	24" x 19"
ALL30057	21" x 18"	26" x 19"
ALL30058	23" x 18"	28" x 19"
ALL30059	26" x 18"	31" x 19"



TECH TIP

Radiators with plastic tanks are designed to use radiator caps rated at 22 lbs. or less.

Radiators with aluminum tanks are designed to use radiator caps rated at 25 lbs. or less.

Radiator Inlet Fittings

- ALL30038..... 1-1/2" Hose Fitting
 - ALL30041..... 1-3/4" Hose Fitting*
 - ALL30039..... -16AN Fitting
 - ALL30040..... -20AN Fitting
- *Use with lower radiator hose



ALL30038 ALL30041



ALL30039 ALL30040

Sprint Radiator **ALL30028**

Aluminum radiator with furnace brazed tanks provides superior cooling in sprint applications. Features machined filler neck, 1-1/2" RH bottom outlet and (4) female top outlet ports for use with -10AN O-ring fittings. Radiator uses a smaller diameter cap (not included) such as ALL30124 or ALL30125. 20" wide x 22" tall x 2" wide. 9.7 lbs.



Sprint Cross Flow Radiator (Chassis Mount)

ALL30030

Aluminum radiator with a unique black thermal coating provides superior cooling! Built-in mounting brackets enable the radiator to be quick-turn fastened directly to frame tabs. Radiator with -10AN O-ring inlets and 1-1/2" outlet is 20-1/2" wide x 18-1/2" tall (including outlet neck) x 2-3/8" thick core. Recommended radiator cap is ALL30126 (28-32 lbs.) sold separately. Approximate weight, 8.5 Lbs.



Wall Mount

Radiator Holder Kit **ALL12216**

Brackets fasten to trailer wall and hold radiator safely in place during transport to avoid damage. Kit includes two 29" long aluminum brackets with adjustment holes at 2" increments and arms to fit radiator cores up to 2-1/4" wide. Adjustable arms are slotted for quick adjustment with included thumbscrew knobs to fit a variety of radiator heights.



Radiator Tank Heating Pad **ALL76420**

Fasten pad directly to the side of radiator tank to help add heat to your engine on cool nights. 2" x 15" high temperature silicone heating pad externally pre-heats coolant in the radiator and reduces overall warm up time.

Note: Additional pads are located in the Engine section for oil pan and oil tank applications to add additional heat to the engine before start-up.



Donny Schatz

Photo: John Berglund

Direct Fit Radiators

Aluminum direct fit radiators provide increased cooling over original copper radiator. Designed for performance vehicles, features include machined billet aluminum filler necks, fully welded construction and two rows of large 1" tubes properly spaced for maximum airflow and cooling on the street even at lower speeds. Built-in automatic transmission coolers. O.E. fan shrouds may require modification for installation.



- ALL30300..... **1967-69 GM F-Body (Camaro and Firebird)**
PS Outlet, DS Inlet, 31"W x 19-1/2"H overall, 23"W x 18"H core
- ALL30301..... **1970-81 GM F-Body (Camaro and Firebird)**
PS Outlet, DS Inlet, 26"W x 19-1/2"H overall, 20-1/2"W x 18"H core
- ALL30302..... **1982-92 GM F-Body (Camaro and Firebird)**
PS Outlet, DS Inlet, 30"W x 19-1/2"H overall, 24-1/2"W x 18"H core
- ALL30304..... **1968-77 GM A-Body (Chevelle, Cutlass, LeMans)**
PS Outlet, DS Inlet, 34"W x 19-1/2"H overall, 28-1/2"W x 18"H core
- ALL30306..... **1966-80 Mopar** DS Outlet, PS Inlet, 29"W x 19-1/2"H overall, 22-1/2"W x 18"H core
- ALL30308..... **1964-66 Mustang** PS Outlet, PS Inlet, 19-3/4"W x 21"H overall, 18"W x 16"H core
- ALL30310..... **1979-93 Mustang** DS Outlet, PS Inlet, 29-3/4"W x 19-1/2"H overall, 24-1/2"W x 18"H core

1955-56 Chevy Aluminum Radiator

ALL30005

A direct replacement for all 1955-56 Chevy passenger cars with six cylinder engines, also ideal for 1955-57 Chevy V8's with long style water pumps. Radiator has mounting brackets that position it in front of the core support bar, two rows of 1" tubes, furnace brazed tanks, a machined billet filler neck with over flow fitting, drain petcock, 1/2"NPT bung for additional temperature sender/switch and mounting clips. The built-in automatic transmission cooler has 1/4"NPT fittings. 23-1/4"H x 23-1/4"W. Core width is 22".



1957 Chevy Aluminum Radiator

ALL30007

A direct replacement for all 1957 Chevy passenger cars with six cylinder engines, also ideal for V8's with long style water pumps that require additional space between engine and radiator. Radiator features mounting brackets that position the radiator in front of the core support bar, two rows of 1" tubes, furnace brazed tanks, a machined billet filler neck with over flow fitting, drain petcock, 1/2"NPT bung for additional water temperature sender/switch and mounting clips. The built-in automatic transmission cooler has 1/4"NPT fittings. 23-1/4"H x 23-1/4"W. Core width is 22".



1955-57 Chevy Aluminum Radiator


ALL30006

A direct replacement radiator for all 1955-57 Chevy passenger cars with a V8 engine using a short style water pump. Radiator has mounting brackets that position it behind the core support bar, two rows of 1" tubes, furnace brazed tanks, a machined billet filler neck with overflow fitting, drain petcock, 1/2" NPT bung for additional temperature sender/switch and mounting clips. The built-in automatic transmission cooler has 1/4" NPT fittings. 23" H x 24-1/2" W. Core width is 22".



Universal Radiator Mount Kits

Kits mount universal style radiators to factory radiator core supports. Aluminum side supports fasten around tanks to cradle radiator and brackets can be drilled for a variety of mounting options. Side supports require notching to clear GM and Ford lower outlet fitting. Kits are available for radiators with tapered bottom tanks or square bottom tanks.



- ALL30155 Kit For Allstar aluminum tank, Most Griffin And Other Radiators With Tapered Bottom Tanks
- ALL30156 Kit For Allstar plastic tank, AFCO, Howe, Northern And Other Radiators With Square Bottom Tanks

Upper Radiator Support Bracket

ALL30120


Universal upper support bracket is preformed to fit over the top of most radiator cores (up to 2-1/2" thick) to keep radiator secured in saddle style lower mounts. Steel bracket is .085" thick and has a 3/16" hole for riveting or bolting in place.



Upper Mount Kit For Aluminum Tank Radiators

ALL30121

Channel rests on top of the core and two flat aluminum straps may be bolted or welded to the channel. Hook the steel springs into provided hole and connect to a lower chassis location. Kit includes channel (2" x 21.5"), two straps (1" x 11.5") and two 17" springs. Fit Allstar aluminum tank radiators.




Replacement Parts

- ALL30122 Spring
- ALL30123 Channel

Upper Mount Kit For Plastic Tank Radiators ALL30152

Channel rests on top of the core and two flat aluminum straps may be bolted or welded to the channel. Hook the steel springs into provided hole and connect to a lower chassis location. Kit includes channel (1-1/2" x 21-1/2"), two straps (1" x 11-1/2") and two 17" springs.



Replacement Parts

- ALL30122 Spring
- ALL30153 Channel

Radiator Tie Down Rods

Aluminum tie down rods are often used with an upper radiator support to keep radiator in place. Rods have 3/8"-24 RH and LH threads. Often used with a rod end on one or both ends.

- ALL54115 20"
- ALL54116 24"
- ALL54117 30"




Radiator Shaker Screen ALL30160

Commonly used on dirt late models, universal shaker screen is mounted in front of the radiator on most dirt cars. Unit includes black powder coated aluminum frame, screen, 1/2" x 32" cross rod, springs and retaining clips. Frame dimensions are 17" tall and 25" wide.



Radiator Honeycomb

Honeycomb screen mounts to front of radiator to protect from rocks and debris. Secure directly to radiator using ALL30085 mounting kit, sold separately. 19" x 26".



Universal Mounting Kit ALL30085

Mounting kits are commonly used to mount electric fans, oil coolers, transmission coolers or honeycomb screen directly to a radiator. Kits include four 8" nylon mounting bolts with washers, rubber spacer blocks and retaining nuts. Bolts are pressed through the fins of the radiator to mount accessory.



Sprint Car Radiator Rock Screen ALL30163

Aluminum rock screen helps to protect radiators from heavy rocks and mud. Mounting tabs are integrated into the frame for quick and easy installation to the front air box. Measures 20-1/2" wide x 12" tall and weighs just under 1 lb. Quick turn springs are included.





Blower Fan ALL30002

Compact, plastic blower moves up to 300 CFM of air. The quiet electric blower has three speeds and can be adjusted to move cooling air wherever it's needed, up to 30 ft. away. Weighs just 8 lbs. with two built-in receptacles and a 12' long power cord. Optional heater accessory (sold separately) attaches to front of blower and plugs into one of the receptacles to transform blower into a heater.



Blower Fan Heater Accessory

ALL30003 5300 BTU, 115V AC 1400 Watts, Heater With Blower Unit
Draws 11.7 Amps, Use With ALL30002 Only, Weight 3 Lbs.



Blower Fan Cool Box ALL30001

Help cool down engine between practice sessions or races. Outside plenum works with Allstar's ALL30002 blower fan creating a forced air cooling system which is designed to fit the grill opening of most template body noses. Plenum suspends by straps that attach to the hood pins allowing the car to be raised for adjustments or maintenance. Assembly required and may need slight trimming due to blower fan variances.



Overflow Tanks ALL36112

Aluminum tank has a 3/8" NPT bung on the side and a 1/2" NPT bung on the bottom that includes fitting and petcock. 1 quart capacity tank can be used in many forms of competition and is mandated by most sanctioning bodies to prevent coolant from spilling on the racing surface.



Overflow Tanks With Filler Neck

One quart aluminum tank is for cars with the manifold filler neck higher than the radiator top tank. Tank can be easily mounted as the highest point of the cooling system. Features include a heavy duty aluminum neck with an 1/8" NPT port for an overflow fitting, a 1/2" NPT bung on bottom, for a supply, and a 1/4" NPT fitting on the ALL36116 and a 3/8" NPT on the ALL36115 for a return line.
ALL36115 Overflow Tank With Filler And Welded-On Bracket
ALL36116 Overflow Tank With Filler And Separate Bracket



Petcock ALL99030

Replacement petcock for Allstar breather and overflow tanks is also perfect for draining coolant from engines. 1/4" NPT threads.



JAZ Style Overflow Tank Brackets

Billet aluminum brackets mount JAZ overflow tanks to 1-1/2" or 1-3/4" round tubing. Brackets pivot to any angle. Tank mounting holes are 1/4" diameter.
ALL14200 Bracket For 1-1/2" Tubing
ALL14201 Bracket For 1-3/4" Tubing



Stainless Overflow Tanks

Stainless steel tanks capture coolant overflow and recirculates it to the radiator. Machined aluminum cap twists into the filler neck and seals with an O-ring. Inlet/outlet fittings accept 1/4" diameter hose. Unit includes mounting brackets and hardware. Measurements are of tank body; add 2" for overall length.
ALL36150 2" x 13"
ALL36151 2" x 15"



Overflow Nozzles

Aluminum nozzle acts as a signal to the driver indicating a possible overheating condition as the cooling system pushes out water. Nozzle with threaded body, mounts in a body panel outside the drivers compartment and is available with a 1/4" barb or a -4AN male fitting.
ALL30178 Nozzle With 1/4" Barb Fitting
ALL30179 Nozzle With -4AN Male Fitting



Radiator Overflow Fitting ALL99312

Commonly used fitting threads into the filler neck on most radiators allowing connection to an over flow tank. Aluminum fitting has 1/8" NPT threads and accepts a 5/16" hose.



Overflow Hose

Overflow hose, also referred to as fuel line is reinforced to help prevent kinking and is rated up to 50PSI. Size indicated is I.D. of hose.



Hose I.D.	3 Ft. Length	25 Ft. Length
1/4"	ALL40350	ALL40351
5/16"	ALL40353	ALL40354
3/8"	ALL40356	ALL40357

Water Pressure Warning Kit ALL80250

Warning kit senses pressure in the cooling system and alerts driver of a problem when coolant pressure drops below 4PSI. In the event of coolant loss (i.e. blown radiator hose), the temperature gauge probe is no longer surrounded by coolant which senses the engine temperature, this will lead to a false temperature gauge reading and major engine damage.



Temperature Gauge Probe Adapters

Aluminum adapters are a nice upgrade from brass adapters and feature a longer length for use in shallow applications when the mechanical temperature gauge probe may contact the inside of a cylinder head or intake manifold. Extra length of fitting will still allow end of probe to protrude into the coolant for accurate readings.
ALL50203 3/8" NPT
ALL50204 1/2" NPT



Radiator Caps

Higher cooling system pressure raises the boiling point of coolant to reduce the risk of overheating. Standard size caps fit 2-1/8" O.D. x 3/4" deep necks unless otherwise noted. Recovery system caps allow coolant to exit the cooling system into an overflow or recovery bottle as coolant heats and expands. As the system cools, recovery system caps will draw coolant back in to keep the cooling system full. Non-recovery system caps allow coolant to exit the system, but do not draw coolant back into the system.



ALL30129



ALL30136



ALL30128

Part No.	Description	Pressure
*Non-Recovery Radiator Caps		
ALL30134	Stant Round	18-22 PSI
ALL30135	Stant Round	21-25 PS
ALL30128	Stant Round	28-32 PSI
*Recovery System Radiator Caps		
ALL30132	Stant Round	16 PSI
ALL30133	Stant Round With Lever	16 PSI
ALL30130	Stant Round With Lever	18-22 PSI
ALL30137	Stant Octagon	21-25 PSI
ALL30131	Stant Round With Lever	21-25 PSI
ALL30136	Round	22-24 PSI
ALL30129	Round	29-31 PSI
ALL30138	Stant Octagon	38-42 PSI
*Small Diameter Recovery System Radiator Caps		
ALL30124	Stant Round Small Dia. (32mm I.D., 16mm deep)	16 PSI
ALL30125	Stant Round Small Dia. (32mm I.D., 16mm deep)	19-21 PSI
ALL30126	Stant Round Small Dia. (32mm I.D., 16mm deep)	28-32 PSI

*Warning: High pressure radiator caps are made for use on race vehicles only. Do not use these caps on passenger vehicle cars with stock type radiators. It is recommended to pressure test the complete cooling system to the maximum level of pressure indicated on the cap. Failure to test cooling system to the proper pressure prior to installing the cap may result in damage to the cooling system or bodily injury.

Billet Aluminum Radiator Cap

ALL30139

Polished billet aluminum cover is permanently pressed onto a 16 lb. recovery style radiator cap for enhanced appearance within any engine compartment. Cap is a suitable choice for most street driven vehicles.



Radiator Fin Tool Kit

ALL10680

Hand held tool straightens and repairs damaged fins in most radiators, coolers, and air conditioning condensers. Repairing damaged fins provides better airflow through core increasing cooling ability. Six interchangeable heads in 13, 15, 16, 17, 18 and 20 fins per inch.



Polished Water Necks

Aluminum water necks fit most Chevrolet V8's. Two-piece design necks swivel 360 degrees to accommodate LH and RH radiator inlets. An O-ring seal and two chrome plated socket head cap screws are included.

- ALL30170 90 Degree Neck
- ALL30173 75 Degree Neck
- ALL30171 45 Degree Neck
- ALL30172* Straight Neck



Related Parts:

ALL99136 Replacement O-Ring

*One-Piece Fixed Neck

SB Ford Chrome Plated Water Neck ALL30174

Cast aluminum 45 degree water neck fits small block Ford. Includes an O-ring for sealing the base flange and two hex head bolts.



Billet Aluminum Swivel Water Necks

Billet aluminum water necks fit most Chevy V8, accept most standard thermostats and swivel a full 360 degree to simplify connection of LH or RH radiator hoses to engine. Black anodized finish helps protect against corrosion. Stainless steel hardware and an o-ring for sealing the base of the water neck to engine are included.



ALL30370 1-1/2"

ALL30372 -16AN

ALL30371 1-3/4"

ALL30373 -20AN

Billet Water Neck Spacer

ALL30375

Billet aluminum spacer fits between intake manifold and water neck providing connection options for temperature senders or additional water lines. 1" tall spacer fits most Chevy V8's. Includes four 1/2" NPT ports with plugs and an O-ring seal on one side eliminating the need for a gasket.



Water Outlet Restrictor Kit

ALL30241

Restrictor replaces the thermostat to control the flow of water through the cooling system. Kit contains three 2-1/8" O.D. aluminum restrictors with 5/8", 3/4" and a 1" center I.D. hole that fit most GM V8 or V6 and SB Ford water outlets.



Aluminum Radiator Hose Restrictor ALL30242

Lower radiator hose restrictor helps keep the water in your radiator longer to improve cooling. Machined aluminum restrictor has a 5/8" I.D. and will fit into most 1-3/4" radiator outlets or radiator hose.



Upper Radiator Hose Kit For Modifieds

ALL30260

Upper hose kit eliminates the concern of the upper hose collapsing and fits a variety of radiator widths. 1-1/2" hose kit includes a 90 degree steel tube and two silicone hoses. Designed for use on UMP/IMCA type modifieds.



TECH TIP

Has your upper hose collapsed due to the internal spring coming loose and ending up in your radiator?

Use a lower hose with the spring molded in as your upper hose. Standard upper hoses are 1-1/5" diameter and are not offered with the spring molded into the hose. Here are a few options to run a lower 1-3/4" hose with the spring molded in as your upper hose.

Option 1: Use (2) ALL30240 Reducers on each end of the hose

Option 2: Use ALL30371 Water Neck with a 1-3/4" neck

Option 3: Use ALL30041 Radiator Inlet Fitting if using a radiator with changeable inlet fittings

Option 4: Use ALL30260 Upper Hose Kit that uses a steel tube and silicone hose ends



Radiator Hose I.D. Reducer ALL30240

Rubber reducer allows a lower radiator hose with a molded-in spring to be used as an upper radiator hose. In continuous high RPM applications, the upper hose can collapse limiting coolant flow. Upper hoses with an internal spring support can also collapse if the spring is drawn into the radiator tank. Reducer fits inside 1-3/4" lower radiator hoses which have molded-in reinforcement springs and reduces the I.D. from 1-3/4" to 1-1/2".



Jacob Poel

Photo: John Berglund

Radiator Hoses

Two-ply coolant hose is flexible and adapts to a variety of applications. Abrasion resistant cover will not crack or harden.



1-1/2" Dia. Upper Hose

- ALL30200..... 12"
- ALL30202..... 14"
- ALL30204..... 15-1/2"
- ALL30206..... 17"
- ALL30208..... 20"
- ALL30210..... 22"
- ALL30212..... 25"
- ALL30214..... 30"

1-3/4" Dia. Lower Hose

- ALL30220..... 11"
- ALL30222..... 13-1/2"
- ALL30224..... 16-1/2"
- ALL30226..... 19"
- ALL30228..... 23-1/2"

Hose Clamps (2-Packs):

- ALL18334..... Clamps, Upper Hose
- ALL18336..... Clamps, Lower Hose

Hose Clamps

Heavy duty all stainless steel construction clamps are easily tightened with a deep slot hex head screw. Superior to standard hardware store clamps. For best connection, select the clamp which fits within the range of hose O.D.



Part No.	Min Hose O.D.	Max Hose O.D.
2-Pack		
ALL18330	1/4"	5/8"
ALL18332	1/2"	1-1/8"
ALL18334	1"	2"
ALL18336	1-5/16"	2-1/4"
ALL18338	1-9/16"	2-1/2"
ALL18340	1-5/8"	3-1/2"
ALL18342	2-5/8"	4-1/2"
10-Pack		
ALL18330-10	1/4"	5/8"
ALL18332-10	1/2"	1-1/8"
ALL18334-10	1"	2"
ALL18336-10	1-5/16"	2-1/4"
ALL18338-10	1-9/16"	2-1/2"

Power Grip Clamps

Gates Power Grip Clamps seal when heated with a standard heat gun forming a tight band around standard rubber and silicone coolant hoses to provide a secure connection even under harsh race conditions.



Installed clamps provide a smooth, flush fit around hoses and eliminate exposed sharp edges associated with standard hose clamps. Select the band clamp which fits within range of hose O.D. for best connection. Sold each.


Part No.	Min Hose O.D.	Max Hose O.D.
ALL30250	1/2"	11/16"
ALL30251	11/16"	13/16"
ALL30252	13/16"	15/16"
ALL30253	15/16"	1-1/16"
ALL30254	1-1/16"	1-3/16"
ALL30255	1-3/16"	1-1/2"
ALL30256	1-1/2"	1-3/4"
ALL30257	1-3/4"	2"
ALL30258	2"	2-1/4"

Note: Clamps are not designed for use with flammable liquids or fuel line connections.



Fan Shrouds

Allows fan to pull more air through the radiator for increased cooling. Aluminum and impact-resistant plastic shrouds fit fans up to 17" dia. Radiator size reference is based on outside tank dimension. All shrouds are 19" tall.



Part No.	Radiator Size*	Shroud Width	Shroud Depth	Max Fan Dia.
Fits Allstar Radiators				
ALL30107	22"	17-3/8"	9-3/4"	15"
ALL30112	24"	19"	9-3/4"	15"
ALL30109	26"	20-3/4"	9-3/4"	17"
ALL30110	28"	23"	9-3/4"	17"
ALL30115	31"	25-3/4"	9-3/4"	17"
Fits Griffin Radiators				
ALL30106	26"	21-1/8"	11"	17"
ALL30108	28"	23"	11"	17"
ALL30111	31"	26-1/4"	11"	17"
Fits Howe Radiators				
ALL30114	26"	22-1/2"	11"	17"
ALL30116	28"	24"	11"	17"
ALL30111	31"	26-1/4"	11"	17"

*Radiator size reference is based on outside tank dimension.

Radiator Air Scoop For Sprint Car

Scoop fastens around a tube or the front cross member of most chassis to maximize airflow through the radiator, increase cooling efficiency and at the same time, create down force. Black plastic scoop is a universal design that will fit a variety of cars and the aluminum scoop is designed for most raised rail cars. Scoop is commonly fastened to the chassis with quick turn fasteners.



ALL23224..... Plastic 22" x 11"
 ALL23225..... Aluminum 22" x 13"

Curved Blade Electric Fans

Electric fans require very little amperage and are suitable for use in race car or tow vehicle. Fans are set up as "puller" units, mounted behind the radiator. By flipping blades, reversing wires, and mounting in front of radiator, fans will operate in "pusher" configuration. Each unit includes a mounting kit.



ALL30070..... 10", 775 CFM
 ALL30072..... 12", 925 CFM
 ALL30074..... 14", 1530 CFM
 ALL30076..... 16", 1980 CFM
 ALL30085 Replacement Mounting Kit



Jamison Russell

Photo: John Berglund

Economy 16" Curved Blade Electric Fan ALL30077

An economical option to Allstar's standard S-blade fan, this 10-blade electric fan has many of the same features. Universal design fan may be set up as a puller or pusher style to mount in front or behind the radiator. Mounting brackets and a hardware kit are included. Fan is 2024CFM with 21.0 amp draw and housing dimensions of: 16" x 16-1/4" x 4".



4-Blade Steel Fans

Steel high RPM fans are available in 15", 18" or 19". All have a universal bolt pattern with a 5/8" pilot hole. Riveted reinforcement plate adds strength and high pitch 32 degree blades increase airflow. Painted black to resist corrosion.



ALL30104..... 15" Dia.
 ALL30105..... 18" Dia.
 ALL30101..... 19" Dia.

6-Blade Fans

Heavy-duty, 27 degree, 6-blade fans, available with aluminum or steel blades, can move the volume of air needed to keep race engines cool. Universal bolt pattern with a 5/8" pilot hole.



ALL30096 15" Dia. Aluminum Blades
 ALL30097..... 17" Dia. Aluminum Blades
 ALL30102 15" Dia. Steel Blades
 ALL30103 17" Dia. Steel Blades
 ALL30100..... 18" Dia. Steel Blades

Molded Nylon Fans


Lightweight, 6-blade fans are economical and very durable. Universal bolt pattern with a 5/8" pilot hole.



ALL30091..... 14" Dia.
 ALL30092..... 15" Dia.
 ALL30093..... 16" Dia.
 ALL30094 17" Dia.
 ALL30095..... 18" Dia.

Reinforcement Plate For Nylon Fans ALL30079

Plate installs beneath the mounting hardware to strengthen fan mounting location and prevent hardware from damaging the fan.



Fan Spacer Kits

Fan spacers position fan closer to radiator or fan shroud and away from pulleys. 1-1/2" and larger spacers are uniquely designed allowing spacer to remain bolted to water pump while changing fans. Aluminum spacers include reducer bushing, four Allen bolts to secure spacer to water pump and four hex bolts with washers to secure fan to spacer. Spacers work with 1-3/4" bolt circle flanges only. Note: ALL30180 and ALL30182 include one set of four Allen bolts only.



- | | |
|--|----------------------|
| ALL30180..... 1/2" | ALL30186..... 2" |
| ALL30182..... 1" | ALL30188..... 2-1/2" |
| ALL30184..... 1-1/2" | ALL30190..... 3" |
| ALL30192..... 3-1/2" | |
| ALL99027..... Replacement Reducer Bushing (5/8" to 3/4") | |

Note: ALL30180 and ALL30182 include one set of four Allen bolts only.

Fan Freewheeler **ALL30078**

Lets the fan "freewheel" when extra horsepower is needed for qualifying. Removal of one through-bolt disengages the fan. Fits 3/4" shafts and spaces the fan 2.375" from the water pump.



Replacement Parts

ALL99026..... Replacement Bushing



Aluminum SB Chevy "Short Style" Water Pump **ALL31100**


Popular "short style" water pump that was originally used on pre-1969 small block Chevrolets. Pumps are built using all new components and an aluminum body for added weight savings over original cast iron pumps. Pump features a 3/4" main shaft and bearings with a 5/8" pilot and a billet steel hub drilled for both small and large fan bolt patterns making this a good choice for street and mild performance vehicles. Block mount to fan hub dimension is 5-5/8". **This pump is not recommended for use with mechanical fans over 5,000 RPM.** Above this RPM, use the ALL31105 pump with a 3/4" shaft/bearing.



Note: Water pump may need to be clearanced for use with 8" dampers.

Aluminum SB Chevy "Corvette Style" Water Pumps

This aluminum version of "Corvette style" water pump was originally used on 1971-82 small block Chevrolet Corvette, but is now used throughout the motor-sports industry. Pump is built using all new components and an aluminum body for added weight savings over original cast iron pumps. Pump features a 3/4" main shaft and bearings with a 3/4" pilot and a billet steel hub that has a set screw retainer for use on higher RPM applications. Block mount to fan hub dimension is 5-13/16".



- ALL31105 Water Pump
- ALL31106 Water Pump With 3/8" NPT Bypass Ports And Cam Stop Hardware

Note: Water pumps may need to be clearanced for use with 8" dampers.

Water Pump Spacer Kits

Kits provide additional clearance needed for belt or gear drive timing systems. Gaskets are included.


- ALL31070 1/8"
- ALL31071 1/4"
- ALL31072 3/8"
- ALL31073 1/2"
- ALL87230..... Replacement Gaskets



Pulley Shim Kits

Use shim kits to properly align pulleys. Water pump shims have dual bolt hole pattern to fit most GM and Ford water pumps. Crank pulley spacers are for small block Chevs.

- ALL31064..... Water Pump, 1/16", 1/16", 1/8" (3 Shims)
- ALL31066..... Crankshaft, 1/16", 5/64", 1/8" (3 Shims)



Aluminum SB Chevy Reduction Pulleys

Specifically for short or Corvette water pumps, pulleys work with power steering pump and pulley to provide a ratio within the GM specified RPM range. Race engine RPM differs greatly from street engines. For 30% less water pump speed and reduced weight and inertia, the crankshaft and water pump pulleys are smaller in diameter than standard reduction pulleys. Acceleration capabilities are greatly enhanced.



- ALL31030 ...Crankshaft Pulley (4-3/4" Diameter)
- ALL31040 ...Water Pump Pulley, Short Pump With 5/8" Pilot Hole (6-5/8" Dia.)
- ALL31050 ...Water Pump Pulley, Corvette Pump With 3/4" Pilot Hole (6-5/8" Dia.) Belts
- ALL86120....Belt, Crank To Water Pump, 31.5"
- ALL86122....Belt, Crank/Water Pump/Block Mount P/S Pump, 39"
- ALL86124....Belt, Crank/Water Pump/Head Mount P/S Pump, 42"

Note: Crankshaft pulley will work with either water pump pulley without spacers.



Jamie Lomax

Photo: John Berglund



SB Chevy 1:1 Ratio Pulley Kits

Double groove aluminum pulley kits include belts and can be used with block or head mount power steering pumps and short water pumps. Water pump pulley has a 5/8" diameter hole. Components are also sold separately. ALL31080..... Kit For Block Mount Power Steering Pump
 ALL31082..... Kit For Head Mount Power Steering Pump
 ALL31083..... Kit For No Power Steering



Related Parts

- ALL31084..... 1:1 Crank Pulley (6-5/8")
- ALL31085..... 1:1 Water Pump Pulley (6-5/8")
- ALL86121 Belt, Crank to Water Pump, 34"
- ALL86123 Belt, Crank/Water Pump/Block Mount P/S Pump, 41"
- ALL86125 Belt, Crank/Water Pump/Head Mount P/S Pump, 44"

V-Belts

Premium quality V-belts are perfect replacements for worn or cracked belts.



- ALL86120 31.5"
- ALL86121 34"
- ALL86122 39"
- ALL86123..... 41"
- ALL86124..... 42"
- ALL86125..... 44"

SB Chevy 1:1 Ratio Reduction Pulley Kits

Premium 1:1 pulley kits feature 4-3/4" diameter pulleys with 1/2" wide grooves for use with industrial grade belts. The increased belt width helps reduce belt slippage when used with high performance mechanical fans. The small diameter pulley combination provides a 30% RPM reduction when using a power steering pump with a 6" pulley. **Note:** Pulleys are designed to use with short "Corvette Style" 3/4" shaft water pump (ALL31105 or ALL31106).



Belts Sold Separately

ALL31090


- ALL31090..... Kit For Block Mount Power Steering Pump
- ALL31092..... Kit For Head Mount Power Steering Pump
- ALL31093..... Kit For No Power Steering

Replacement Parts

- ALL31094..... 1:1 Crank Pulley (4-3/4")
- ALL31095..... 1:1 Water Pump Pulley (4-3/4")

Performance V-Belts

Industrial grade V-belts are slightly wider than standard V-belts and are used with the Allstar reduction style 1:1 pulley kits with 1/2" wide pulley grooves. The wider contact area helps reduce slippage when using high performance mechanical fans. **Note: These will not work with standard width pulleys** that are designed for 7/16" wide V-belts.



- ALL86127 29"
- ALL86128 37"
- ALL86129..... 41"

Crank Pulley Mandrel Kit ALL31031

Kit prevents mandrel bolt breakage and is made specifically for use with Allstar ALL31030 crank pulley. Mandrel is attached to the crankshaft pulley with three bolts, while the vibration damper is retained with the stock bolt. The mandrel bolt is then connected to the mandrel – not to the crankshaft – to reduce engine harmonics (helps prevent loosening or breaking). Kit includes spacers, pulley guides, and bolts to work effectively with most 3, 4, and 5 stage dry sump pumps, alone or with belt driven fuel pumps. Pulleys sold separately.



Replacement Parts

- ALL31032..... Crank Pulley Mandrel
- ALL31033..... Mandrel End Washer
- ALL31034..... Stepped Washer
- ALL31035..... Pulley Guide
- ALL31036..... Mandrel Keyway, 1/8"
- ALL31037..... Mandrel Bolt, 5/16"-18 x 1" (3-Pack)
- ALL31038..... Mandrel End Bolt, 1/2"-13 x 4"

Mandrel Spacers

Aluminum spacers properly space and align pulleys when used with a 1/8" keyed mandrel. The same spacers are found in the ALL31031 Mandrel Kit. Sold each.

- ALL31020..... 1/4" Thick Spacer
- ALL31022..... 1/2" Thick Spacer
- ALL31024..... 3/4" Thick Spacer
- ALL31026..... 1" Thick Spacer
- ALL31028..... 1-1/4" Thick Spacer



Gilmer Belt Pulleys

Black anodized, aluminum heat-treated pulleys accept 1" wide, 3/8" pitch drive belts. The 28T water pump pulley (ALL26460) is most commonly used with the 17T crank pulley (ALL26442) and a 22.5" Gilmer belt (ALL86132) for a 40% pump speed reduction. ALL26420..... 28-Tooth Oil Pump, 5/8" Bore And 3/16" Keyway
 ALL26440 16-Tooth Crank, 1" Bore And 1/8" Keyway
 ALL26442..... 17-Tooth Crank, 1" Bore And 1/8" Keyway
 ALL26460..... 28-Tooth Water Pump, 2" Wide



ALL26440 ALL26420 ALL26460

Gilmer Belts

1" wide, assorted lengths.

- ALL86130..... 21.0"
- ALL86132 22.5"
- ALL86134..... 24.0"
- ALL86136..... 25.5"
- ALL86138..... 27.0"



TECH TIP

Belt Tension - Gilmer style belts are properly tensioned when belt can be twisted 1/2 turn.

**Remote Mount
Electric Water Pump ALL31120**

Compact design water pump will flow up to 25 GPM which is perfect for intercoolers, dragsters or compact engines. Pump can be used on 12-16 volt systems and only draws 8 amps. Electric motor is sealed to help prevent damage or corrosion and 6061-T6 billet aluminum housing is black hard coat anodized with threaded mounting holes for easy mounting. Accepts -12AN ORB fittings, complete unit weighs only 5 lbs.



**Water Pump
AN Block Adapters**

Adapters mount in place of standard mechanical water pumps when using inline or remote electric water pumps. Ford pump adapters require water pump back plates for complete installation.



- ALL31150 SB Chevy -12AN
- ALL31151 BB Chevy -12AN
- ALL31152 SB Ford -12AN
- ALL31153 SB Ford Water Pump Back Plate (Early)
- ALL31154 SB Ford Water Pump Back Plate (Late)

**Inline Electric
Water Pump ALL31130**

Inline water pump will flow up to 50 GPM which is suitable for many applications throughout the motorsports industry. Pumps are designed to provide better cooling and space savings over most mechanical pumps. Pump can be used on 12-16 volt systems and only draws 6 amps. Electric motor is sealed to help prevent damage or corrosion and 6061-T6 billet aluminum housing is black hard coat anodized with threaded mounting holes for easy mounting. Use with Allstar ALL31135-31140 adapter fittings. Complete unit weighs 6 lbs. Wire harness with 20 amp inline fuse included.



Y-Block Adapter ALL31159

Billet aluminum Y-Block is commonly used when connecting inline or remote electric water pumps to AN block adapters. 1-1/4"-12 inlet port accepts Allstar ALL31135-31140 O-ring style fittings for direct hose or AN style connections. Outlet ports accept standard -12AN ORB fittings to connect to block adapters.



- ALL31135 1-1/4" Hose Fitting
- ALL31136 1-1/2" Hose Fitting
- ALL31137 1-3/4" Hose Fitting
- ALL31138 -12AN Fitting
- ALL31139 -16AN Fitting
- ALL31140 -20AN Fitting



- ALL31135 1-1/4" Hose Fitting
- ALL31136 1-1/2" Hose Fitting
- ALL31137 1-3/4" Hose Fitting
- ALL31138 -12AN Fitting
- ALL31139 -16AN Fitting
- ALL31140 -20AN Fitting



ALLSTAR PERFORMANCE

**SPECIALTY ITEMS FOR THE
SHOP, TRAILER & TRACK**

Available At Performance Parts Dealers Worldwide



Primary Wire

Single conductor stranded copper wire with polyvinyl insulation which remains flexible and is abrasion resistant. Stranded copper is the wire of choice for many projects when building custom wire harnesses or adding accessories.



20AWG

Used for low voltage sensors, indicator lights, instrument panel or dash lighting.



Color	50' Coil	100' Spool
Red	ALL76500	ALL76510
Black	ALL76501	ALL76511
White	ALL76502	ALL76512
Green	ALL76503	ALL76513
Yellow	ALL76504	ALL76514
Brown	ALL76505	ALL76515
Blue	ALL76506	ALL76516

14AWG

Most popular when fabricating harnesses for general use including lighting of headlights, taillights and brake lights, ignition systems and interior accessories such as radios, interior fans and gauge panels.

Color	20' Coil	100' Spool
Red	ALL76540	ALL76550
Black	ALL76541	ALL76551
White	ALL76542	ALL76552
Green	ALL76543	ALL76553
Yellow	ALL76544	ALL76554
Brown	ALL76545	ALL76555
Blue	ALL76546	ALL76556

12AWG

Wire can be used to supply power to ignition boxes, cooling fans, fuel pumps and other higher amperage accessories including power to electric trailer brakes.

Color	12' Coil	100' Spool
Red	ALL76560	ALL76565
Black	ALL76561	ALL76566
White	ALL76562	ALL76567
Blue	ALL76563	ALL76568

10AWG


Commonly used for higher amperage applications including alternator charging wire and supplying power to trailer for interior lighting or charging trailer batteries when utilizing tow vehicle charging system.

Color	10' Coil	75' Spool
Red	ALL76570	ALL76575
Black	ALL76571	ALL76576
White	ALL76572	ALL76577

Wire And Cable Cutters

ALL11003

Capable of cutting copper stranded wire from 20 gauge primary wire to 1/0 gauge battery cable. These specially designed cutters will not flatten wire during cutting which is helpful when installing connectors and building battery cables. Cutters are not designed to cut steel wire.



Heat Shrink Tubing ALL76160

Place tubing over wiring before attaching terminal end then slide over crimped terminal end, heat to seal and strengthen connection.



30-piece kit includes a variety of sizes including 1/16", 1/8", 3/16", 1/4", 3/8" and 1/2".

Grommet Set ALL18360

Grommets are perfect for protecting wiring and hoses that pass through panels up to 1/16" (.062") thick. Kit includes 36 grommets (6 of each size: 1/4", 5/16", 3/8", 1/2", 5/8" and 11/16"). Grommets are also available in size specific 10-packs.



Part No.	Grommet Hole I.D.	Panel Hole I.D.
ALL18362	3/16"	5/16"
ALL18363	1/4"	3/8"
ALL18364	5/16"	7/16"
ALL18365	3/8"	1/2"
ALL18366	1/2"	5/8"
ALL18367	5/8"	7/8"
ALL18368	11/16"	1"

Braided Wire Wrap

Split loom braided wrap is easily **NEW!**



applied over existing hoses or wiring to conceal and protect against wear or abrasion. Wrap features a 25 percent overlap based on the nominal size listed, allowing the wrap to bend and flex without opening. Wrap is constructed of polyethylene material, heat resistant up to 250°F and easily cuts with a hot knife or a soldering iron with knife attachment.

- ALL76610 1/8" x 20'
- ALL76612 1/4" x 15'
- ALL76614 1/2" x 10'
- ALL76616 3/4" x 5'
- ALL76618 1" x 10'

Spiral Wire Loom

Loom keeps wiring bundled together for a neat appearance and can be easily removed when adding or removing wires during wiring harness changes. Open design makes identifying or locating a wire simple and will not hold dirt and moisture like solid looms. Loom also provides abrasion resistance to protect wiring or hoses. High density polyethylene material is rated from -30°F to 165°F and sold in 10 ft. lengths.



- ALL76600 1/4"
- ALL76602 1/2"
- ALL76604 3/4"



Photo: John Berglund

Heat Sleeve

High temperature silicone coated fiberglass sleeving is non-flammable and resists temperatures up to 500°F. An excellent choice for protection of fuel lines, wiring, cables and various similar uses. Sleeving is resistant to gasoline and many other chemicals. Sold in 3ft. lengths. Size referenced is sleeve I.D. or O.D. of hose to be covered.



- | | |
|------------------------|---------------------------|
| ALL34280..... 1/4" Red | ALL34290 1/4" Black |
| ALL34282..... 1/2" Red | ALL34292 1/2" Black |
| ALL34284..... 3/4" Red | ALL34294 3/4" Black |
| ALL34285..... 7/8" Red | ALL34295 7/8" Black |
| ALL34286..... 1" Red | ALL34296 1" Black |

Nylon Tie Wraps

Secure electrical wiring, gauge lines and roll bar padding. 100 per bag. Nylon tie wraps are available in black, natural, red, blue, yellow and purple nylon.



- | | |
|-----------------------|-----------------------|
| Black | Red |
| ALL14120..... 3-3/4" | ALL14126..... 7-1/4" |
| ALL14122..... 6" | ALL14127..... 14-1/4" |
| ALL14123..... 7-1/4" | Blue |
| ALL14124..... 11-1/4" | ALL14128..... 7-1/4" |
| ALL14125..... 14-1/4" | ALL14129..... 14-1/4" |
| Natural | Yellow |
| ALL14130..... 3-3/4" | ALL14136..... 7-1/4" |
| ALL14132..... 6" | ALL14137..... 14-1/4" |
| ALL14133..... 7-1/4" | Purple |
| ALL14134..... 11-1/4" | ALL14138..... 7-1/4" |
| ALL14135..... 14-1/4" | ALL14139..... 14-1/4" |

Nylon Flush Fit Tie Wraps

Low profile design ties have the excess portion of the tie exit in the same direction as the original tie helping to eliminate the protruding sharp portion remaining as found in standard ties. Package of 100.



- ALL14395 8" Long
 ALL14396 11" Long

Nylon Tie Wraps With Mounting Holes

Built-in tab with mounting hole to easily secure wiring harnesses, hoses or cables to a panel with rivets or other fasteners. Package of 25.



- ALL14390 8" With #10 Hole
 ALL14391 11" With #10 Hole
 ALL14392 14" With 1/4" Hole

Wire Tie Mounting Bases

Self-adhesive mounting bases provide a location for attaching standard wire ties to secure wiring, cables and hoses. Bases mount to clean flat surfaces and accept 75# and smaller wire ties. Package of 10.



- ALL14116..... 3/4" x 3/4" Mounting Base
 ALL14117..... 1-1/8" x 1-1/8" Mounting Base



Terminal Connectors

Crimp style connectors work great when building custom wire harnesses or making repairs to existing wiring. Tin plated copper terminals are available in a variety of types and sizes.



Non-insulated terminals are designed to be crimped but may also be soldered for a more secure complete connection. Often used with separate heat shrink that is applied after connection is made. Package of 20.

Non-Insulated Terminals		22-18	16-14	12-10
Butt Connectors		ALL76000	ALL76010	ALL76020
Ring Terminals	#6 Hole	ALL76001	ALL76011	ALL76021
	#8 Hole	ALL76002	ALL76012	ALL76022
	#10 Hole	ALL76003	ALL76013	ALL76023
	1/4" Hole	ALL76004	ALL76014	ALL76024
	5/16" Hole	ALL76005	ALL76015	ALL76025
Blade Terminals	3/8" Hole	ALL76006	ALL76016	ALL76026
	Male 1/4"	ALL76007	ALL76017	ALL76027
	Female 1/4"	ALL76008	ALL76018	ALL76028



Vinyl-insulated terminals are the most popular crimp terminal used in a variety of applications. PVC insulated sleeve is securely attached to terminal and has a flared end for easy installation. Package of 20.

Vinyl Insulated Terminals		22-18	16-14	12-10
Butt Connectors		ALL76030	ALL76040	ALL76050
Ring Terminals	#6 Hole	ALL76031	ALL76041	ALL76051
	#8 Hole	ALL76032	ALL76042	ALL76052
	#10 Hole	ALL76033	ALL76043	ALL76053
	1/4" Hole	ALL76034	ALL76044	ALL76054
	5/16" Hole	ALL76035	ALL76045	ALL76055
Blade Terminals	3/8" Hole	ALL76036	ALL76046	ALL76056
	Male 1/4"	ALL76037	ALL76047	ALL76057
	Female 1/4"	ALL76038	ALL76048	ALL76058



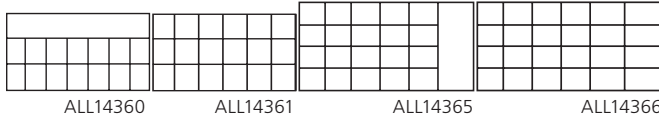
Heat shrink terminals protect connections from corrosion. Terminals with attached shrink tube are adhesive lined to grip wire insulation and conform to crimp when heated, to seal out moisture. Package of 10.

Heat Shrink Terminals		22-18	16-14	12-10
Butt Connectors		ALL76060	ALL76070	ALL76080
Ring Terminals	#6 Hole	ALL76061	ALL76071	ALL76081
	#8 Hole	ALL76062	ALL76072	ALL76082
	#10 Hole	ALL76063	ALL76073	ALL76083
	1/4" Hole	ALL76064	ALL76074	ALL76084
	5/16" Hole	ALL76065	ALL76075	ALL76085
Blade Terminals	3/8" Hole	ALL76066	ALL76076	ALL76086
	Male 1/4"	ALL76067	ALL76077	ALL76087
	Female 1/4"	ALL76068	ALL76078	ALL76088



Storage Cases

These handy storage cases help organize many items around the shop, trailer or home such as electrical connectors, quick turn fasteners, tire groover and siper blades, small screws, fasteners and many more items. Curved bottom compartments create a smooth scoop making it easy to remove the smallest of items. Molded-in dividers prevent items from slipping under dividers and accidentally mixing product.



ALL14360 Plastic Case 15 Compartment, 11" x 7" x 1-3/4"
 ALL14361 Plastic Case 18 Compartment, 11" x 7" x 1-3/4"
 ALL14365 Metal Case 21 Compartment, 9-1/2" x 13-1/2" x 2"
 ALL14366 Metal Case 24 Compartment, 9-1/2" x 13-1/2" x 2"

Wire Terminal Kit

ALL76224

A 100-piece terminal kit with a generous supply of the most commonly used connectors for automotive wiring. A sturdy plastic case with divided compartments helps keep connectors organized.



Each Kit Includes:

22-16ga.	16-14ga.	12-10ga.
(10) Butt Connectors	(10) Butt Connectors	(10) Butt Connectors
(8) Ring Terminals #6	(10) Ring Terminals #10	(8) Ring Terminals #10
(8) Ring Terminals #8	(8) Ring Terminals 1/4"	(7) Ring Terminals 3/8"
-	(7) Female Blade	-
-	(7) Male Blade	-
-	(7) Spade	-

Ratcheting Crimp Pliers

ALL76220

Perform professional quality crimps on most standard electrical connectors. Pliers include jaws for 22-18, 16-14 and 12-10 gauge connectors and are easily compressed with help from the ratcheting mechanism which releases when connector is fully crimped.



Electrical Tape

ALL14280

Protect electrical connections and secure wires. 3/4" x 60 ft. roll. UL approved.



Fuse Terminals

Terminals attach to cartridge style fuses installed in fuse blocks to create an additional circuit to power accessories. Terminals slide over the protected leg or "fused" side (side of fuse block that does not have power when fuse is removed) of the fuse. Package of 5.

ALL76090 Mini Fuse Style Terminal
 ALL76091 ATC/ATO Fuse Style Terminal



Weather Pack Kits

Kits include a variety of tower housings, shroud housings, seals and terminals to build 1, 2, 3, 4, and 6 pin connectors for standard 16-14 gauge wire. Kits also include a pin removal tool and convenient carrying case.

ALL76260 Weather Pack Starter Kit
 ALL76262 Weather Pack Master Kit




ALL76262

Quantity ALL76260	Quantity ALL76262	Description
1	3	1 Pin Tower Housing
1	3	1 Pin Shroud Housing
2	4	2 Pin Tower Housing
2	4	2 Pin Shroud Housing
1	3	3 Pin Tower Housing
1	3	3 Pin Shroud Housing
1	2	4 Pin Tower Housing
1	2	4 Pin Shroud Housing
1	2	6 Pin Tower Housing
1	2	6 Pin Shroud Housing
40	100	Seals (50% Blue/50% Green)
40	100	Terminal Pins 16-14GA (50% Male/50% Female)
1	1	Pin Removal Tool
1	1	Carrying Case

Weather Pack Connector Individual Kits

Weather pack connectors are designed for harsh weather conditions. Originally used by top vehicle manufacturers, the reliability of these connectors has been proven for years and they have become common in many applications requiring a weather-proof connection. Snap lock feature assures positive connection and allows connector to be easily separated as needed. Connectors are rated up to 20A at 12v DC and include tower housing, seals and terminals for standard 16-14 gauge wire.

ALL76265 1-Wire
 ALL76266 2-Wire
 ALL76267 3-Wire
 ALL76268 4-Wire Flat
 ALL76269 4-Wire Square
 ALL76270 6-Wire



Weather Pack Individual Components

Terminals And Seals, 10-Packs

Gauge	Tower (Female)	Shroud (Male)	Seal Part No.
22-20	-	-	ALL76280 (Purple)
20-18	ALL76272	ALL76275	ALL76281 (Green)
16-14	ALL76273	ALL76276	ALL76282 (Gray)
12	ALL76274	ALL76277	ALL76283 (Blue)

ALL76284 Seal Plug, 10-Pack



Housings, Each

Description	Tower (Female)	Shroud (Male)
1-Pin	ALL76288	ALL76289
2-Pin	ALL76290	ALL76291
3-Pin	ALL76292	ALL76293
4-Pin	ALL76294	ALL76295
4-Pin Square	ALL76296	ALL76297
6-Pin	ALL76298	ALL76299



Weather Pack Terminal Tool

ALL76264

Tool removes male and female pin terminals from weather pack connectors without damage.



Weather Pack Pliers

ALL76221

Weather pack pliers will crimp most popular 10-22 gauge non-insulated terminals. 8" overall length.



Universal Wire Connectors

Molded connectors include a male and female end, joined by a loop of 16 gauge primary wire which may be cut to length. Useful for switch and gauge panels or accessories that are disconnected frequently.



- ALL76231 One Wire With 12" Loop
- ALL76232 Two Wire With 12" Loop
- ALL76233 Three Wire With 48" Loop
- ALL76234 Four Wire With 48" Loop
- ALL76235 Five Wire With 48" Loop

HEI Connectors

The proper connector when repairing or wiring HEI ignition systems. Connectors have a built-in retaining clip same as originals to secure connector to ignition cap. The included pigtail wires are also the correct gauge for easy installation.



- ALL81214 12V Ignition Connector
- ALL81215 Tach Connector

Test Light **ALL76215**

Quickly diagnose electrical problems by testing for current in electrical circuits, relays, switches or fuses. Handheld test light has a 36" lead wire with an insulated clip which fastens to a common ground and a sharp piercing point to probe insulated wire or terminals. Indicator light illuminates identifying powered circuits in 6-12V systems.



Test Leads With Alligator Clips **ALL76216**

30" long test leads are color coded red and black. Clips are 5 amp rated.



Ground Straps

The number one problem with electrical systems is often related to poor ground connections. Perfect for various 6 or 12 volt grounding applications. Flexible, braided copper 12 gauge ground straps are 5/16" wide and have 3/8" non-insulated ring terminals on each end.



- ALL76330 9" Long
- ALL76332 12" Long

6-Circuit Fuse Block

ALL76180

Fuses not included.



This fuse block is a great power distribution starting point for up to six individual circuits which are protected by ATC/ATO style fuses (sold separately). Block features a #10 power supply and six 1/4" male spade terminals for individual circuit connections. Fuse block is rated at 150 amps at 12 volts, maximum of 25 amps per circuit.

Junction Block **ALL76146**

Junction block with single 3/8" stud offers a location to power multiple accessories from one power supply or a common place to locate ground wires. Block features two mounting holes for #8 fasteners for mounting to a firewall or panel.



Circuit Breakers

Circuit breakers protect electrical circuits similar to fuses, but cool and reset to maintain power to critical items such as headlights or ignition systems. Use circuit breaker to power accessories in a race car and to keep constant power to ignition. Steel base and mounting bracket provide durability and ease mounting to panels. 10-32 threaded stud terminals include nuts with lock washers.



- ALL76210 20 Amp
- ALL76212 30 Amp

30-Amp Relays

Relays are commonly used to control higher amp components such as electric fuel pumps, cooling fans or water pumps rated up to 30 amps. Relays allow the use of a lower amp switch to turn on or control a component with a higher amp draw. A connector with a wiring harness and installation instructions are included.



- ALL76186 Standard Relay
- ALL76188 Weatherproof Relay

Wide Open Throttle Micro Switch Brackets

Black anodized micro switch brackets are made from lightweight billet aluminum and fit Holley 4150 and 4500 carburetors for precise activation of the micro switch. Brackets work with the standard secondary arm as well as a throttle adjustment-screw secondary arm. Each kit includes a bracket, micro switch and stainless steel hardware securing micro switch to the bracket. ALL54180 includes stainless hardware for mounting bracket to carburetor. ALL54181 mounts to an existing carb stud.



- ALL54180 WOT Micro Switch And Bracket For 4150 Carbs*
- ALL54181 WOT Micro Switch And Bracket For 4500 Carbs
- ALL54182 Micro Switch Only

*Some model carbs may require mounting bosses be 8-32 tapped for installation.



Gauge Panels



Gauge panels are completely assembled, pre-wired and include lighted mechanical gauges, warning indicator lights with senders to alert you of problems, detailed instructions and installation template. Select from panels fitted with Allstar, Auto Meter Sport-Comp, Ultra-Lite or Pro-Comp liquid-filled 2-5/8" gauges. Panels are available in two, three, or four gauge configurations.

- Two-Gauge Panels Are 4-1/2" Tall x 7-1/4" Long. Gauges: Oil Pressure And Water Temperature
- Three-Gauge Panels Are 4-1/2" Tall x 10-1/2" Long. Gauges: Oil Pressure, Water Temperature And Oil Temperature Or Fuel Pressure
- Four-Gauge Panels Are 4-1/2" Tall x 13-3/4" Long. Gauges: Oil Pressure, Water Temperature, Oil Temperature And Fuel Pressure.

Note: Fuel pressure isolator such as Autometer ATM5282 or Mallory MAL29806 is always recommended when mounting a fuel pressure gauge inside vehicle.

Part No.	Description
Allstar	
ALL80090	2 Gauge Panel OP/WT
ALL80091	3 Gauge Panel OP/WT/OT
ALL80092	3 Gauge Panel OP/WT/FP
ALL80093	4 Gauge Panel OP/WT/OT/FP
Auto Meter Sport Comp	
ALL80110	2-Gauge (OP/WT)
ALL80112	3-Gauge (OP/WT/OT)
ALL80113	3-Gauge (OP/WT/FP)
ALL80114	4-Gauge (OP/WT/OT/FP)
Auto Meter Ultra-Lite	
ALL80115	2-Gauge (OP/WT)
ALL80117	3-Gauge (OP/WT/OT)
ALL80118	3-Gauge (OP/WT/FP)
ALL80119	4-Gauge (OP/WT/OT/FP)
Auto Meter Pro-Comp (Liquid Filled)	
ALL80120	2-Gauge (OP/WT)
ALL80122	3-Gauge (OP/WT/OT)
ALL80123	3-Gauge (OP/WT/FP)
Replacement Parts	
ALL80134	Auto Meter Fuel Pressure Gauge Sport Comp 15 PSI
ALL80135	Auto Meter Fuel Pressure Gauge Ultra Lite 15 PSI
ALL80136	Auto Meter Fuel Pressure Gauge Pro Comp 15 PSI
ALL80125	2-Gauge Mounting Panel, 4-1/2" x 7-1/4" (OP/WT)
ALL80126	3-Gauge Mounting Panel, 4-1/2" x 10-1/2" (OP/WT/OT)
ALL80127	3-Gauge Mounting Panel, 4-1/2" x 10-1/2" (OP/WT/FP)
ALL80128	4-Gauge Mounting Panel, 4-1/2" x 13-3/4" (OP/WT/OT/FP)

Mechanical Gauges

Allstar Performance 2-5/8" mechanical gauges feature a full 270 degree sweeping needle, silver faced background, black bezel and are backlit for easy reading even during low light conditions. Perfect for building custom dash panels or when adding mechanical gauges to replace existing gauges or warning lights.



- ALL80095..... Oil Pressure Gauge 0-100 PSI
- ALL80096 Water Temperature Gauge 140-280°F
- ALL80097..... Oil Temperature Gauge 140-340°F
- ALL80098 Fuel Pressure Gauge 0-15 PSI
- ALL80099 Volt Gauge 8-18V
- ALL99145 Replacement Bulb, Socket And Pigtail

LED Bulbs For Gauge Panels

ALL99147

LED bulbs offer a brighter lighting solution and will hold up much longer than standard incandescent bulbs on 16 volt systems. Bulbs replace standard 53 bulbs and fit gauge back light and warning light sockets on all Allstar gauge panels. Package of 2.



Warning Lights

Warning lights or indicator lights inform the driver of a possible problem before major damage occurs when used with temperature or pressure switches. Lights snap into a 3/4" hole in material up to .065" thick. Lights have standard male blade electrical connections and are designed for 12V systems.



- ALL99062..... Amber Light
- ALL99063..... Blue Light
- ALL99064 Green Light
- ALL99065..... Red Light

Temperature Switches

Temperature switches are commonly used to turn on indicator lights to warn the driver of a possible overheating condition. Switches complete a circuit to ground when the pre-set temperature is reached so they may also be used to control a relay for electric fans. Switches have male 1/2"-14NPT threads and a standard male blade electrical connector.



- ALL99057..... 235°F
- ALL99056..... 280°F

Pressure Switches

Pressure switches are commonly used to turn on indicator lights warning of a low pressure condition to help prevent engine damage. Switches complete a circuit to ground until the pre-set pressure is reached. Switches have male 1/8"-27NPT threads and a standard male blade electrical connector.



- ALL99058..... 4 PSI
- ALL99059..... 20 PSI

Water Pressure Warning Kit

ALL80250

Warning kit senses pressure in the cooling system and alerts driver of a problem when coolant pressure drops below 4PSI. In the event of coolant loss (i.e. blown radiator hose), the temperature gauge probe is no longer surrounded by coolant which senses the engine temperature, this will lead to a false temperature gauge reading and major engine damage.



Tel-Tac Mount ALL81332

Aluminum mount accepts Tel-Tac digital tachometers and recesses into a dash for clean finished look. Mount attaches to backside of dash with quick turn fasteners (buttons sold separately) for simple tachometer removal and installation.



Switch Panels

Designed with the racer in mind, panels feature well marked switches and indicator lights. Units are completely wired for easy installation and include detailed instructions. Choose from panels with standard or weatherproof switches. Panels are 2-5/8" wide by 3-3/4" tall.

Switch Panels With Standard Switches



ALL80140
ALL80150

ALL80141

ALL80142

ALL80146

- ALL80140 Panel Without Light
- ALL80141 Panel With Flip-Up Cover
- ALL80142 Panel With Light
- ALL80146 Panel With Two Switches
- ALL80150 Magneto Ignition Panel

Switch Panels With Weatherproof Switches



ALL80160

ALL80162

ALL80164

- ALL80160 Panel Without Light
- ALL80162 Switch Panel, One Switch, Panel With Light
- ALL80164 Switch Panel, Two Switch, Panel With Two Lights

Weatherproof Switch Panel

ALL80165

Compact three switch panel has sealed weatherproof toggle switches for use in open cockpit vehicles or when exposed to harsh conditions. Panel measures 2-1/2" tall x 4-5/8" wide and includes one momentary start switch, one ignition switch and one accessory switch. Switches are rated up to 20 amps and each circuit includes 60" of 14AWG wire for easy connections.



Fused Switch Panel

ALL80138

Universal 4" x 7" switch panel includes one momentary start switch, one fused ignition switch and four fused accessory switches. Ideal for many motorsports applications, this panel features separately fused and switched circuits for a variety of uses including electric fuel pumps, water pumps, cooling fans, brake duct fans, and lighting. Individual circuits are rated up to 20 amps and include pre-terminated pigtailed for easy connection.



Spiral Corded Momentary Buttons

Buttons are designed for fast, **NEW!** consistent and reliable trans-brake release. Sealed spiral cord leads are ideal for steering wheel mounting or into a 5/8" hole. Momentary buttons may also be used in many other applications such as nitrous and line lock systems. 18" spiral cords stretch to approximately 5'.



- ALL80180 Cord With Small Green Button
- ALL80181 Cord With Large Red Button

Toggle Switches

On/off, two-position toggle switches are used in Allstar Performance ignition panels. Rated up to 20 amps.



ALL80176
ALL80177

- ALL80175 Standard Switch
- ALL80176 Weatherproof Switch
- ALL80177 Weatherproof Switch With Momentary Start

Toggle Extensions

Toggle extensions increase the length of toggle switches in Allstar switch panels and other switches with a standard type end. Push-on extensions are 1-7/8" long, offered in red or black. Package of 2.



- ALL80167 Red
- ALL80168 Black

Toggle Switch Cover ALL99068

Covers help seal out the elements of standard switch covers and have a molded-in brass nut to secure tight to the switch.



Starter Button ALL99069

This same momentary-on starter button used in Allstar Performance switch panels is a good alternative to a key style starter switch. Button mounts in a 5/8" hole and has #8 terminal mounting screws. Rubber boot threads on after installation to help seal out the elements.



Remote Starter Button Shroud Kits

Kit mounts a remote starter button directly to chassis tubing. Kit includes a shroud to help protect against accidental activation, tab, and starter button.



- ALL60360 Welded Kit
- ALL60361 Unwelded Kit

Indicator Lights

Indicator lights are used in Allstar Performance ignition panels to indicate when the ignition or an accessory is on. Lights may be used in a variety of other applications as needed. Lights snap into 1/2" holes in up to .065" thick material, have ring terminal connectors and are designed for 12V systems.



- ALL99066 Red
- ALL99146 Green




Battery Boxes

Universal, lightweight steel battery boxes may be welded or bolted to the frame. Boxes are available in two sizes and include hold down hardware.

ALL76100 Full Size,
12" Wide x
7-1/4" Deep

ALL76101 Short Style, 10"
Wide x 7-1/4" Deep




ALL76100

Bolt-On Battery Boxes

Battery box has multiple 1/2" mounting holes to bolt box directly to the frame rail, inner fender or firewall. Box can also be fastened to round tubing using clamp-on ballast brackets. Constructed of 13 gauge steel, measures 11" wide x 7" deep and includes 3/8" battery hold down hardware.


ALL76102 Clear Zinc
ALL76103 Black



ALL76103

Stainless Steel Drop-Out Battery Box ALL76105

The perfect battery box where battery mounts under floor. Eases battery service and replacement. Box is 10-1/2" wide, 7" deep, and 9-1/2" tall and will accept most standard batteries.



Drag Race Battery Box ALL76106

Drag race style battery box may be welded or bolted to any chassis. Lightweight box is 7-1/4" wide x 10-1/4" deep, and includes hold down.



Battery Hold Down Kit For Optima ALL76107

Aluminum hold down kit provides an attractive option for keeping Optima 34/78 series batteries in place. Battery not included.



Plastic Battery Box

ALL76099

NEW!

Two-piece battery box fits up to group 27 size batteries and includes nylon strap with plastic mounting brackets. Box may be bolted through the bottom for more permanent mounting. Cover is designed with quick lock snaps to keep cover securely in place. Outside box dimensions 16-1/8" x 9-5/8" x 10-7/8" tall. Inside dimensions 12-3/4" x 7-1/4" x 10" tall.



Battery Cable Kits

Kits have everything needed to connect a top post style battery to starter and include fine stranded, rope-lay copper cable for best current carrying capabilities. Kits are offered with traditional red and black cables or all black cables.



ALL76110

Single Battery Kits

ALL76110..... 2 Gauge Cable Kit With Red And Black Cables
ALL76111..... 2 Gauge Cable Kit With All Black Cables
ALL76114..... 4 Gauge Cable Kit With Red And Black Cables
ALL76115..... 4 Gauge Cable Kit With All Black Cables

Kits Include:

- 15' Positive Battery Cable
- 2' Negative Battery Cable
- 1 Pair Battery Terminals
- 8 Pcs. Ring Terminals
- 8 Pcs. Heat Shrink Tubing

Dual Battery Kits

ALL76112..... 2 Gauge Cable Kit With Red And Black Cables
ALL76113..... 2 Gauge Cable Kit With All Black Cables

Kits Include:

- 25' Positive Battery Cable
- 8' Negative Battery Cable
- 2 Pair Battery Terminals
- 14 Pcs. Ring Terminals
- 14 Pcs. Heat Shrink Tubing

Solder Slugs

Use solder slugs to secure ring terminal ends to battery cable. Individual pieces are the correct amount of solder to be used for each size of cable. Package of 10.

ALL76131..... Slug For 2 Gauge Terminals
ALL76132 Slug For 4 Gauge Terminals



ALL76131

Ring Terminals

Use to repair or build custom length battery cables, or when installing a battery disconnect switch. Terminals may be crimped or soldered to wire. Sold in pairs with heat shrink sleeving for a waterproof connection.



Wire Size	5/16" Hole	3/8" Hole	1/2" Hole
2 Gauge	ALL76116	ALL76117	ALL76128*
4 Gauge	ALL76118	ALL76119	ALL76129*

NEW!

Impact Crimper ALL76135

Excellent for permanently crimping standard cable ends to battery cables.



Gold Battery Terminals

Terminals are machined from solid brass stock, 24k gold plated for maximum conductivity and feature 5/16" fasteners to secure battery cables with ring terminal ends. Top post terminals have additional provisions for attaching accessory or ground wires for a clean appearance. Sold in pairs.



ALL76120 Top Post
ALL76122 Side Post

Battery Terminal Covers ALL76150

Covers slip over battery cables and cover battery terminals to prevent accidental shorting. Fit most top post mount batteries. Required by many sanctioning racing bodies. Package of 2 includes one black and one red cover.



Battery Cable Boots ALL76154

Battery cable boots can be used for a variety of applications including covering battery terminals on smaller terminal batteries and starter solenoid connections. Boots have an opening that will accept up to 2 gauge cable. Sold as a pair, one red and one black.



Battery Cable Thru Stud ALL76142

Run battery cable through firewall or any body panel safely. 3/8"-16 thread.



Firewall Cable Bushing

Mounts securely to the firewall and locks onto the wire for a waterproof and vibration proof seal.

ALL76137 2 Gauge
ALL76138 4 Gauge



Line Clamps

Aluminum clamps have a protective neoprene cushion to prevent abrasion. Clamps can be used to secure brake/fuel/oil lines, ignition wires or battery cables. Package of 10.

Aluminum Line Clamps

ALL18300 3/16"	ALL18305 3/4"
ALL18301 1/4"	ALL18306 7/8"
ALL18302 3/8"	ALL18307 1"
ALL18303 1/2"	ALL18308 1-1/4"
ALL18304 5/8"	



Nylon Line Clamps

ALL18309 1/8"	ALL18313 1/2"
ALL18310 3/16"	ALL18314 5/8"
ALL18311 1/4"	ALL18315 3/4"
ALL18312 3/8"	ALL18317 1"



Battery Disconnect Switches

Battery disconnect switches control electrical supply to the vehicle allowing vehicle to be shut down in the event of an emergency or to secure vehicle when not in use. Disconnects are offered as a single pole version and a double pole with two separate circuits for vehicles equipped with an alternator.

Standard Duty Switch With Decal

Standard duty switch mounts in a 3/4" hole in a panel up to 1/4" thick and includes a decal to indicate On/Off position. Switch has 3/8"-24 terminals and is rated at 175 amp continuous duty. Double pole switch also has 10-32 studs rated at 20amp continuous duty.

ALL80156 Switch w/Decal (Single Pole)*
ALL80157 Switch w/Decal (Double Pole)†
ALL99045 Replacement Decal



Standard Duty Switch With Panel

Standard duty switch is pre-mounted in a 2-3/4" x 3-1/4" aluminum panel with brightly screen printed graphics to indicate the On/Off position. Switch has 3/8"-24 terminals and is rated at 175 amp continuous duty. Double pole switch also has 10-32 studs rated at 20 amp continuous duty.

ALL80158 Switch w/Panel (Single Pole)*
ALL80159 Switch w/Panel (Double Pole)†



Severe Duty Switch With Decal

Heavy duty switch mounts in a 3/4" hole in a panel up to 1/4" thick and include a decal to indicate On/Off position. **Switch has 1/2"-20 terminals, is rated at 300 amp continuous duty and is sealed to resist weather and help prevent internal corrosion.** Double pole switch also has 10-32 studs rated at 20 amp continuous duty.

ALL80154 Switch w/Decal (Single Pole)*
ALL80155 Switch w/Decal (Double Pole)†
ALL99045 Replacement Decal



***Single Pole Disconnect** has two terminals and is recommended for vehicles not using an alternator that needs ability to be shut down in the event of an emergency or when securing a vehicle by shutting all power off to the vehicle. Note: When attempting to shut down a vehicle with an alternator using a single circuit battery disconnect, the alternator may continue supplying power to the vehicle ignition system allowing vehicle to continue to run.

†**Double Pole Disconnect** has four terminals with two separate circuits which is recommended for a vehicle with an alternator that needs to be shut down in the event of an emergency.

Battery Disconnect Boots

Protect the terminals on battery disconnects from being accidentally shorted.


ALL76152 Red, 2-Pack
ALL76153 Black, 2-Pack





Electrical Outlets

Universal outlets provide remote 110v connection when powering block heaters, tank heaters or other accessories mounted in a race car. Outlets accept standard three prong extension cords and mount directly into decking or to a chassis mounted bracket. ALL76432 and ALL76436 outlet kits are prewired with 5 feet of 14 AWG wiring.



- ALL76430..... Outlet
- ALL76432..... Outlet w/Wiring
- ALL76434..... Covered Outlet
- ALL76436..... Covered Outlet w/Wiring



Brackets For Electrical Outlet And Quick Disconnect

Steel bracket mounts to the chassis providing a single convenient location to plug in an electrical outlet and a battery quick disconnect (ALL76320).



- ALL60352..... Weld-On Bracket
- ALL60353..... Bolt-On Bracket



Battery Quick Disconnects

Disconnects provide a connection for battery charging, or for quick battery changes during a race. Prevent accidental reverse polarity. Choose from 50 or 175 amp ratings. Sold in pairs and include cable terminals.



- ALL76320..... 50 Amp Gray Disconnects, 1-Pair
- ALL76322..... 175 Amp Red Disconnects, 1-Pair

Replacement Parts

- ALL76321..... 6 Gauge Terminals For ALL76320, 1-Pair
- ALL76323..... 2 Gauge Terminals For ALL76322, 1-Pair

Bracket For Quick Disconnects

ALL60350

Steel bracket mounts battery disconnect (ALL76320) to the bend on the underside of deck panels found on late models and modifieds.



Quick Disconnect Covers

Covers install over the end of the quick disconnects to help prevent dirt and debris from entering the connections. Covers have a built in lanyard to keep the cover close to connector and for easy assembly.



- ALL76324..... Cover For 50 Amp Quick Disconnect
- ALL76325..... Cover For 175 Amp Quick Disconnect

Quick Connect Battery Charging Posts

Two-piece, color-coded connectors make safe, out-of-car connection to battery charger quick and easy. Female ends have 1/2"-20 threaded studs that connect to battery cables and pass through a 5/8" hole in a panel up to 1/8" thick. Male ends of connectors fit on battery charger cables. Shafts are tapered for tight, secure connections.

- ALL76300..... Red
- ALL76310..... Black
- ALL76301..... Red Female Connector Only
- ALL76302..... Red Male Connector Only
- ALL76311..... Black Female Connector Only
- ALL76312..... Black Male Connector Only



Battery Charging Posts

Mount remote charging posts through a body panel for access to battery terminals and quick, easy, battery charging. Posts have 3/8" studs and have color coded caps for safety. Posts require a 1.25" mounting hole.

- ALL76139..... Kit (1 Red And 1 Black)
- ALL76140..... Red Post Only
- ALL76141..... Black Post Only



Charging Post Bracket ALL60064

Securely mount Allstar charging posts on vehicles where battery is not easily accessible. Pre-drilled holes allow quick mounting to frame or body. Double-D hole design positions posts close together, but provides enough room for charging or jumper cable clamps. Charging posts sold separately. (ALL76140 and ALL76141).



GM Single Wire Alternators

Completely remanufactured GM Delco single wire alternators are easily hooked-up. Housings are natural finish aluminum. Choose from 63 or 80 amp capacities.

- ALL80500..... 63 Amp, Full Size, 10.3 Lbs.
- ALL80501..... 80 Amp, Compact Size, 9 Lbs.



GM Single Wire Chrome Alternator ALL80505

Chrome finish, single wire GM alternator with aluminum housing has a 100 amp capacity.



Dona Marcoullier

Photo: John Berglund

Street Performance Chevy Mini-Starter ALL80525

SB Chevy clockable starter has twelve mounting positions and is a good choice for street engines including crate motors. Starter has 1.4kw permanent magnet and weighs only 7.5 lbs. Clears most kickout oil pans and works with 153- and 168-tooth flywheels or flexplates. Use with compression ratios up to 10.5:1. Mounting bolts and shim kit included.



Replacement Parts

- ALL80526..... Starter Solenoid
- ALL80527..... Bolts And Shims

Chevy Mini-Starter ALL80520

It's smaller, lighter and offers several mounting options. Perfect starter for race cars with clearance problems in the chassis or around header pipes. Chevy 153- and 168-tooth applications. Starter has 1.4kw permanent magnet, weighs just 9.6 lbs. and includes bolts and shims.



Replacement Parts

- ALL80521..... Starter Solenoid
- ALL80522..... Starter Drive Assembly
- ALL80523..... Starter Pinion
- ALL80524..... Bolt And Shim Kit

Chevy Mini-Starter ALL80515

3HP high-torque gear reduction, block mount Chevy mini-starter. In-line mounting block will fit either 153- or 168-tooth flywheels and has rotation holes for added clearance. Mounting bolts and shim kit included.



GM LS Mini-Starter ALL80516 NEW!

Block mount GM LS gear reduction mini-starter works with 168-tooth flywheels and provides increased starting performance over OE style starters. Starter features a 3-position mounting block which allows the starter motor to be rotated for additional clearance around exhaust and frame obstructions. A high torque 3HP motor combined with 3.75:1 gear reduction is ideal for engines with up to 11:1 compression ratio.



Replacement Part

- ALL80521..... Starter Solenoid

Bert/Brinn Starter ALL80530

Bert/Brinn Starter can handle up to 16:1 compression. 4.4:1 gear reduction starter has a 1.4kw motor that produces 1.9 horsepower and 200 ft./lbs of torque.



Heavy Duty Bert/Brinn Starter ALL80532

Heavy duty starter with a 3HP motor is designed to handle up to 16:1 compression engines.



Universal Heat Wrap ALL34238

Heat resistant material measures 7" x 22" making it ideal for wrapping starter motors, or other components that are close to high heat areas. Wrap features a reflective material on one side to protect against radiant heat and includes two 24" long stainless steel tie wraps for securing material.



Starter Solenoid ALL76203

Ford-style solenoid is perfect for use with high torque racing starters. Flat base eases mounting, and a remote under-hood starter switch or timing light hook-up can be easily adapted. Solenoid is offered separately, or may be ordered with installation kit (ALL76202), that includes wiring, terminals and hardware.



Solenoid And Installation Kit ALL76202

Relocate starter solenoid away from direct engine heat to provide easy access and eliminate hot start problems common on General Motors vehicles. An under hood starter switch can also be added. Includes standard duty, Ford-style solenoid, mounting screws, terminals and wiring kit.



Related Part

- ALL76201..... Installation Kit Only

Solenoid Jumper Wires

Jumper wire completes the circuit to the starter solenoid on the starter when using remote mounted solenoids such as ALL76203.



- ALL76208..... Jumper Wire With Spade Terminal
- ALL76209..... Jumper Wire With Ring Terminal

Remote Starter Switch Kit ALL76205

Kit includes a low profile, steel cased foot pedal with 8 foot cord and assorted wire ends to work with many applications. Provide hands free engine cranking when adjusting valves.



Plunger Style

Brake Light Switch **ALL76253**

Popular two terminal brake light switch found in most vehicles from the 1950's to today. Ideal for most applications, switch is spring loaded to the on position and turns off when contacted by the brake pedal assembly. Switch has 1/2" threads with jam nuts for easy mounting in a bracket, and two .250" blade type terminals.



Lever Style

Brake Light Switch **ALL76250**

Switch is commonly used with under-floor mounted brake pedal assemblies when switch can contact the brake pedal arm. Spring loaded switch is designed to return to the open position and has two #10-32 tapped mounting holes, 5/8" on centers. Designed for easy two wire connection, one "+" supply and the other to power brake lights or a brake light relay. Switch is rated at 4.5 Amps and features two male bullet terminals.



Pressure Activated Brake Light Switches

Switch is plumbed into the brake system and is activated by closing the electrical connection with rising brake pressure (60-120 PSI). Designed for easy two wire connection, one "+" supply and the other to power brake lights or a brake light relay. Switches are rated at 4.5 Amps and have 1/8"-27 dry seal mounting threads.



ALL76252

ALL76251

ALL76251 Male Bullet Terminals
ALL76252 6-32 Screw Terminals

Brake Pressure Safety Switch **ALL76255**

Brake pressure switch is wired into the ignition system and kills power to ignition when a sudden spike in brake pressure is sensed during the event of an accident or emergency. Switch has an adjustable cut-off pressure from 700-1900 PSI and resets automatically when brakes are released. A weatherproof cover protects the inner adjustment screw and seals the 18" long pigtail leads. 1/8"NPT male threads.



High Performance Distributors For Use With Ignition Box

This high performance distributor is an excellent choice for many types of motorsports. Requires an aftermarket ignition box (such as an MSD, Accel, Crane or Mallory) and an external coil such as ALL81230. Housing is CNC-machined 6061-T6 aluminum with an upper support bearing and an extra-long lower bronze bushing for smooth operation and accurate timing at higher RPMs. Distributor includes a molded cap and rotor with brass and stainless steel contacts, a mechanical curve kit with advance springs and stop bushings, manifold gasket, housing O-rings, spark plug wire retainer cap with screws and instructions.




ALL81220 Chevrolet V8*
ALL81216 Chevrolet V8* w/Vacuum Advance
ALL81221 Chevrolet V8* w/Adjustable Collar
ALL81218 Chevrolet V8* w/Adjustable Collar, Dual Pick-Up
ALL81246 Ford V8 221-302
ALL81248 Ford V8 351W
ALL81250 Ford V8 351C, 400C/M, 429-460

*Excluding 348-409 CID

Note: Distributors include melonized drive gears compatible with most flat tappet or hydraulic roller camshafts. If used with a mechanical roller camshaft, a bronze or other compatible gear should be used as recommended by cam manufacturer.

Replacement Parts



ALL81224

ALL81225

ALL81228

ALL81224 Cap And Retainer (Chevrolet)
ALL81226 Cap And Retainer (Ford)
ALL81225 Rotor
ALL81228 Magnetic Pick-Up

CD Ignition Coil **ALL81230**

High output ignition coil is specifically designed for use with capacitive discharge ignition systems. 40,000 volt coil is recommended for use with Allstar Performance HP series distributors. Sturdy, high impact housing is epoxy filled to protect against vibration. Extruded aluminum bracket eases mounting. Mounting hardware, anti-vibration mounting pads, ring terminals and high temperature silicone boot are included.



Bobby Stremme

Photo: John Berglund



David Stremme

Photo: John Berglund

Street/Strip Distributors


These distributors are a great choice for street/strip applications. A performance distributor combined with the added benefit of an adjustable vacuum advance for street use. Simple three wire connection only requires a 12v power source and an external coil such as the ALL81232, which is designed specifically for ready to install distributors. The small bodied design is perfect for early muscle cars where firewall clearance is often a concern. CNC-machined 6061-T6 aluminum housing has a sealed upper support bearing and an extra-long lower bronze bushing for smooth operation and accurate timing at higher RPMs. Distributors include a molded cap and rotor with brass and stainless steel contacts, a vacuum advance lock out, a mechanical curve kit with advance springs and stop bushings, spark plug wire retainer cap with screws and instructions.

- ALL81222 Chevrolet V8*
- ALL81240 Ford V8 221-302
- ALL81242 Ford V8 351W
- ALL81244 Ford 351C, 400C/M, 429-460
- ALL81252 Ford V8 332-428 FE
- ALL81254 Pontiac V8 326-455

*Excluding 348-409 CID

Note: Distributors include melonized drive gears compatible with most flat tappet or hydraulic roller camshafts. If used with a mechanical roller camshaft, a bronze or other compatible gear should be used as recommended by cam manufacturer.

Replacement Parts



- ALL81224 Cap And Retainer (Chevrolet)
- ALL81226 Cap And Retainer (Ford)
- ALL81225 Rotor
- ALL81228 Magnetic Pick-Up
- ALL81229 Complete Module Assembly Chevrolet
- ALL81227 Complete Module Assembly Ford

High Output Coil ALL81232

High output coil is specifically designed for use with the high output inductive storage ignition module found in Allstar Performance Street/Strip series distributors. Delivering up to 40,000 volts, this coil has a male secondary tower which offers superior boot and terminal retention and brass primary terminals for maximum conductivity. Includes mounting hardware, ring terminals and high temperature silicone boot.



Chevy HEI Performance Distributors

Distributors have high output coils and adjustable vacuum advances, perfect for upgrading stock HEI distributors for higher RPM. Fit small and big block Chevy (except 348 and 409). Housings are CNC-machined 6061-T6 aluminum with an upper support bearing to provide accurate timing at higher RPM. Include snap-on spark plug wire retainer and instructions.

- ALL81200 Distributor With Coil And Red Cap
- ALL81202 Distributor With Coil And Black Cap

Replacement Parts



HEI Connectors

The proper connector when repairing or wiring HEI ignition systems. Connectors have a built-in retaining clip same as originals to secure connector to ignition cap. The included pigtail wires are also the correct gauge for easy installation.

- ALL81214 12v Ignition Connector
- ALL81215 Tach Connector

HEI Advance Curve Kit

ALL81300

Advance kit fits all '74-79 GM HEI distributors except those that are computer controlled. Includes two weights, center plate, three sets of color-coded springs, two pairs of nylon bushings and complete instructions.



Terry McMillen

ALL81200

ALL81207

ALL81210

ALL81208

ALL81214

Low Profile Chevy Distributor Hold Down **ALL27505**

Strong, steel hold-down clamp with gold iridite finish fits small and big block Chevy V8 and 90° Chevy V6. Flat design provides extra distributor clearance and easy access to hold down fastener. Stud and nut included.



Chevy Distributor Hold Down

Aluminum hold-down keeps distributor secured at high RPM. Fits small or big block Chevy V8 and 90° Chevy V6. Stainless steel stud, nut and washer are included. Choose blue, clear or red anodized.



Description	Blue	Clear	Red
Chevy Distributor Hold Down	ALL27502	ALL27503	ALL27504

Chevy Distributor/Magneto Hold Down **ALL27500**

Aluminum hold down fits most aftermarket distributors and magnetos. An Allen head bolt prevents distributor from turning in the clamp so distributor can be removed and reinstalled without resetting the timing. Fits all Chevy V8 except 348-409. Will not fit Mallory magnetos.



Iron Distributor Gears

Melonized or Melonite coated gears are direct replacement for Allstar Performance and other stock and performance distributors. Iron gears are suitable for applications using high volume oil pumps.



ALL81308 0.491" Dia. Shaft Chevy V8
 ALL81309 0.500" Dia. Shaft Chevy V8
 ALL81316 0.468" Dia. Shaft Ford 221-302
 ALL81317 0.531" Dia. Shaft Ford 351W
 ALL81318 0.531" Dia. Shaft Ford 351C, 400C/M, 429-460

Bronze Distributor Gears

When installing a steel billet roller camshaft, a bronze distributor gear must be installed in place of the original cast iron gear. Gears made of premium aluminum bronze offer high strength to withstand the stresses created by high pressure oil pumps. Roll pins are included.



ALL81310 0.491" Dia. Shaft
 ALL81311 0.500" Dia. Shaft
 ALL81315 Replacement Distributor Gear Roll Pin



Luke Johnson

Photo: Mike Reusche

CD Ignition Coil **ALL81230**

High output ignition coil is specifically designed for use with capacitive discharge ignition systems. 40,000 volt coil is recommended for use with Allstar Performance HP series distributors. Sturdy, high impact housing is epoxy filled to protect against vibration. Extruded aluminum bracket eases mounting. Mounting hardware, anti-vibration mounting pads, ring terminals and high temperature silicone boot are included.



High Output Coil **ALL81232**

High output coil is specifically designed for use with the high output inductive storage ignition module found in Allstar Performance Street/Strip series distributors. Delivering up to 40,000 volts, this coil has a male secondary tower which offers superior boot and terminal retention and brass primary terminals for maximum conductivity. Includes mounting hardware, ring terminals and high temperature silicone boot.



Canister Style Ignition Coil **ALL81234**

45,000 high volt, oil filled coil for electronic breakerless ignitions has low primary resistance and 112:1 turn ratio for improved throttle response and more power at higher rpms. Coil fits all standard O.E.M. brackets or Allstar ALL81236 coil bracket.



Coil Mounts

Use this lightweight, anodized aluminum bracket to mount canister type ignition coil to chassis quickly and securely.



ALL81320 Mount For 1-1/2" Tubing
 ALL81322 Mount For 1-3/4" Tubing
 ALL81324 Flat Mount

Coil Bracket **ALL81326**

Universal coil mount for standard size canister style ignition coils up to 2-1/4", includes threaded cross bolt to aid in mounting.



LS Coil Mounting Brackets **ALL26212**


LS coil mounting brackets are black steel and sold as a pair.



MSD Box Mount

ALL81330

Box mount provides a quick release method for replacing MSD6420, 6425, 6430 and other ignition boxes with 7-1/2" x 3-1/2" center to center mounting dimensions. Kit includes aluminum box mount, four quick turn fasteners, springs and 1/8" aluminum rivets.



Spark Plug Index Shims

Stackable shims index spark plugs at 30° intervals up to 360° properly positioning ground strap in cylinder head for increased power and clearance between spark plug and piston. Shims are intended for use with 14mm flat seat spark plugs only. Package of 24 shims contains 12 silver 60°, 12 black 90°, detailed instructions and dial chart.



ALL96505..... Shim Kit, Standard O.D. (.800")
 ALL96506..... Shim Kit, Small O.D. (.720")*

*Shims are designed for close tolerance spark plug pockets such as those on ALL-PRO cylinder heads.

Spark Plug Indexing Tool **ALL96510**

Indexing positions the ground strap of the spark plug properly for best piston dome clearance and un-shrouds the electrode for a more even burn and possible gains of 5-15 horsepower. Works with flat gasket or taper seat 14mm spark plugs. Includes instructions.



Spark Plug Gap Tool

ALL96515

Used to set consistent plug gap. Insert plug into holder, then put feeler gauge between ground strap and electrode. Gently turn knurled knob until feeler gauge is snug.



Spark Plug Gap Tool Kit

ALL96516

Spark plug gap tool quickly and accurately gaps 14mm threaded spark plugs. Thread spark plug into tool, place the correct size feeler gauge beneath the ground strap then tighten knob to set plug gap. Includes 17 different feeler gauge sizes .010" thru .035".



NEW!

Spark Plug Race Wire Sets

NEW!

Custom length SBC wire sets feature 8mm spiral core race wire with pre-terminated ends and universal coil wire. Sets feature shrink sleeved ends and cylinder identification numbers.

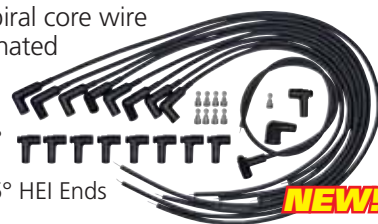
ALL81365 Set Without Sleeving, Under Header
 ALL81366 Set Without Sleeving, Over Valve Cover
 ALL81370 Set With Sleeving, Under Header
 ALL81371 Set With Sleeving, Over Valve Cover



Universal Spark Plug Race Wire Sets

Universal length 8mm spiral core wire sets include a non-terminated end, ends and boots for a build to length option.

ALL81360 Set With 90° HEI Ends
 ALL81361 Set With 135° HEI Ends



NEW!

Coil Wire Kits

NEW!

Kit includes 36" of spiral core race 8mm wire, ends, connectors and wire stripping/crimp tool.

ALL81380 Kit Without Sleeving
 ALL81381 Kit With Sleeving

Spark Plug Boot Sleeves

Fiberglass braided sleeves are heat resistant to protect spark plug boots from header heat up to 1,200°F. 7-1/2" long sleeves slide over a variety of boots.

ALL34272 Natural, 8-Pack
 ALL34273 Natural, 2-Pack
 ALL34274 Black, 8-Pack
 ALL34275 Black, 2-Pack



SB Chevy

Spark Plug Wire Loom Set **ALL81340**

Polished aluminum spark plug wire loom fits wires up to 9.5mm. Includes mounting hardware. Engines with center bolt style valve covers require ALL81341 mounting kit. Package of 2.

Note: may not clear oil dipstick or exhaust manifolds on some later model engines with "log" style manifolds.



Related Item

ALL81341 Mounting Kit For Centerbolt Covers



Spark Plug Wire Separator Set **ALL81345**

Black plastic set will fit up to 9mm wires. Includes two of each 2-, 3- and 4-hole separators.



Spark Plug Wire Retainer **ALL81350**

No more melted plug wires from hot exhaust. These aluminum retainers will neatly mount separated 4-wire sets to the front or rear of cylinder head. Package of 2.





6 Qt. Claimer Oil Pans And Pick-Up

Small block Chevy pans have a 6 quart capacity and are 7" deep. Two swinging trap doors and a built in baffle provide consistent oil control. Oil pan fits pre-'86 blocks with 2-pc rear main seal.



ALL26132

- ALL26132 L.H. (Driver's Side) Dipstick
- ALL26133 R.H. (Passenger's Side) Dipstick
- ALL26134 Pick-Up For Use With Standard Volume Pumps
- ALL26135 Pick-Up For Use With High Volume Pumps

Magnetic Drain Plug ALL87040

Replacement plug for standard 1/2"-20 drain holes has a magnetic end to capture small particles in oil or to help identify a problem early.



SB Chevy Rear Main Seal Adapters

Billet aluminum adapter allows installation of a two-piece style crankshaft seal and early (pre-1986) crankshaft into a 1986 and newer SB Chevy (pre-LS) engine. Adapters include mounting hardware. Alignment tool ALL26127 (sold separately), is recommended to ensure proper installation and centering of adapter plate.



ALL26125

ALL26126

ALL26127

- ALL26125 Seal Adapter For Early (Pre-'86) Oil Pan
- ALL26126 Seal Adapter For Late (86'-Up) Oil Pan
- ALL26127 Alignment Tool


Main Bearing Spacer Kit ALL26124

Use main bearing spacers to install Chevy 350 crank in a 400 block.



Balancing Plate ALL26120

Install between crankshaft flange and flexplate to use a Chevy 350 flexplate or flywheel with a 400 crank.



Plastigage® Kit ALL96475

Plastigage strings are a simple and accurate way to verify crankshaft, main and rod bearing clearances. Kit includes two green .001" to .003" and one red .002" to .006" (12" long strings) individually packaged inside calibrated sleeves. Detailed instructions are included.



Oil Filter Adapters

Oil filter adapters are a stock replacement mount for securing oil filter to engine block when rebuilding or replacing an engine.



ALL92000

ALL92003

- ALL92000..... Fits Most 1968-96 SB Chevy Including LT1, And 1968-90 Gen IV BB Chevy Engines. Aluminum Adapter With Bypass Valve Bolts To Block And Has 13/16"-16 Threads To Accept Oil Filter
- ALL92001 Bolt Kit For ALL92000, 2-Pieces
- ALL92003 Fits Most SB Ford 302-351W Engines. Adapter Threads Into Block With 1-1/16"-12 Threads, And Has 3/4"-16 Threads To Accept Oil Filter
- ALL92004..... Fits Most Gen V And VI 1991-Up BB Chevy Engines. Adapter Threads Into Block With 1"-12 Threads, And Has 13/16"-16 Threads To Accept Oil Filter



ALL92004

In-Line Oil Filter

Aluminum in-line oil filter housing includes a specialty made hi-flow high performance Wix filter element. Hex end caps disassemble for easy cleaning and are O-ringed for a leak-proof seal. CNC-machined clear anodized housing is 7-3/4" long x 2-1/2" diameter.

- ALL92040..... -16AN Fittings
- ALL92041 -12AN Fittings



Related Parts

- ALL92043..... Replacement Filter Element
- ALL92044..... 1-1/2" Bracket
- ALL92045..... 1-3/4" Bracket
- ALL92046..... Flush Mount Bracket

Engine Oil Pressure Primer Tank ALL10535

Primer tank supplies initial oil to the oil pump in engines equipped with a crank driven oil pump. Fill primer tank with engine oil then apply compressed air to force the fluid throughout the engine via the oil pressure sender/switch port to pre-lube the entire engine including the oil pump. Tank features include a fill cap with safety pressure release slot (sealed by o-ring), an easy to read pressure gauge and a quarter turn on/off supply valve. The oil supply line is a durable 90" long steel braided hose with -4AN ends and includes a fitting with male 1/8"-27NPT threads. Adapter fittings sold separately.



NEW!

Aluminum Oil Inlet Fittings

Aluminum fittings adapt NPT to AN threads which are commonly used when connecting oil lines and may also be used for other applications. Length stated is overall length. ALL90045 features two additional 1/8"NPT ports commonly used when plumbing valve spring oilers.

- ALL90048 3/8"NPT to -10AN, 3" Long
- ALL90043 1/2"NPT to -10AN, 3" Long
- ALL90046 1/2"NPT to -10AN, 4" Long
- ALL90044 1/2"NPT to -12AN, 3" Long
- ALL90045 1/2"NPT to -12AN, 3-1/2" Long (With 1/8"NPT Ports)



ALL90044 ALL90045

Inline Oil Temperature Tees

Install in the oil return line (pump-to-tank) to adapt a probe for an oil temperature gauge. All inline tees have 1/2" NPT threads for probe fittings and 1/4" holes for mounting.



- ALL90040 -10AN
- ALL90041 -12AN
- ALL90042 -16AN

Reducer Fittings

Reducer fittings are an economical way to reduce the male AN thread size on items such as oil coolers and inline temperature T-fitting.



- ALL90075 -10AN To -8AN
- ALL90076 -12AN To -10AN

Polished Round Dry Sump Tanks

Aluminum 6" tanks feature a highly polished finish and a completely removable top to enable thorough cleaning. Three internal baffles are fastened to the top for easy removal and cleaning. All tanks have two 3/8" NPT female ports on the top cover for vent lines or return lines and a 3/8" female NPT bottom port for easy draining. Tanks are offered in two versions, an AN version with a 16AN return fitting and a 3/4" NPT female supply fitting or an NPT version with two 3/4" NPT female ports for return and one 3/4" NPT female supply port. Mounting brackets must be purchased separately.



ALL36095

ALL36101

Tank With AN Fittings

- ALL36101 16" Tall, 6 Qts.*
- ALL36102 18" Tall, 7 Qts.*

Tank With NPT Fittings

- ALL36095 16" Tall, 6 Qts.*
- ALL36096 18" Tall, 7 Qts.*

Replacement Parts

- ALL36124 Cap
- ALL99075 Top O-Ring



ALL36124

ALL99075

*Capacity listed is fluid filled to approximately 4" from top of tank.
Note: 1" of tank height equals approximately 1/2 quart of fluid.

Round Dry Sump Tank Mounting Kit **ALL36094**

Mounting with front motor plate on left side of engine, bracket angles outward slightly for extra clearance, and its non-slip material protects the tank. Mounting straps and tank protectors are included.



Sprint Car Dry Sump Tank Mounting Brackets

Mounting brackets are designed to mount 6" diameter tanks to the left front corner of standard small block Chevy engines. Commonly mounted with ALL38145 sprint motor plate, the upper bracket utilizes the water pump mounting holes and the lower bracket fastens to the early front engine mount mounting hole.



ALL36092



ALL36093

- ALL36092 Upper Tank Mount
- ALL36093 Lower Tank Mount

Polished Rectangular Dry Sump Tank **ALL36100**

Polished rectangular aluminum tank is completely washable. With removable top, three -12AN male fittings (two located near the top, one near the bottom), and two 3/8" NPT female outlets (one top, one bottom). It's perfect for use on open wheel cars or even on dynamometers. Internally baffled tank is 5" deep x 7" wide x 19" tall with a 10 quart capacity. Three internal baffles are drilled and fastened to the lid for easy removal and cleaning.



- ALL36124 Replacement Cap

Immersion Heaters

Immersion style heater preheats oil in wet sump oil pan or dry sump tanks to reduce overall warm up time and improve lubrication during initial start up. 5/8" diameter stainless steel sleeve inserts into pan or tank and secures with a welded on 1/2" NPT brass screw-in fitting. 120-volt operation.



- ALL76415 4-3/4" Long Heater Element w/3' Long Cord, 400W
- ALL76416 7-1/2" Long Heater Element w/12" Long Cord, 250W

Heating Pads

High temperature silicone heating pads externally preheat oil in wet sump oil pans, dry sump tanks and automatic transmission pans reducing overall warm up time and improving lubrication during initial start up. 3" cord, 120-volt operation.



ALL76422

- ALL76420 2"x15", Self Adhesive Pad, 200W
- ALL76422 5"x7", Self Adhesive Pad, 375W
- ALL76424 6"x12", Velcro Strapped Pad For 6" O.D. Tanks, 435W



James McFadden

Photo: Phil Jordison

SB Chevy Oil Restrictors

Oil restrictors reduce the amount of oil flow to the top of the engine, reducing the risk of evacuating the oil pan in continuous high rpm engines while allowing more oil to be directed to the main and rod bearings. Restrictors have a .055" I.D. hole and include two extra O-ring seals. Package of 2.

- ALL90070..... SB/BB Chevy, Aluminum With Hex Head
- ALL90071..... SB Chevy Bowtie Block, Steel With Allen Head

Note: Not recommended for hydraulic lifter engines.



Dart/Chevy SHP Oil Restrictors

Oil restrictors for use in Dart SB Chevy SHP blocks are specifically designed for the priority main oil system to reduce the amount of oil flow to the top of the engine, reducing the risk of evacuating the oil pan in continuous high rpm engines. Kit includes two restrictors, an extra O-ring and detailed installation instructions.

- ALL90072..... Restrictor Kit With .090" I.D. Hole
- ALL90073..... Restrictor Kit With .030" I.D. Hole

†Smaller port size may be modified as needed for preferred amount of oiling.



Oil Coolers - Flange Mount

Adding an oil cooler to a vehicle increases engine life and reduces engine operating temperature. Engine oil not only lubricates but also removes a large amount of heat from the engine. Top engine builders recommend and often require use of an oil cooler. Coolers have a 1/2" NPT female bung commonly used for connecting a temperature sending unit or similar accessories and have built in flanges for mounting to the deck underside of most dirt late models, modifieds or other vehicles that would benefit from use of an oil cooler.

- ALL30146..... Cooler With -10AN Fittings, 4" x 15" x 3-1/2" Tall For Most Wet Sump Systems
- ALL30145..... Cooler With -12AN Fittings, 8-3/4" x 15" x 3-1/2" Tall For Most Dry Sump Systems



Oil Cooler Scoops

Scoop mounts to the deck of most race cars above the oil cooler forcing air through the oil cooler to aid cooling. Black plastic scoop has a carbon fiber look and measures 11" x 7" with a 3" tall opening and approximately a 1" mounting lip.


- ALL23228..... Scoop With 7" Wide Opening
- ALL23229..... Scoop With 11" Wide Opening



Linear Engine Oil Coolers

Finned aluminum coolers have 3/4" NPT ends and T-slots for easy mounting.

- ALL30142..... 3 Ft.
- ALL30143..... 4 Ft.
- ALL30144..... 5 Ft.



SB Chevy Lifter Valley Vents

ALL90065

Lifter valley vents positively vent the crankcase and eliminate oil drain-through and windage losses. When used with valley screens, vents prevent damage from broken valvetrain components. Vents have 1/4" NPT threads and a 9/16" hex head to ease installation. Package of 8.



Breather Tanks

Aluminum breather tanks are 11-1/2" x 3", include mounting bracket, clamp on breather element, drain, and one or two 3/8" NPT bung(s). ALL36109 can vent two systems. Ideal for dry sumps and rear ends.

- ALL36108..... Tank With One Bung
- ALL36109..... Tank With Two Bungs

Replacement Parts

- ALL36202..... 1-1/2" Washable Breather
- ALL99030..... 1/4" NPT Petcock
- ALL99031..... 3/8" NPT To 1/4" NPT Fitting



Mini Breather Tanks

Small capacity, spun aluminum tank will vent dry sump tank, transmission or rear end. Tank has a 1/4" NPT bung on bottom and a clamp style bracket for mounting to chassis tubing.

- ALL36140..... Clamps To 1-1/2" Dia. Tubing
- ALL36141..... Clamps To 1-3/4" Dia. Tubing
- ALL36103..... Replacement Breather Element



Engine Diaper

ALL69011

Engine diaper will help contain engine oil and fragments if an engine failure occurs. Increase safety and reduce the chance of control loss due to debris on the racing surface. Diaper wraps around oil pan and secures to header bolts. Diaper is NHRA approved but is not designed for vehicles that require SFI approved diapers. Diaper features a sewn-in, non-replaceable oil absorbent pad and is 23" long x 12-1/2" high x 12" wide.



Replacement Parts

- ALL99043..... Replacement Tabs, 4-Pack
- ALL99347..... Replacement Buckle, 1 Set
- ALL69013..... Engine Diaper Pad, 22" x 30"



Bryant Goldstone

Photo: Matt Hauch

LS Timing Cover Conversion Kit **ALL90090**

LS Timing Cover Conversion Kit adapts a standard small block Ford distributor into CT525 crate and LS series engines, allowing timing adjustment, ability to change mechanical advance curve and also provides an alternative to installing complete computer and fuel injection systems when placing a late model LS engine into an older street performance vehicle. Enjoy the performance and durability of the GM LS series engine with the simplicity and tune-ability of a distributor and carburetor. Kit includes all internal components and new timing cover for converting LS series engines to utilize a standard distributor ignition system and a carburetor with a belt driven or electric fuel pump.



Pontiac Aluminum Timing Cover **ALL90019**

Cast aluminum cover with timing marks includes water pump backing plate and two coolant inserts. Fits most 1969-79 Pontiac V8 engine models including 350, 400 and 455.



SB Mopar Timing Cover **ALL90028**

Aluminum timing cover fits most SB Mopar "LA" series blocks with driver's side timing marks including 273-318-340-360 cid engines.



SB Chevy Timing Cover **ALL90010**

Excellent replacement for distorted and leaky timing covers. Cover fits most popular standard small block Chevrolets.



SB Chevy Timing Cover (BB Chevy Seal) **ALL90012**

Black zinc plated steel timing cover is designed for small block Chevy fitted with an aftermarket crankshaft with a BB Chevy snout.



Related Part

ALL87282..... BB Chevy Timing Cover Seal

Aluminum Timing Covers

Polished cast aluminum covers resist warping and leaking that is common with OE style stamped steel covers. Recessed mounting holes are designed for button head fasteners (ALL99390) for proper installation. Covers clear most double roller style timing chains.



ALL90008



ALL90009

ALL90008 SB Chevy
ALL90009 BB Chevy

Related Part

ALL99390..... Timing Cover Fasteners

Timing Cover Seals


Seal works with stamped steel or aluminum covers.

ALL87280..... SB Chevy
ALL87282..... BB Chevy



ALL87280

SB Ford 302/351 Replacement Timing Covers



ALL90014

ALL90015

ALL90016

ALL90017

ALL90018

New cast aluminum stock replacement timing covers are available in several styles.

ALL90014..... Early Style, With Fuel Pump Mounting Boss And Dipstick Tube Opening

ALL90015..... 1995 Mustang/1996-01 Explorer/Mountaineer Rev. Rotation With Short Water Pump

ALL90016..... 1983-89 Cars/Trucks/SUV's, With ECC Sensor Mount And Fuel Pump Mounting Boss

ALL90017 1985-94 Mustang With EFI

ALL90018..... 1987-96 Trucks With EFI Reverse Rotation

BB Ford Timing Cover **ALL90029**

Aluminum timing cover fits most 429-460cid engines. Cover has provisions for a dipstick tube and mechanical fuel pump for early applications. A dipstick tube plug and a fuel pump block off plate for use with later model fuel injected engines are included.



Billet Timing Covers (For Sprint Cars)

Billet aluminum machined timing cover is lightweight, durable and weighs over one lb. less than cast aluminum covers. Fits major brand oil pumps. Mounting hardware included.

- ALL90080 Standard Cam
- ALL90081 Raised Cam



Aluminum Cam Seal Plates

Aluminum cam seal plate provides a reliable seal and tight fit.



Part No.	Size	Color	Application
ALL90085	2.103"	Black	GM Small Block
ALL90086	2.253"	Gold	Rodeck Block w/1.875 Roller Cam Bearing
ALL90087	2.310"	Blue	Most Blocks w/50mm Roller Cam Bearing
ALL90088	2.382"	Silver	Dart Small Block, Aluminum
ALL90089	-	-	Replacement Cam Plate Seal

Chevy Cam Lock Plate And Bolts **ALL90060**

Kit includes camshaft retaining plate with locking tabs and three alloy steel, 150,000 PSI bolts. Fits all small and big block Chevy's.



Cam Button Spacers

Buttons limit lateral movement of the camshaft in engines without cam thrust plates and reduce friction for "free" horsepower. Machining of the cam sprocket may be required.

- ALL90050 SB Chevy Aluminum, Early With Flat Timing Cover
- ALL90052 SB Chevy Aluminum, Late With Indented Cover
- ALL90054 SB Chevy Roller Bearing
- ALL90053 BB Chevy Aluminum
- ALL90055 BB Chevy Roller



SB Chevy Cam Bearing Installation Tool **ALL96470**



For installing cam bearings quickly and easily without damage. Shaft is steel; pilot and driver are aluminum.

Crankshaft Keys

Replace worn crankshaft keys for proper timing gear and dampener positioning.

- ALL87030 Chevy Short, 2-Pack
- ALL87032 Chevy Long
- ALL87034 Chevy Vortec, LS1/LS2/LS6



SB Chevy Aluminum Gear Drive

ALL90000

Accurate valve timing is assured with the Allstar aluminum gear drive for the small block Chevrolet V8. Plate with built-in idler gear fits under most two-piece timing covers and includes crankshaft and cam gears, needle bearing sets for the front and rear of cam gear, four camshaft dowel pins, and five camshaft gear offset bushings for precise timing adjustments. Gear drive is commonly used with KSEKSD1002 cover and will fit under most stock-type covers such as ALL90010 with slight modifications.



Replacement Parts

- ALL90001 ...Cam Gear
- ALL90002 ...Crank Gear
- ALL90003 ...Idler Gear
- ALL90004...Cam Plate Shims, 10-Pk.
- ALL90005...Cam Degree Bushing Set
- ALL90007...Thrust Washer Set

SB Chevy Aluminum Crankshaft Hub **ALL90030**

Designed specifically for circle track racers, this SB Chevy aluminum crank hub is NOT a harmonic damper. Hub is significantly lighter than a harmonic balancer and dramatically reduces rotating weight for quicker acceleration off the turn. Hub has engraved timing marks at 0° and from 30°-42°, is 4-3/8" in dia., features (3) 3/8"-16 accessory threads and weighs just one pound. Fits all internally balanced small block Chevy engines. Designed for internally balanced engines only and must be balanced with rotating assembly.



Related Part

- ALL90031 Adjustable Aluminum Timing Pointer



Timing Pointers

Black anodized, billet aluminum timing pointers are adjustable to precise timing increments. Chevy pointers are designed for use with stamped steel covers, longer hardware will be required if using a cast aluminum cover.



- ALL90023 SB Chevy 6-1/4" Dia. Balancers
- ALL90020 SB Chevy 6-3/8" Dia. Balancers
- ALL90021 SB Chevy 7" Dia. Balancers
- ALL90024 SB Chevy 7-1/4" Dia. Balancers
- ALL90025 SB Chevy 8" Dia. Balancers
- ALL90026 BB Chevy 6-1/4" Dia. Balancers
- ALL90022 BB Chevy 7" Dia. Balancers
- ALL90027 BB Chevy 8" Dia. Balancers
- ALL90034* ... SB Ford SVO B, 3/8" Bolt
- ALL90035† ... SB Ford SVO C, 3/8" Bolt
- ALL90036* ... SB Ford Stock B, 5/16" Bolt
- ALL90037† ... SB Ford Stock C, 5/16" Bolt

*11-O'Clock Tab Position, Will Not Fit Cleveland Engines
†10-O'Clock Tab Position, Will Not Fit Cleveland Engines

Weld Bungs

Weld-on bungs are available in 6061 aluminum or mild steel and allow additional fittings to be added to radiators, oil pans, building of custom tanks or other components.

Female NPT

Size	O.D.	Aluminum	Steel
1/8"-27NPT	3/4"	ALL50740	ALL50750
1/4"-18NPT	7/8"	ALL50741	ALL50751
3/8"-18NPT	1"	ALL50742	ALL50752
1/2"-14NPT	1-1/4"	ALL50743	ALL50753
3/4"-14NPT	1-3/8"	ALL50744	ALL50754
1"-11-1/2NPT	1-5/8"	ALL50745	-



Male AN

Size	Thread	Flange O.D.	Aluminum	Steel
4AN	7/16"-20	3/4"	ALL50760	ALL50770
6AN	9/16"-18	7/8"	ALL50761	ALL50771
8AN	3/4"-16	1"	ALL50762	ALL50772
10AN	7/8"-14	1-1/8"	ALL50763	ALL50773
12AN	1-1/16"-12	1-3/8"	ALL50764	ALL50774
16AN	1-5/16"-12	1-5/8"	ALL50765	ALL50775
20AN	1-5/8"-12	1-3/4"	ALL50766	ALL50776



Female AN ORB

Size	Thread	O.D.	Aluminum
4AN	7/16"-20	3/4"	ALL50780
6AN	9/16"-18	7/8"	ALL50781
8AN	3/4"-16	1"	ALL50782
10AN	7/8"-14	1-1/8"	ALL50783
12AN	1-1/16"-12	1-3/8"	ALL50784
16AN	1-5/16"-12	1-5/8"	ALL50785



Fill Plug Kits

Kits include a weld-in or bolt-in bung and an easy grip O-ring cap with positive seal. Kits are often used as an inspection plug or a filler plug. Small fill plugs have a 1-3/8" opening, and large fill plugs have a 3" opening.

Small Fill Plug Kits, 1-1/2"-12 Thread

Kit With Aluminum Weld-In Bung

ALL36160 Silver Kit
 ALL36164 Black Kit
 ALL36165 Red Kit
 ALL36166 Polished Kit

Kit With Steel Weld-In Bung

ALL36161 Silver Kit
 ALL36167 Black Kit
 ALL36168 Red Kit
 ALL36169 Polished Kit

Kit With Aluminum Bolt-In Bung

ALL36180 Silver Kit
 ALL36181 Black Kit
 ALL36182 Red Kit
 ALL36183 Polished Kit



Large Fill Plug Kits, 3"-12 Thread

Kit With Aluminum Weld-In Bung

ALL36170 Silver Kit
 ALL36171 Black Kit
 ALL36172 Red Kit
 ALL36173 Polished Kit



Kit With Steel Weld-In Bung

ALL36174 Silver Kit
 ALL36175 Black Kit
 ALL36176 Red Kit
 ALL36177 Polished Kit



SB Chevy Steel Valve Covers

Steel small block Chevy valve covers are an excellent alternative to more expensive and heavier aluminum valve covers. Sold in pairs, one cover is solid without holes and one cover includes two fully welded 1-1/2" baffled breather tubes for proper crankcase venting. Breathers sold separately.



ALL26143 Raw Unpainted
 ALL26145 Yellow Zinc Plated
 ALL26147 Black Painted
 ALL26140 Clear Zinc Plated

SB Chevy Cast Aluminum Valve Covers

Tall polished aluminum valve covers are sold in pairs, with two 1-3/8" baffled breather tubes on one cover. Breathers sold separately.




ALL26137 Centerbolt Covers
 ALL26139 Standard Covers

Related Parts

ALL36204 Non-Shielded Breather, 1-3/8"
 ALL36205 Shielded Breather, 1-3/8"

SB Chevy Fabricated Aluminum Valve Covers

Tig welded covers are lightweight with a thick rail for gasket support. Covers without tubes are perfect for custom modification and use on dry sump systems. 1-3/8" breathers sold separately.



ALL26170 Standard Covers Without Tubes
 ALL26171 Standard Covers With Tubes
 ALL26172 Centerbolt Covers Without Tubes

Related Parts

ALL36204 Non-Shielded Breather, 1-3/8"
 ALL36205 Shielded Breather, 1-3/8"



BB Chevy Fabricated Aluminum Valve Covers

Tig welded valve covers with a thick billet rail are available with or without breather holes for custom modification such as vacuum pump fittings. Recessed bolt pockets and tall design to clear most after-market valvetrain. Hardware included.


ALL26176 Valve Covers Without Holes
 ALL26177 Valve Covers With Holes



Chevy LS Fabricated Aluminum Valve Covers

Tig welded valve covers with a thick billet rail available with or without coil mounts. Tall design to clear most after-market valvetrain. Fill cap (with O-ring seal), gaskets and bolts included. Coil mount sold separate.

ALL26210 Valve Covers Without Coil Mount
 ALL26211 Valve Covers With Coil Mount
 ALL26212 LS Coil Mount



Hold Down Nuts

Easily remove these hold down nuts with a 1/4" extension. The spring ball on your extension holds the nut in place, no wrench or socket needed! Package of 4.

Valve Cover Hold Down Nuts

ALL26320 1/4"-20 Coarse Thread Nuts
 ALL26322 1/4"-28 Fine Thread Nuts



Carb Hold Down Nuts

ALL26324 5/16"-18 Coarse Thread Nuts
 ALL26326 5/16"-24 Fine Thread Nuts



SB Chevy Valve Cover Gaskets

ALL87210 Valve Cover, 5/16" Thick (Cork), Pair
 ALL87214 Valve Cover, 5/16" Thick With Steel Core (Black Coated), Pair
 ALL87216 Valve Cover, 3/16" Thick With Steel Core Vortec Centerbolt (Black Coated), Pair



Breathers

Shielded or non-shielded clamp-on breathers will fit valve cover tubes.

ALL36202 Non-Shielded Breather, 1-1/2"
 ALL36203 Shielded Breather, 1-1/2"
 ALL36204 Non-Shielded Breather, 1-3/8"
 ALL36205 Shielded Breather, 1-3/8"



Breather Sock ALL36208

The breather sock fits over standard 3" diameter, 2-1/2" tall valve cover breathers to help catch residual oil discharged from the engine through valve cover breathers. A practical alternative to wrapping dirty shop rags around valve cover breathers! Socks are easily cleaned with a mild detergent.

NEW!



Breather Filters

Mesh filters add another layer of protection against dirt, dust and debris. Fits 3" diameter breathers typically used on valve covers, breather tanks and helmet systems.

NEW!

ALL26227 Fits Non-Shielded Breathers
 ALL26228 Fits Shielded Breathers



Breather Cover ALL26232

NEW!

Water-repellent cover fits 3" diameter breathers commonly found on valve covers, breather tanks and helmet systems. Cover with drawstring fits both shielded and non-shielded breathers.

SB Chevy Rocker Arm Stud Kit ALL90230

Grade 8, 3/8"-24 original equipment style studs require a 7/16"-14 tapped hole in the head. Studs have a 2.375" overall length. Package of 8.




SB Chevy Flat Pushrod Guide Plate ALL90250

Guide plates are designed for 5/16" hardened pushrods and stabilize valvetrains using high lift camshafts and high pressure valve springs. Package of 8.



Valve Lash Wrenches

Allstar Valve Lash Wrenches save precious time and make valve adjustment easy. No more fumbling with two separate wrenches. Available for Jesel, T&D and other polylock style rocker assemblies.



ALL96400 7/16" Adjuster Wrench, 1/8" Allen Wrench, Jesel Assemblies
 ALL96401 1/2" Adjuster Wrench, 3/16" Allen Wrench, T&D Assemblies
 ALL96402 9/16" Adjuster Wrench, 3/16" And 7/32" Allen Wrenches, For Stud Girdle Assemblies
 ALL96403 5/8" Adjuster Wrench, 3/16" And 7/32" Allen Wrenches, Poly Lock

High Performance 11/32" Umbrella Valve Seals ALL90235

High quality umbrella style seal moves with valve and deflects oil away from valve guide area. Seals have an O.D. of .750" to fit under most stock or larger diameter valve springs and a .580" I.D. to clear valve guides on most engines. Seals require no machining for installation. Set of 16.



Intake Manifold Bolt Kit ALL87010

Grade 8, 12-point flange clear zinc bolts are 3/8" x 1-1/8" long to fit small block Chevys and Chrysler "A" and "B" engines where clearance is insufficient for standard hex head bolts. Sets of 12 include stainless washers.



High Performance PTFE Valve Seals




Seals have spring loaded wipers for maximum oil control. Machining is required for most installations. Set of 16.

- ALL90240..... 11/32" Valve Seals, .620" Seal O.D., .531" Mach. Tool Guide O.D.
- ALL90241..... 11/32" Valve Seals, .600" Seal O.D., .500" Mach. Tool Guide O.D.
- ALL90242..... 3/8" Valve Seals, .620" Seal O.D., .531" Mach. Tool Guide O.D.
- ALL90244..... 5/16" Valve Seals, .620" Seal O.D., .531" Mach. Tool Guide O.D.

Chevy Cylinder Head Bolts

Original equipment Grade 8 cylinder head bolts are ideal for stock or budget performance rebuilds.



- ALL87000..... SB Chevy, 34-Pack
- ALL87002..... BB Chevy, 32-Pack

ALL87002

Head Dowel Pin Kits

Dowel pins are an often overlooked item when performing a rebuild or upgrading cylinder heads. Dowel pins keep gaskets in position and properly align cylinder heads to the engine block. Kits include four pins.



- ALL87020..... SB Chevy
- ALL87026..... BB Chevy
- ALL87024..... LS GM
- ALL87028..... SB Ford

Port And Polish Kit ALL11052

Kit includes an assortment of 60, 80 and 120 grit cartridge rolls for cleaning and modifying intake and exhaust ports to match gaskets, remove casting marks and for smoothing out runners. Two 1/4" mandrels are included with each kit.



Dykem Layout Fluid ALL12070

Apply layout fluid to the work surface to enhance visibility of scribes during fabrication. Blue fluid dries in minutes to a uniform, thin film without cracking or chipping. 4 oz. container has a built-in brush under cap. Not intended for use in set up of ring and pinion gear sets.



SB Chevy Fuel Pump Mount Plate ALL40254

O.E. style plate replaces lost or missing mounting plate required to mount mechanical style fuel pump to most small block Chevrolet engines. Clear zinc plated finish may also be painted to match original appearance. Mounting hardware included.




SB Chevy Fuel Pump Block Off Plate ALL40255

Plate covers mechanical fuel pump engine opening on most small block Chevrolets when omitting a mechanical style fuel pump. Plate is often used when converting to electric or belt driven fuel pumps. Clear zinc plated finish may also be painted.



Billet Aluminum Fuel Pump Block-Off Plates

CNC-machined billet aluminum plates cover the mechanical pump opening in the engine block and include a gasket and stainless steel fasteners.



ALL40306



ALL40303

ALL40301

ALL40305

Description	Blue	Clear	Red	Black
SB Chevy	ALL40300	ALL40301	ALL40302	ALL40306
BB Chevy, SB/BB Ford*, SB/BB Chrysler	ALL40303	ALL40304	ALL40305	ALL40307

*Will not fit Ford 351C, 351M-400.

SB Chevy Aluminum Exhaust Block Off Plates



ALL34212

ALL34214

Aluminum block off plates seal standard and spread port SB Chevy exhaust ports during engine storage or repairs. Plates protect against moisture, dust and dirt.



ALL34210

- ALL34210 Standard, Individual Plates, 1/8"
- ALL34212 Standard, 1-Piece Design, 1/16"
- ALL34214 Spread Port, 1-Piece Design, 1/16"

SB Chevy Plastic Exhaust Block Off Plates

One-piece design 1/4" thick block off plates seal exhaust ports during engine storage or repairs. Plates protect against moisture, dust and dirt. Sold in pairs.



ALL34213

ALL34215

ALL34217

- ALL34213 Standard 23°
- ALL34215 Spread Port And Dart (Excluding 23°)
- ALL34217 SB2

SB Chevy "Ram Horn" Exhaust Manifolds

ALL34200

"Ram Horn" manifolds have increased exhaust flow over traditional manifolds and added steering shaft clearance. Ideal for street rods and classes requiring cast iron exhaust manifolds. Sold in pairs.



Header Tab Kits

Weld to headers to hold slip-on collectors in place or use to retain primary tubes on adjustable headers. Kit includes two pairs of tabs, two bolts and two hex nuts. Two tabs are recommended to secure each collector. Tabs are .085" thick.



ALL60040

ALL60039..... 3/4" Tall Tabs x 1-1/2" Long (When Combined 2-1/2" Long), 2-Pack

ALL60040 1" Tall Tabs x 2-1/2" Long (When Combined 4" Long), 2-Pack

O² Sensor Plug And Bung

Hard-to-find O² sensor fittings work in a variety of uses.

ALL34150 18mm Sensor Plug
 ALL34152 18mm Sensor Bung, Angled
 ALL34153 18mm Sensor Bung, Straight



ALL34150

ALL34152

ALL34153

Swivel Exhaust Hanger **ALL34220**

Hanger swivels horizontally and vertically to simplify mounting in any position. Bolt or weld to chassis to support additional weight of mufflers, turndowns, etc. Steel strapping is 1/8" thick.



Crankcase Evacuation System **ALL34145**

Reduce crankcase pressure for optimum piston ring seal, fewer oil leaks and better engine performance. System includes two of each: chrome plated push-in breathers, check valves, weld-in 3-1/2" long threaded pipe adapters, rubber breather grommets and four hose clamps. Evacuation hoses not included. Use with 5/8" diameter hose.



Electric Exhaust Cut Out **ALL34230**

Eliminate the need to manually uncap the exhaust. Bolt-on aluminum exhaust cut out is 3" in diameter and bolts to most adapter flanges. Sold each.



IMPORTANT! ALL34232 or ALL34233 harness (sold separately) is required for proper operation.

Related Parts

ALL34232 Single System Harness
 ALL34233 Dual System Harness

ALL34233

Header Wrap

Reduce under-hood temperature while containing header tube heat for increased power. Fiberglass woven wrap is available in natural or black rolls.



1" Wide Rolls

ALL34240 Natural 15'
 ALL34241 Natural 25'
 ALL34242 Natural 50'
 ALL34243 Natural 100'
 ALL34250 Black 15'
 ALL34251 Black 25'
 ALL34252 Black 50'
 ALL34253 Black 100'

2" Wide Rolls

ALL34244 Natural 15'
 ALL34245 Natural 25'
 ALL34246 Natural 50'
 ALL34247 Natural 100'
 ALL34254 Black 15'
 ALL34255 Black 25'
 ALL34256 Black 50'
 ALL34257 Black 100'

Stainless Steel Cable Ties

ALL34262 7-1/2" Long, Package of 8
 ALL34264 14-1/2" Long, Package of 4



Universal Heat Wrap

ALL34238

Heat resistant material measures 7" x 22" making it ideal for wrapping starter motors, or other components that are close to high heat areas. Wrap features a reflective material on one side to protect against radiant heat and includes two 24" long stainless steel tie wraps for securing material.



Replacement Part

ALL34266 24" Stainless Steel Ladder Ties, 2-Pack

Exhaust Shields

Aluminum shields protect body panels from exhaust exiting thru the passenger door and provide a clean, finished look from the outside simplifying exhaust routing. Round shield I.D. is 6", commonly used for exiting one 5" diameter exhaust pipe. Oval shield I.D. is 5" x 9", commonly used for exiting two 3-1/2" diameter exhaust pipes.



ALL34180

ALL34181

ALL34182


ALL34183

ALL34180 Round Flange, 55 Degrees To Door
 ALL34181 Round Flange, 90 Degrees To Door
 ALL34182 Oval Flange, 55 Degrees To Door
 ALL34183 Oval Flange, 90 Degrees To Door



Photo: John Berglund


SB Chevy Gaskets



- ALL87210 Valve Cover, 5/16" Thick (Cork), Pair
- ALL87212 Valve Cover, 5/16" Thick With Steel Core (Cork), Pair
- ALL87214 Valve Cover, 5/16" Thick With Steel Core (Black Coated), Pair
- ALL87216 Valve Cover, 3/16" Thick With Steel Core Vortec Centerbolt (Black Coated), Pair
- ALL87220 Oil Pan Set, 1955-85*
- ALL87230 Water Pump To Block Set
- ALL87230-10... Water Pump To Block, 10-Pack
- ALL87231 Thermostat Housing
- ALL87231-10... Thermostat Housing, 10-Pack
- ALL87232 Thermostat Housing - With Steel Core (Cork)
- ALL87232-10... Thermostat Housing - With Steel Core (Cork), 10-Pack
- ALL87236 Fuel Pump
- ALL87236-10... Fuel Pump, 10-Pack
- ALL87238 Fuel Pump Plate
- ALL87238-10... Fuel Pump Plate, 10-Pack
- ALL87240 Front Of Engine Set
- ALL87250 Distributor Gasket
- ALL87250-10... Distributor Gasket, 10-Pack

*This set fits 1955-85 engines. Includes gaskets to work with LH or RH dipstick, and front pan seals (both thick and thin).


Carburetor Gaskets



- ALL87200 4150 Open
- ALL87202 4150 4-Hole
- ALL87204 4412 2-Hole, 2BBL
- ALL87206 4500 Open, Dominator

SB Chevy Header Gaskets

Durable reinforced steel core and graphite composite gaskets remain soft and pliable to conform to header and head surfaces providing an excellent, long lasting seal. Sold each.



- ALL87260 1-5/8" Square Port (Stock)
- ALL87262 1-3/4" D-Port (Standard)
- ALL87264 Spread Port (Staggered Bolt Pattern)
- ALL87266 Crate Engines (Non LS / Fast Burn)
- ALL87268 LS Series Engines (Excluding LS7)

Engine Covers

Covers protect engines during storage or transport. 1/8" thick polycarbonate material is formed to fit most small block Chevy applications. Short block cover fastens over cylinder head alignment dowels. Manifold cover is designed to replace manifolds with stock port locations and bolt pattern.



- ALL96530 Short Block Cover
- ALL96532 Manifold Valley Cover

Fogging Oil ALL78220

Spray aerosol lubricant (with special additives) into the intake and spark plug holes to coat and lubricate the cylinders, valves and valve seats. Prevents horsepower-robbing corrosion and eliminates scuffing at start-up after periods of storage. May be used in all 2- or 4-cycle, carbureted or fuel injected gasoline engines in cars, trucks, motorhomes, ATV's, etc. Sold in a 12 oz. can.



Ground Shipment Only

Engine Lift Handles ALL10136

Need to move a spare motor when an engine hoist isn't the solution? These machined aluminum 4" long sure grip handles will thread into any engine block or cylinder head with 3/8"-16 coarse thread holes. Package of 4.



Engine Cradles

Engine Cradles are available in Standard Duty or Heavy Duty, both with provisions for mounting wheels and are made of 1" square tubing with black powder coating. All cradles are for V8 engines, include Grade 5 fasteners and may be easily disassembled for storage. Standard Duty cradles accept wheel kits with 3/8" studs. Heavy Duty cradles accept wheel kits with 1/2" studs. Wheel kits sold separately.



Accepts Bolt-On Wheel Kits

Standard Duty Cradles

- ALL10130 SB and BB Chevy
- ALL10138 GM LS Series
- ALL10145 SB Ford**
- ALL10147 SB Ford Modular
- ALL10150 SB Mopar
- ALL10151 Hemi (5.7 And 6.1)



Standard Duty Wheel Mount

Heavy Duty Cradles

- ALL10132 SB and BB Chevy
- ALL10139 GM LS Series
- ALL10142 Oldsmobile
- ALL10144 Pontiac
- ALL10148 SB Ford**
- ALL10149 SB Ford Modular
- ALL10152 SB Mopar
- ALL10154 BB Ford
- ALL10156 BB Mopar



Heavy Duty Wheel Mount

**Designed to work with stock and most aftermarket blocks including Dart, World, and Ford Boss with ribbed engine mount bosses and bulged water jackets.



Caster Wheel Kits

Hard rubber wheel kits may be mounted to Allstar engine cradles ALL10130 thru ALL10159. Kits are also available with locking wheels, ideal for storing spare engines in trailer. Standard duty kits feature 3/8" studs and heavy duty models use 1/2" studs. Four wheels per kit.



- ALL10162..... Std. Duty 3" Dia. Kit
- ALL10163 Std. Duty 3" Dia. With Locking Kit
- ALL10164 Heavy Duty 3" Dia. Kit
- ALL10165..... Heavy Duty 3" Dia. With Locking Kit
- ALL10166 Heavy Duty 5" Dia. Kit

Chevy Economy Engine Cradle

ALL10171

Cradle is great for storing or transporting engines safely. Designed to fit small and big block Chevrolet engines, cradle is fully welded from 1" square tubing and powder coated black.



Does Not Accept Wheel Kits

Aluminum Sprint Motor Plates



Front motor plates for SB Chevy are offered in one- and two-piece designs. One-piece versions mount using the lower front mounting holes. Two-piece sets use the lower front mount holes and the water pump mounting holes. All plates have 19-1/2" center-to-center chassis mounting holes. ALL38128 and ALL38145 plates come with bushings to allow for engine flex and help with weight transfer.



ALL38145

Part No.	Description	Finish	Thickness
ALL38118	1-Piece Solid Plate	Plain	3/8"
ALL38119	1-Piece Solid Plate	Black	3/8"
ALL38128	1-Piece Plate With Bushings*	Black	3/8"
ALL38145	2-Piece Plate With Bushings†	Black	3/8"
ALL38130	Universal Mount	Plain	1/4"

*Has built-in mount for Saldana tank mount bracket OTMB-1.
†Designed to work with ALL36092 and ALL36093 tank mounts.

SB Chevy Two-Piece Engine Stand

ALL10157

Two-piece engine stand constructed from 1" x 2" steel tubing is specially designed to clear most oversized dry sump oil pans with up to a 9" deep sump. Stand includes six 3/8" x 1" grade 5 bolts and accepts wheel kits with 3/8" studs.



Sprint Engine Cradle

ALL10159

Cradle bolts to most stock type and aftermarket SB Chevy blocks, including narrow pattern light-weight, and standard bell housing bolt patterns. Slotted front mounts accept most frame width engine mounts. Provisions for standard wheel kits are positioned to support complete engines with attached radiators.



Motor Plates

Motor plates are used to replace the front motor mounts allowing relocation of the engine in the chassis, including lowering or when moving the engine back in the chassis. Plates prevent engine movement and reinforce the front suspension for better handling and increased reaction times. Fabricated from 1/4" thick 6061-T6 aluminum, motor plates are often trimmed to fit the chassis or frame mounts. Plates are machined for a perfect fit to mount between the water pump and engine block.



ALL38120

- ALL38120 SB Chevy 10" x 36"
- ALL38124 BB Chevy 12" x 36"

Bellhousing Dowel Pins

Steel dowel pins are approximately 1/2" longer than stock pins and are required when running an engine mid-plate, rear motor mounts or an aftermarket bellhousing. These extended length pins also help with alignment when installing an engine. Pins fit most GM blocks and are sold in pairs.



ALL38152

- ALL38150 Solid Pins
- ALL38152 Hollow Pins

Engine Cover ALL26234

Water-repellent cover with bottom draw string is perfect for storage or transportation. 32" long x 23" wide x 28" tall.

NEW!



Universal Engine Mid-Plates

Universal plates are positioned between the engine and transmission to provide a mid-engine mounting location and

NEW!



help stiffen the chassis. These mid plates are great for drag racing and street cars allowing easier engine or transmission removal and installation of engine/transmission into almost any chassis. Plates fit most GM V8 applications and measure 15"H x 29"W.

ALL38121 Steel (.090")

ALL38122 Aluminum (.250")

Engine Mid-Plates



ALL38132

Aluminum mid-plates are 1/4" thick 6061 aluminum, black powder coated and profiled to keep weight at a minimum (less than 4 pounds) without compromising strength or durability. Unique, dual mounting holes (unless specified otherwise) allow engine to be raised 1" in chassis.

ALL38131* ... SB Chevy, 5/8", Pierce/Bandit Chassis

ALL38132 SB Chevy, 5/8", Pierce/Bandit Chassis

ALL38133 SB Ford, 5/8", Pierce/Bandit Chassis

ALL38134 SB Chevy, 1-1/8", Pierce LM, Barry Wright Chassis

ALL38135 SB Chevy, 1-1/2", Mastersbilt Chassis

ALL38136 SB Chevy, 2", Rayburn Chassis

ALL38138 SB Chevy/SB Ford, 2-5/8", Rocket Chassis

ALL38139 SB Chevy / SB Ford Shaw Chassis

*Only one set of mounting holes

Sprint Rear Motor Plates

CNC-machined aluminum rear motor plate fits standard and raised cam engines, standard and raised rail cars as well as newer



style lightweight blocks. Multiple holes are drilled and tapped for mounting pumps and torque ball shield directly to motor plate instead of the housing. The top trailing edge of motor plate is grooved to eliminate obstruction with dash. 3/8" thick plate weighs 7.25 lbs.

ALL38125 Plain

ALL38126 Black Anodized

Aluminum Motor Mount

ALL38098

Small block Chevy aluminum front motor mount is centered for standard positioning. 1/4" thick, sold each.



Chevy Motor Mounts

Front Motor Mounts

ALL38100

Available in centered, 1", 2" or 3-3/8" offsets.

ALL38100 Centered, Sold Each

ALL38108 1" Offset, Pair

ALL38109 2" Offset, Pair

ALL38110 3-3/8" Offset, Pair



Rear Motor Mounts

ALL38101

Available with a tab welded on, or in kit form so tab can be welded on at any location or angle. Sold each.

ALL38101 Welded

ALL38102 Unwelded Universal Kit



ALL38102

Chevy Raised Motor Mounts

Use these mounts to raise the engine in the chassis instead of spacers and longer bolts. Use when changing from a dry sump to a wet sump engine or when extra clearance is required. 1" or 1-1/2" raised steel mounts are 1/4" thick and slotted for easy installation. Mounts are sold each.

ALL38060 Front, Raised 1"

ALL38061 Front, Raised 1-1/2"

ALL38064 Rear, Raised 1"

ALL38065 Rear, Raised 1-1/2"



ALL38065

ALL38061

GM Motor Mount Kit

ALL38082

Bolt-in steel mounts for GM metric chassis bolt to crossmember and accept Allstar steel motor mounts (ALL38100). A "captured" 1/2"-13 nut eases engine installation. Sold in pairs.



Ford Motor Mounts

Steel mounts have been updated and now fit the newer and original 302-351W small blocks. Sold in pairs.

ALL38112 Rear Motor Mounts

ALL38113 Front Motor Mounts



ALL38113

Motor Mount Spacers

Aluminum spacers are profiled for weight reduction and are 1-1/2" O.D. x 1/2" I.D. Use with pedestal style engine mounts. Sold each.

- ALL18620 1/4"
- ALL18621 1/2"
- ALL18622 1"
- ALL18623 1-1/2"
- ALL18624 2"



High Vibration Motor Mount Spacer Kit (Big Bar Soft Spring Cars)

ALL18626


Ever wonder what happens to many race car components when you continually bottom out your chassis? Spacers are made from a unique material that won't let your engine vibrate around under normal conditions yet will give some when you bottom out, making life a little easier on your engine and driveline components. Spacers are 1/4" thick, 1-1/2" O.D. with a 1/2" hole. Set of two.



Chevy Solid Motor Mount

ALL38080

Solid motor mount is 1/4" thick steel and replaces stock Chevy rubber mount to eliminate torque loss and prevent engine movement. Sold each.



Chevy Motor Mount Pads ALL38090

Steel pads are 1/4" thick and traditionally used as shims to gain extra oil pan or header clearance. May also be used for building custom motor mounts or engine stands. Sold in pairs.



GM Motor Mount ALL38114

Replacement stock mount for most GM engines. Mount bolts to chassis.

Fits:

- | | |
|---------------------|-----------------|
| 1970-88 Monte Carlo | 1973-87 Cutlass |
| 1970-87 El Camino | 1974-83 Malibu |
| 1971-92 Camaro | 1970-79 Nova |
| 1977-87 Regal | 1970-85 Impala |
| 1970-73 Chevelle | |



GM Motor Mount ALL38115

Replacement rubber mount for Allstar S-10 conversion kit. Mount bolts to chassis.



Ford Motor Mount ALL38116

Replacement rubber mount for Allstar Ford Ranger V8 conversion kit. Mount bolts to the engine.



Chevrolet/GM V8 Engine Conversion Kits



ALL38251

Conversion kits are a good starting point when installing a small block Chevy/TH350 transmission combination into most 1982-up S-10, S-15, Jimmy or Blazer. Additional components and fabrication will be required depending on engine and application.

ALL38250 Conversion Kit 2WD Kit Includes:

- Engine Mount Set
- Engine Mounts
- Headers

ALL38251 Conversion Kit 2WD Kit Includes:

- Engine Mount Set
- Engine Mounts
- Headers
- Radiator

Ford V8 Engine Conversion Kit ALL38200



Conversion kits are a good starting point when installing a 289/302 with a C-4 transmission combination into a 1982-97 Ranger 2WD. Additional components and fabrication will be required depending on engine and application.

Kit Includes:

- Engine Mount Adapter Set
- Filter Adapter
- Radiator
- Headers
- Oil Pump Pick-Up Tube
- Oil Pan

3/16" Small Head Colored Rivets

Box of 250 has a 1/4" to 3/8" grip range.



Color	Steel Mandrel	Aluminum Mandrel
White	ALL18114	ALL18116
Red	ALL18120	ALL18122
Black	ALL18126	ALL18128
Pepsi Blue	ALL18132	-
Chevron Blue	ALL18134	ALL18135
Orange	ALL18136	ALL18137
Yellow	ALL18138	ALL18139

3/16" Large Head Colored Rivets

Box of 250 has a 1/4" to 3/8" grip range.



Color	Steel Mandrel	Aluminum Mandrel
White	ALL18156	ALL18158
Red	ALL18162	ALL18164
Black	ALL18168	ALL18170
Pepsi Blue	ALL18174	ALL18175
Chevron Blue	ALL18176	ALL18177
Orange	ALL18178	ALL18179
Yellow	ALL18180	ALL18181

3/16" Small Head Silver Rivets

Box of 250. Various grip ranges available.



Grip Range	Steel Mandrel	Aluminum Mandrel
1/8" To 1/4"	ALL18101	ALL18107
1/4" To 3/8"	ALL18103	ALL18109
3/8" To 1/2"	ALL18105	-

3/16" Large Head Silver Rivets

Box of 250 (unless noted). Various grip ranges available.



Grip Range	Steel Mandrel	Aluminum Mandrel
1/8" To 1/4"	ALL18141	ALL18149
1/4" To 3/8"	ALL18143	ALL18151
1/4" To 3/8"	ALL18145†	-
3/8" To 1/2"	ALL18147	ALL18153

†Box of 3,000 rivets

Back-up Washers


Back-up washers provide added strength when fastening panels together or when resealing damaged panels.



Aluminum			
ALL18200	1/8"	3/8"	500
ALL18202	3/16"	1/2"	500
Steel			
ALL18215	3/16"	1"	100

3/16" Multi Grip Rivets

Multi grip style rivets have a ribbed body that draws panels together tighter than standard smooth body rivets. Select proper grip range and use with 13/64" drill bit for best results. Box of 250.



Color	Head Size	Grip Range	Steel Mandrel	Aluminum Mandrel
Silver	Sm. (3/8")	3/16" - 3/8"	ALL18110	-
Silver	Med. (1/2")	1/16" - 3/8"	ALL18090	ALL18070
Silver	Med. (1/2")	1/16" - 5/8"	ALL18086	ALL18074
Silver	Lg. (9/16")	1/16" - 3/8"	ALL18094	-
White	Med. (1/2")	1/16" - 3/8"	ALL18092	-
White	Lg. (9/16")	1/16" - 3/8"	ALL18096	-
Black	Med. (1/2")	1/16" - 3/8"	ALL18091	ALL18071
Black	Med. (1/2")	1/16" - 5/8"	ALL18087	ALL18075
Black	Lg. (9/16")	1/16" - 3/8"	ALL18095	-

Tri-Fold Rivets

Tri-fold rivets have a perforated body that opens and expands to create a large backside surface area eliminating the need for backer washers. Use a 13/64" drill bit for best results. Box of 250.



Color	Head Size	Grip Range	Steel Mandrel	Aluminum Mandrel
Silver	Sm. (3/8")	1/16" - 3/8"	-	ALL18184
Silver	Med. (1/2")	1/16" - 3/8"	-	ALL18183
Silver	Med. (1/2")	1/16" - 1/2"	ALL18185	-
White	Sm. (3/8")	1/16" - 3/8"	-	ALL18080
White	Med. (1/2")	1/16" - 3/8"	-	ALL18188
Red	Sm. (3/8")	1/16" - 3/8"	-	ALL18081
Red	Med. (1/2")	1/16" - 3/8"	-	ALL18189
Black	Sm. (3/8")	1/16" - 3/8"	-	ALL18082
Black	Med. (1/2")	1/16" - 3/8"	-	ALL18187
Chevron Blue	Sm. (3/8")	1/16" - 3/8"	-	ALL18083
Orange	Sm. (3/8")	1/16" - 3/8"	-	ALL18084
Yellow	Sm. (3/8")	1/16" - 3/8"	-	ALL18085

1/8" Small Head Silver Rivets

Grip Range	Qty.	Stainless Steel Mandrel	Aluminum Mandrel
1/8" To 1/4"	500	ALL18196	ALL18190
1/8" To 1/4"	25	ALL18197	ALL18191
5/16" To 3/8"	500	-	ALL18192
5/16" To 3/8"	25	-	ALL18194


1/8" Multi-Grip Silver Rivets ALL18198

Box of 250 with small head and 1/8" to 3/8" grip range. Steel mandrel and an excellent choice when assembling quick turn fastener components.



1/8" Tri-Fold Rivets ALL18199

Box of 100 with medium head and 1/8" to 3/8" grip range. Aluminum mandrel and an excellent choice when assembling quick turn fastener components.





Double Ended Drill Bits

Double ended bits are basically two bits in one. Convenient bit can be flipped around for a fresh sharp bit when drilling panels for Cleco fasteners or rivets. Package of 6.



ALL18201 1/8"
ALL18204 3/16"

13/64" Drill Bits ALL18203

Drill bit is for flange rivets. High speed steel bits have black oxide finishes and self centering tips. Flute length: 1-3/16", overall length: 2-1/4". Package of 2.



Step Drill Sets

Drill multiple size holes with one bit. Drill sheet metal and aluminum without deforming or distorting. Bits start on contact, deburr and chamfer while drilling and do not require a center punch. Titanium nitride coated high speed steel. 1/4" shank.



ALL11041

Drill Bit	Sizes
ALL11040 (3-Piece Set)	
Six Step	3/16", 1/4", 5/16", 3/8", 7/16", 1/2"
Nine Step	1/4", 5/16", 3/8", 7/16", 1/2", 9/16", 5/8", 11/16", 3/4"
Thirteen Step	1/8", 5/32", 3/16", 7/32", 1/4", 9/32", 5/16", 11/32", 3/8", 13/32", 7/16", 15/32", 1/2"
ALL11041* (2-Piece Set)	
Eleven Step	1/4", 25/64", 35/64", 11/16", 13/16", 7/8", 1", 1-1/8", 1-7/32", 1-1/4", 1-3/8"
Twelve Step	3/16", 1/4", 5/16", 3/8", 7/16", 1/2", 9/16", 5/8", 11/16", 3/4", 13/16", 7/8"

Cleco Pliers ALL18220

Unique tool readily installs and removes Cleco fasteners.



Pin Type Cleco Fasteners

Cleco pins permit quick, easy installation and removal of sheet metal during fitting. Pins work with thicknesses up to 1/4".



1/8" Dia. Pins

ALL18222 10-Pack
ALL18223 25-Pack
ALL18224 100-Pack

3/16" Dia. Pins

ALL18226 10-Pack
ALL18227 25-Pack
ALL18228 100-Pack

TECH TIP

Drill holes one drill size smaller than the Cleco pin size to assure a tight fit.

Clamp Type Cleco Fastener

ALL18230

A very strong spring clamp to hold pieces together when drilling is not an option. The smooth throat prevents paint damage and is 1" deep with a maximum clamping range of 1/2".



Air Rivet Gun ALL18210

Durable air riveter speeds up assembly and quickly fastens steel or aluminum rivets into various materials. Includes nose pieces for 3/32", 1/8", 5/32" and 3/16" rivets.



Deluxe Air Rivet Gun

ALL18207

Heavy duty air rivet gun can be used with steel or aluminum rivets from 3/32" to 3/16".



Replacement Part

ALL18209 Replacement Jaws for ALL18207

Hand Rivet Gun

ALL18206

Includes interchangeable nose-pieces for 3/32", 1/8", 5/32", and 3/16" dia. rivets.



Deluxe Hand Rivet Gun ALL18208

Deluxe rivet tool includes nose-pieces for 3/32", 1/8", 5/32", and 3/16" rivets. Wrench stores inside handle for quick nosepiece changes.



Rivet Gun Adapter For Cordless Drill ALL18205

Adapter is for reversible cordless drills and greatly speeds up the installation of "blind" rivets commonly used when building race car bodies. Tool is a real hand and time saver compared to hand operated rivet guns and is designed for use with all rivets up to 3/16" including 3/16" aluminum mandrel rivets but not recommended for 3/16" steel mandrel rivets. Adapter includes nosepieces for installing 3/32", 1/8", 5/32" and 3/16" rivets.



Safety Wire Twister Pliers

ALL10120

Never lose another race because of loose bolts. Rugged pliers have an end bearing for smoother, faster twisting, especially in tight areas where a second pull is needed.



Safety Wire ALL10121

Stainless steel wire is .032" dia., 1 lb. spool.



Threaded Insert Tool Kit

ALL19450

Tool works with a cordless drill to install a threaded insert into a panel or bracket. Inserts are helpful when the backside of the panel is not easily accessible. Simply drill the correct size hole, install the threaded insert onto the mandrel then place the insert into the hole and tighten using any cordless drill. Once the insert is compressed, reverse the drill and remove the mandrel from the insert. Kit includes mandrel and nosepiece for 1/4"-20, 5/16"-18 and 3/8"-16 inserts, other sizes available separately. Threaded inserts sold separately.



ALL19452 Mandrel and Nosepiece for 8-32
 ALL19453 Mandrel and Nosepiece for 10-24
 ALL19454 Mandrel and Nosepiece for 10-32
 ALL19455 Mandrel and Nosepiece for 1/4"-20
 ALL19456 Mandrel and Nosepiece for 5/16"-18
 ALL19457 Mandrel and Nosepiece for 3/8"-16



Threaded Inserts

Steel inserts are helpful when the backside of the panel is not easily accessible. Inserts work great for frequently removed items including gauge panels, switch panels, access panels and body panels or when mounting items to trailer walls. Inserts are designed for installation using insert tool ALL19450 with coordinating mandrel and nosepiece. Package of 10.



Part No.	Thread Size	Pilot Hole Size	Grip Range	Body Length (Before Comp.)
ALL19460	8-32	17/64"	Up To .080"	.420"
ALL19461	10-24	5/16"	Up To .130"	.475"
ALL19462	10-32	5/16"	Up To .130"	.475"
ALL19463	1/4"-20	13/32"	Up To .165"	.580"
ALL19465	5/16"-18	7/16"	Up To .150"	.690"
ALL19467	3/8"-16	9/16"	Up To .150"	.690"

Safety Wire Drill Fixture

ALL10122

Accurately drill holes in fasteners allowing them to be mechanically locked in place with safety wire. Fixture accommodates most 3/16", 1/4", 5/16", 3/8", 7/16", 1/2" and 5/8" socket head and hex head fasteners. Guide bolt tightens against fastener, holding it secure for drilling. Fixture includes two guide bolts and two 1/16" drill bits conveniently stored within the fixture.



Replacement Parts

ALL99102 1/16" Drill Bit, 2-Pack
 ALL99139 Guide Bolt, 2-Pack

Body Reinforcing Plates

Plates help protect fiberglass and aluminum panels from cracking when using 7/16" quick turn fasteners. Stainless steel plates are precision stamped with a strengthening border, attach with 1/8" rivets and measure 2" wide x 1" tall.



ALL18985 10-Pack
 ALL18985-50 50-Pack

Mounting Brackets For 1" Springs (.0625" Thick)



ALL19364



ALL19340

Description	10-Pack	50-Pack
Weld-on, Lightweight	ALL19364	ALL19366
Weld-on Lightweight w/.250" Spring	ALL19365	ALL19367
Weld-on	ALL19340	ALL19342
Weld-on w/ALL19300 Spring	ALL19350	ALL19352

Mounting Brackets For 1" And 1-3/8" Springs (.0625" Thick)



ALL19360




ALL19384



ALL19380



ALL19394



ALL19390

Description	10-Pack	50-Pack
Weld-on, Lightweight (For 1-3/8" Spring Only)	ALL19360	ALL19362
Weld-on, Lightweight w/.375" Spring	ALL19361	ALL19363
Weld-on LH	ALL19380	ALL19382
Weld-on RH	ALL19384	ALL19386
Rivet-on LH	ALL19390	ALL19392
Rivet-on RH	ALL19394	ALL19396

Springs



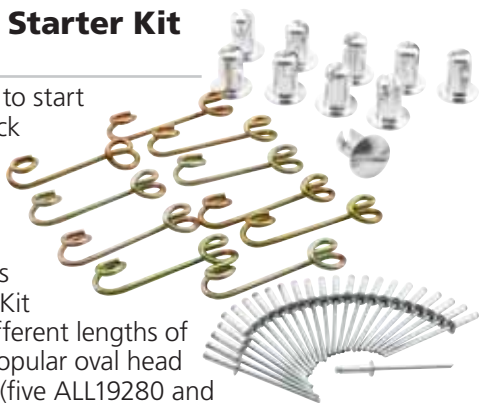
ALL19320

	10-Pack	50-Pack
1-3/8" (.090" Wire Diameter)		
.325" Reach	ALL19320	ALL19322
.375" Reach	ALL19330	ALL19332
.425" Reach	ALL19336	ALL19338
1" (.080" Wire Diameter)		
.250" Reach	ALL19300	ALL19302
.325" Reach	ALL19310	ALL19312
3/4" (.062" Wire Diameter)		
.200" Reach	ALL19296	ALL19298

Quick Turn Starter Kit

ALL19410

Not sure where to start when using quick turn fasteners? Use this kit as a starting point to determine correct fasteners for application. Kit includes two different lengths of Allstar's most popular oval head 7/16" fasteners (five ALL19280 and five ALL19286), ten ALL19330 springs and twenty-five multi-grip rivets.



Flush Head Buttons

	10-Pack	50-Pack
5/16"		
.500" Long, Steel	ALL19186	ALL19188
.500" Long, Aluminum	ALL19256	ALL19258
7/16"		
.400" Long, Steel	ALL19190	ALL19192
.500" Long, Steel	ALL19200	ALL19202
.550" Long, Steel	ALL19210	ALL19212
.400" Long, Aluminum	ALL19260	ALL19262
.500" Long, Aluminum	ALL19266	ALL19268
.550" Long, Aluminum	ALL19270	ALL19272



Flush Head Allen Buttons

	10-Pack	50-Pack
7/16"		
.500" Long, Steel	ALL19142	ALL19143
.550" Long, Steel	ALL19144	ALL19145



Oval Head Buttons

	10-Pack	50-Pack
1/4"		
.400" Long, Steel	ALL19211	ALL19213
5/16"		
.500" Long, Steel	ALL19214	ALL19215
.500" Long, Aluminum	ALL19276	ALL19278
7/16"		
.400" Long, Steel	ALL19216	ALL19218
.500" Long, Steel	ALL19220	ALL19222
.550" Long, Steel	ALL19230	ALL19232
.400" Long, Aluminum	ALL19280	ALL19282
.500" Long, Aluminum	ALL19286	ALL19288
.550" Long, Aluminum	ALL19290	ALL19292



Oval Head Allen Buttons

	10-Pack	50-Pack
5/16"		
.500" Long, Steel	ALL19152	ALL19153
.550" Long, Steel	ALL19154	ALL19155
7/16"		
.500" Long, Steel	ALL19162	ALL19163
.550" Long, Steel	ALL19164	ALL19165
.500" Long, Aluminum	ALL19172	ALL19173
.500" Long, Aluminum*	ALL19176	ALL19177



*Black

Oversized Oval Head Buttons

	10-Pack	50-Pack
7/16"		
.500" Long, Steel	ALL19221	ALL19223
.500" Long, Aluminum	ALL19287	ALL19289



Oversized Oval Head Allen Button

	10-Pack	50-Pack
7/16"		
.500" Long, Aluminum	ALL19178	ALL19179



Winged Head Buttons

	10-Pack	50-Pack
7/16"		
.400" Long, Steel	ALL19236	ALL19238
.500" Long, Steel	ALL19240	ALL19242
.550" Long, Steel	ALL19250	ALL19252



Flush Head Self-Ejecting Buttons

	10-Pack	50-Pack
5/16"		
.400" Long, Steel	ALL18990	ALL18992
.450" Long, Steel	ALL18996	ALL18998
.500" Long, Steel	ALL19000	ALL19002
.550" Long, Steel	ALL19006	ALL19008
.650" Long, Steel	ALL19010	ALL19012
7/16"		
.500" Long, Steel	ALL19100	ALL19102
.550" Long, Steel	ALL19110	ALL19112



Flush Head Self-Ejecting Allen Buttons

	10-Pack	50-Pack
5/16"		
.500" Long, Steel	ALL19130	ALL19131
.550" Long, Steel	ALL19132	ALL19133
7/16"		
.500" Long, Steel	ALL19136	ALL19137
.550" Long, Steel	ALL19138	ALL19139



Winged Head Self-Ejecting Buttons

	10-Pack	50-Pack
5/16"		
.400" Long, Steel	ALL19040	ALL19042
.450" Long, Steel	ALL19046	ALL19048
.500" Long, Steel	ALL19050	ALL19052
.550" Long, Steel	ALL19056	ALL19058
.650" Long, Steel	ALL19060	ALL19062
7/16"		
.500" Long, Steel	ALL19064	ALL19066
.650" Long, Steel	ALL19068	ALL19070



Quick Turn Fastener Insert Plates

Insert plate directly replaces the quick turn spring allowing panels to be bolted together or used as a blind nut on a panel with limited access. Inserts have 1/4"-20 threads and are typically riveted to the backside of a panel or bracket with 1/8" rivets.

- ALL19420 1", 2-Pack
- ALL19420-10 1", 10-Pack
- ALL19422 1-3/8", 2-Pack
- ALL19422-10 1-3/8", 10-Pack



Quick Turn Spring Fixture

Accurately drill panels when installing quick turn fastener springs. Start with a 1/4" center hole and use the fixture to locate and drill 1/8" holes for mounting the springs. Size listed is spring center to center distance.

- ALL19406 Fixture For 3/4" Spring
- ALL19407 Fixture For 1" Spring
- ALL19408 Fixture For 1-3/8" Spring



Quick Turn Wrench ALL19400

The Allstar quick turn fastener wrench fits slot head fasteners and reduces the risk of body panel or fastener damage when using screwdrivers for loosening or tightening. Features a non-slip handle.



Transfer Punches

For use with quick turn fasteners, place transfer punch in a weld plate or body panel. Position panel over top of punch and lightly tap with a hammer leaving a mark on the panel where hole is to be drilled.

- ALL19402 For 5/16" Fasteners
- ALL19403 For 7/16" Fasteners



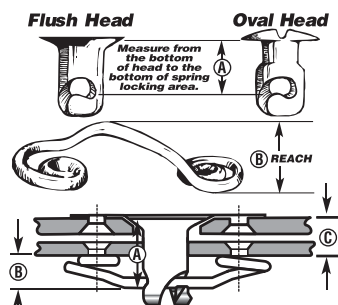
Quick Turn Spring Adjuster

ALL19405

This tool is a must when adjusting tension of quick turn springs. Simply turn knob on adjuster to evenly pull or push spring without kinking or breaking spring.



TECH TIP



Quick Turn Fastener Measurement Guidelines

To find (A) Fastener Length, add together (B) Spring Reach and (C) Material Thickness (including bracket if applicable). $A=B+C$

Quick Turn Fastener Selection

- Determine the total thickness of the panels being joined including mounting brackets and the space between the panels, if any.
- Select the proper body length and spring height combination which provides the proper thickness range.

Part No. & (B)	(A) .400"	.450"	.500"	.550"	.600"
1" Springs (C) Total Material Thickness Range					
ALL19300 .250"	.165"-.200"	.215"-.250"	.265"-.300"	.315"-.350"	.365"-.400"
ALL19310 .325"	.098"-.133"	.148"-.183"	.198"-.233"	.248"-.283"	.348"-.383"
1-3/8" Springs (C) Total Material Thickness Range					
ALL19320 .325"	.105"-.148"	.155"-.198"	.205"-.248"	.255"-.298"	.355"-.398"
ALL19330 .375"	.055"-.098"	.105"-.148"	.155"-.198"	.205"-.248"	.305"-.348"
ALL19336 .425"	.005"-.048"	.055"-.098"	.105"-.148"	.155"-.198"	.255"-.298"



Justin Pauley

Photo: John Berglund



Photo: John Berglund



Phil Ausra

Photo: John Berglund



Curt Spalding

Photo: John Berglund



Hex Head Bolts – Coarse Thread Grade 5



Length	1/4"-20	5/16"-18	3/8"-16	7/16"-14	1/2"-13	5/8"-11	3/4"-10
3/4"	ALL16201	ALL16221	ALL16241	-	ALL16281	-	-
1"	ALL16202	ALL16222	ALL16242	ALL16262	ALL16282	-	-
1-1/4"	ALL16203	ALL16223	ALL16243	ALL16263	ALL16283	-	-
1-1/2"	ALL16204	ALL16224	ALL16244	ALL16264	ALL16284	-	-
1-3/4"	ALL16205	ALL16225	ALL16245	ALL16265	ALL16285	-	-
2"	ALL16206	ALL16226	ALL16246	ALL16266	ALL16286	ALL16316	ALL16336
2-1/4"	-	-	-	-	ALL16287	-	-
2-1/2"	ALL16208	ALL16228	ALL16248	ALL16268	ALL16288	ALL16318	ALL16338
2-3/4"	-	-	-	-	ALL16289	-	-
3"	ALL16210	-	ALL16250	ALL16270	ALL16290	ALL16320	ALL16340
3-1/2"	ALL16211	-	-	ALL16271	ALL16291	ALL16321	-
4"	ALL16212	-	ALL16252	ALL16272	ALL16292	ALL16322	ALL16342
4-1/2"	ALL16213	-	-	ALL16273	ALL16293	-	-
5"	ALL16214	-	ALL16254	-	ALL16294	ALL16324	ALL16344
6"	-	-	ALL16256	-	ALL16296	ALL16326	ALL16346
6-1/2"	-	-	-	-	-	-	ALL16347
7"	-	-	ALL16258	-	ALL16298	-	ALL16348
7-1/2"	-	-	-	-	-	-	ALL16349
8"	-	-	-	-	-	-	ALL16350

Hex Head Bolts – Fine Thread Grade 5



Length	1/4"-28 Part No.	5/16"-24 Part No.	3/8"-24 Part No.	7/16"-20 Part No.	1/2"-20 Part No.	5/8"-18 Part No.	3/4"-16 Part No.
1"	ALL16402	ALL16422	ALL16442	ALL16462	ALL16482	-	-
1-1/2"	ALL16404	ALL16424	ALL16444	ALL16464	ALL16484	-	-
2"	ALL16406	ALL16426	ALL16446	ALL16466	ALL16486	ALL16516	ALL16536
2-1/2"	-	-	-	ALL16468	ALL16488	ALL16518	ALL16538
3"	-	-	-	ALL16470	ALL16490	ALL16520	ALL16540
3-1/2"	-	-	-	-	-	-	ALL16541
4"	-	-	-	ALL16472	ALL16492	ALL16522	ALL16542
5"	-	-	-	ALL16474	ALL16494	-	ALL16544
6"	-	-	-	ALL16476	-	-	ALL16546


Titanium Bolts

Titanium bolts have a dimpled low profile hex head and are available in a variety of fine and coarse thread lengths.



Titanium Hex Head Bolts - Fine Thread

Length	7/16"-20	1/2"-20	5/8"-18	3/4"-16
1-1/4"	ALL17463	-	-	-
1-3/4"	-	-	ALL17515	-
2"	-	ALL17486	ALL17516	-
2-1/4"	-	ALL17487	ALL17517	-
2-1/2"	-	ALL17488	ALL17518	-
2-3/4"	-	ALL17489	ALL17519	ALL17539
3"	-	ALL17490	ALL17520	ALL17540
3-1/4"	-	ALL17491	ALL17521	ALL17541
3-1/2"	-	ALL17492	ALL17522	ALL17542
3-3/4"	-	-	-	ALL17543
4"	-	-	ALL17524	ALL17544
4-1/4"	-	ALL17495	ALL17526	ALL17545
4-1/2"	-	ALL17496	-	-
5"	-	ALL17497	-	-
5-1/2"	ALL17475	-	-	-
6"	ALL17476	-	-	ALL17549
6-1/2"	-	-	-	ALL17550
7"	-	-	ALL17531	-
7-1/4"	-	-	-	ALL17552



Titanium Hex Head Bolts - Coarse Thread

Length	5/16"-18	7/16"-14	1/2"-13	5/8"-11	3/4"-10
3/4"	ALL17221	-	-	-	-
1"	ALL17222	-	-	-	-
1-1/4"	ALL17223	ALL17263	-	-	-
1-1/2"	-	ALL17264	-	-	-
1-3/4"	-	-	ALL17285	ALL17315	-
2"	-	ALL17266	ALL17286	ALL17316	-
2-1/4"	-	ALL17267	ALL17287	ALL17317	-
2-1/2"	-	-	ALL17288	ALL17318	-
2-3/4"	-	-	ALL17289	-	ALL17339
3"	-	-	ALL17290	-	-
3-1/2"	-	-	ALL17291	-	-

Hex Nuts And Washers



Coarse Thread	1/4"-20	5/16"-18	3/8"-16	7/16"-14	1/2"-13	5/8"-11	3/4"-10
Nut, 10-Pack	ALL16000-10	ALL16001-10	ALL16002-10	ALL16003-10	ALL16004-10	ALL16005-10	ALL16006-10
Nut, 50-Pack	ALL16000-50	ALL16001-50	ALL16002-50	ALL16003-50	ALL16004-50	-	-
Nylon Insert, 10-Pack	ALL16010-10	ALL16011-10	ALL16012-10	ALL16013-10	ALL16014-10	ALL16015-10	ALL16016-10
Nylon Insert, 50-Pack	ALL16010-50	ALL16011-50	ALL16012-50	ALL16013-50	ALL16014-50	-	-
Thin Nylon Insert, 10-Pack	ALL16020-10	ALL16021-10	ALL16022-10	ALL16023-10	ALL16024-10	ALL16025-10	ALL16026-10
Mech. Lock Nut, 10-Pack	ALL16030-10	ALL16031-10	ALL16032-10	ALL16033-10	ALL16034-10	ALL16035-10	ALL16036-10
Flange Nut, 10-Pack	ALL18557	ALL16041-10	ALL16042-10	ALL16043-10	ALL16044-10	ALL16045-10	-

Fine Thread	1/4"-28	5/16"-24	3/8"-24	7/16"-20	1/2"-20	5/8"-18	3/4"-16
Nut, 10-Pack	ALL16050-10	ALL16051-10	ALL16052-10	ALL16053-10	ALL16054-10	ALL16055-10	ALL16056-10
Nylon Insert, 10-Pack	ALL16060-10	ALL16061-10	ALL16062-10	ALL16063-10	ALL16064-10	ALL16065-10	ALL16066-10
Thin Nylon Insert, 10-Pack	ALL16070-10	ALL16071-10	ALL16072-10	ALL16073-10	ALL16074-10	ALL16075-10	ALL16076-10
Mech. Lock Nut, 10-Pack	ALL16080-10	ALL16081-10	ALL16082-10	ALL16083-10	ALL16084-10	ALL16085-10	ALL16086-10

Washers	1/4"	5/16"	3/8"	7/16"	1/2"	5/8"	3/4"
USS Flat*, 25-Pack	ALL16100-25	ALL16101-25	ALL16102-25	ALL16103-25	ALL16104-25	ALL16105-25	ALL16106-25
SAE Flat*, 25-Pack	ALL16110-25	ALL16111-25	ALL16112-25	ALL16113-25	ALL16114-25	ALL16115-25	ALL16116-25
Lock, 25-Pack	ALL16120-25	ALL16121-25	ALL16122-25	ALL16123-25	ALL16124-25	ALL16125-25	ALL16126-25
Lock For SHCS, 25-Pack	ALL16130-25	ALL16131-25	ALL16132-25	ALL16133-25	ALL16134-25	-	-
AN, 25-Pack	ALL16150-25	ALL16151-25	ALL16152-25	ALL16153-25	ALL16154-25	-	-

*USS washers have a larger O.D. than SAE washers

Jam Nuts - Standard Hex


Allstar Jam Nuts have many uses. Great for locking rod ends tightly on suspension tubes or rack and pinion steering units. Package of 4, unless noted.

Thread	Wrench	Steel	Aluminum
1/4"-28 RH	7/16"	ALL18250	-
1/4"-28 LH	7/16"	ALL18251	-
5/16"-24 RH	1/2"	ALL18252	-
5/16"-24 LH	1/2"	ALL18253	-
3/8"-24 RH	9/16"	ALL18254	ALL18274
3/8"-24 LH	9/16"	ALL18255	ALL18275
7/16"-20 RH	11/16"	ALL18256	ALL18276
7/16"-20 LH	11/16"	ALL18257	ALL18277
1/2"-20 RH	3/4"	ALL18258	ALL18278
1/2"-20 LH	3/4"	ALL18259	ALL18279
5/8"-18 RH	15/16"	ALL18260	ALL18280
5/8"-18 LH	15/16"	ALL18261	ALL18281
3/4"-16 RH	1-1/8"	ALL18262	ALL18282
3/4"-16 LH	1-1/8"	ALL18263	ALL18283
3/4"-10 RH	1-1/8"	ALL18264†	-
7/8"-9 RH	1-5/16"	ALL18266† (Sway Bar Adj.)	-
1"-8 RH	1-1/2"	ALL56110† (Jack Bolt)	-

†Sold each. ‡Commonly used with UBM35-1107, 3/4"-10 jack bolt.



Steel Jam Nut Assortments



Assortments contain five each of 1/4"-20, 5/16"-24, 3/8"-24, 7/16"-20, 1/2"-20, 5/8"-18 and 3/4"-16.

ALL18290 35 Asst. RH Jam Nuts
ALL18291 35 Asst. LH Jam Nuts

Set Screws

Standard cup point set screws are manufactured from alloy steel and heat treated for maximum holding power. Common replacements for oil pump pulleys, coil over kits and many other applications. Package of 10.



ALL16902 #10-24 x 3/8"
ALL16903 #10-32 x 3/8"
ALL16905 1/4"-20 x 1/4"
ALL16907 1/4"-20 x 3/4"

Socket Head Bolts Coarse Thread Grade 5

Socket head bolts are coarse thread, grade 5. Package of 5.



Length	1/4"-20	5/16"-18	3/8"-16	7/16"-14	1/2"-13
3/4"	ALL16731	ALL16741	ALL16751	-	-
1"	ALL16732	ALL16742	ALL16752	ALL16762	ALL16772
1-1/2"	ALL16734	ALL16744	ALL16754	ALL16764	ALL16774
2"	ALL16736	ALL16746	ALL16756	ALL16766	ALL16776

Jam Nuts - Small Hex

Specialty jam nuts have smaller outside diameters allowing smaller wrenches to be used when changing radius rod lengths. Example: with 1/2" bolts the same 3/4" wrench can be used to adjust radius rod or mounting hole locations. Package of 4.



Thread Size	Wrench Size	Steel	Alum.	Black Alum.
5/8"-18 RH	3/4"	ALL18292	ALL18296	ALL18286
5/8"-18 LH	3/4"	ALL18293	ALL18297	ALL18287
3/4"-16 RH	15/16"	ALL18294	ALL18298	ALL18288
3/4"-16 LH	15/16"	ALL18295	ALL18299	ALL18289

Black Half Nuts ALL17048

Black plated steel 1/2"-20 nylon lock nuts are grade 8 and a lightweight option to keep fasteners in place. Package of 10.





Rod Ends

Two-piece spherical rod ends have a pivoting steel ball and are sold each.



Bore x Thread	RH Male	LH Male	RH Female	Strength
Standard Series Steel				
1/4" x 1/4"-28	ALL58004	ALL58014	ALL58034	2,835 Lbs
5/16" x 5/16"-24	ALL58005	ALL58015	ALL58035	4,517 Lbs
3/8" x 3/8"-24	ALL58006	ALL58016	ALL58036	6,323 Lbs
1/2" x 1/2"-20	ALL58008	ALL58018	ALL58038	10,046 Lbs
5/8" x 5/8"-18	ALL58010	ALL58020	ALL58040	15,488 Lbs
3/4" x 3/4"-16	ALL58012	ALL58022	ALL58042	15,894 Lbs
3/4" x 3/4"-16**	ALL58013'	-	-	15,894 Lbs
Pro Series Steel (Moly) - Black				
1/2" x 1/2"-20	ALL58058	ALL58068	-	17,000 Lbs
1/2" x 5/8"-18	ALL58059	ALL58069	-	19,300 Lbs
5/8" x 5/8"-18	ALL58060	ALL58070	-	18,000 Lbs
3/4" x 3/4"-16	ALL58062	ALL58072	-	25,000 Lbs
Pro Series Steel (Moly) - Black (PTFE Lined)				
1/2" x 5/8"-18	ALL58079	ALL58084	-	17,650 Lbs
5/8" x 5/8"-18	ALL58080	ALL58085	-	15,200 Lbs
3/4" x 3/4"-16	ALL58082	ALL58086	-	21,400 Lbs
Aluminum - Black				
1/2" x 1/2"-20	ALL58088	ALL58098	-	7,700 Lbs
1/2" x 5/8"-18	ALL58089	ALL58099	-	15,000 Lbs

*ALL58013 has an oversized hole and is for use with steering shaft tubing.

Heavy Duty 3/4" Chrome Moly Rod Ends

Heavy duty or often referred to as "Aircraft Style", these 4130 chrome moly rod ends have larger bodies which make them thirty percent stronger than standard 3/4" rod ends. These rod ends are commonly used on Panhard bars and lower strut rods.



ALL99314 RH Male, 3/4" x 3/4"-16
 ALL99315 RH Female, 3/4" x 3/4"-16

3/4" Solid Rod End ALL58112

Solid rod ends are built using 1045 steel and are then chrome plated for added wear resistance. End has a body width of .875" to match the width of standard rod ends.



GM Caliper Bolts

Replacement caliper bolts fit most GM calipers and allow for easy installation and removal. Bolts feature a built-in sleeve to allow for extra caliper travel. Package of 2.



ALL42079 Socket Head, 3/8" Allen
 ALL42080 Hex Head, 5/8" Wrench

Quick Change Cover Nuts ALL72060

Aluminum nuts are pre-drilled for safety wire to prevent nuts from working loose and causing leaks. Nuts have 3/8"-16 threads. Package of 10.



Steel Shock Quick Pins

Steel shock quick pins allow coil-over shocks to be quickly serviced or changed. ALL60108 will work with Allstar coil-over brackets eliminating the need for a separate bushing. ALL60109 is commonly used on non-bushing type brackets, but can be used with Allstar brackets along with bushing. Shock quick pins are 2-1/2" long and include a hairpin.

ALL60108 Shock Quick Pin With Shoulder
 ALL60109 Shock Quick Pin Without Shoulder
 ALL18442 1-5/8" Replacement Hairpins, 2-Pack



Titanium Shock Quick Pins

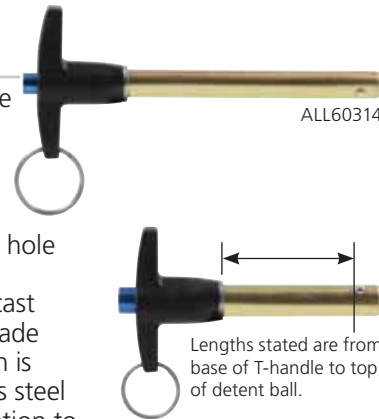
Titanium shock quick pins allow coil-over shocks to be quickly serviced or changed. ALL17120 has a long shoulder and will work with Allstar coil-over brackets eliminating the need for a separate bushing. ALL17121 is commonly used on non-bushing type brackets, but can be used with Allstar brackets along with bushing. Shock quick pins are 2-1/2" long and include a hairpin.

ALL17120 Quick Pin With Shoulder
 ALL17121 Quick Pin Without Shoulder



Quick Release T-Handle Pins

Positive lock quick release pins hold tightly in place until the handle button is depressed allowing the pin to be inserted or removed into or out of a hole with ease. Handles are made from 380 die cast aluminum, shanks are made from 4130 steel. Each pin is equipped with a stainless steel split ring allowing the option to attach a cable assembly.



- ALL60300 1/4" x 1"
- ALL60301 1/4" x 1-1/2"
- ALL60302 1/4" x 2"
- ALL60304 5/16" x 1"
- ALL60306 5/16" x 2"
- ALL60308 5/16" x 3"
- ALL60310 3/8" x 1"
- ALL60312 3/8" x 2"
- ALL60314 3/8" x 3"
- ALL60318 1/2" x 2"
- ALL60320 1/2" x 2-1/2"
- ALL60322 1/2" x 3"
- ALL60324 1/2" x 3-1/2"
- ALL60326 5/8" x 2"
- ALL60328 5/8" x 2-1/2"
- ALL60330 5/8" x 3"

Quick Pin Lock Collar

Steel lock collar provides a positive lock for quick release pins. Black coated collar with button head machine screw allows attachment of a securing device, like an Allstar lanyard (ALL18461 or ALL18463).

ALL60335 1/2" Collar With 10-32 Screw
 ALL60336 5/8" Collar With 1/4"-28 Screw



Rod End Reducer Bushings

Steel bushings reduce the rod end pivot ball I.D. to accept a smaller bolt size.



O.D. To I.D.	2-Pack	10-Pack
1/2" To 3/8"	ALL18565	ALL18565-10
5/8" To 1/2"	ALL18566	ALL18566-10
3/4" To 1/2"	ALL18567	ALL18567-10
3/4" To 5/8"	ALL18568	ALL18568-10

High Misalignment Reducer Spacers

Dual purpose spacers reduce fastener size mounting hole and allow the rod end to rotate more than 30 degrees in each direction which is 25% more than most standard spacers. Stainless steel spacers resist rust and corrosion. Package of 2.



Rod End Size	I.D.	O.D. "A"	Length "B"	Overall Width "C"	Part No.
5/8"	1/2"	.750"	.465"	1.68"	ALL18785
3/4"	1/2"	.890"	.475"	1.825"	ALL18786
3/4"	5/8"	.890"	.475"	1.825"	ALL18787

5/8" Rod End Reducer Spacers

Reducer spacers fit into 5/8" rod ends, reducing the hole size for 1/2" hardware while also spacing the rod end away from chassis brackets. Standard spacers are 3/4" O.D. and flanged spacers have 1" O.D. flanges to help support rod end. Size referenced indicates the amount of space between rod end pivot ball and chassis bracket. Package of 2.



ALL18615

ALL18612

Standard Spacers

ALL18615..... Aluminum, 1/2"
 ALL18617..... Aluminum, 1"

Flanged Spacers

ALL18611..... Aluminum, 1/4"
 ALL18613..... Aluminum, 1/2"
 ALL18610..... Steel, 1/4"
 ALL18612..... Steel, 1/2"



Aluminum Flat Spacers

Flat spacers are great for shimming and adding additional clearance to brackets for brake calipers, power steering, alternators, dry sump pumps or just about anything to help with alignment issues. Package of 2.



Thickness	3/8" I.D. (11/16" O.D.)	1/2" I.D. (1" O.D.)
1/8"	ALL18740	ALL18760
1/4"	ALL18742	ALL18762
3/8"	ALL18744	ALL18764
1/2"	ALL18746	ALL18766

Tapered Spacers

Universal spacers have many uses including spacing rod ends on linkages to prevent binding or just to provide clearance. Spacers provide a finished look when fitting body panels or spacing components away from floors and firewalls. Package of 2.



I.D.	Small O.D.	Large O.D.	Length	Steel	Aluminum
1/4"	.345	.500	1/4"	-	ALL18700
			1/2"	-	ALL18702
5/16"	.475	.625	1/4"	-	ALL18706
			1/2"	-	ALL18708
3/8"	.525	.680	1/4"	-	ALL18712
			1/2"	-	ALL18714
			1"	-	ALL18716
1/2"	.740	.995	1/4"	ALL18570	ALL18590
			3/8"	ALL18571	-
			1/2"	ALL18572	ALL18592
			3/4"	ALL18574	ALL18594
			1"	ALL18576	ALL18596
5/8"	.825	.995	1-1/2"	ALL18578	ALL18595
			1/4"	ALL18580	ALL18597
			1/2"	ALL18582	ALL18598
			3/4"	ALL18584	ALL18599
3/4"	.950	1.125	1"	ALL18586	-
			1-1/2"	ALL18585	-
			1/2"	ALL18587	-
			3/4"	ALL18588	-
			1"	ALL18589	-

Shock Spacers

Steel spacers have a 1/2" I.D. and 3/4" O.D. and can be used in a variety of other locations.



Length	2-Pack	10-Pack
1/4"	ALL64280	ALL64280-10
1/2"	ALL64282	ALL64282-10
5/8"	ALL64283	ALL64283-10
3/4"	ALL64284	ALL64284-10

Flush Mount Bolts

1/4"-20 flush mount bolts have a 1" O.D. beveled head to provide a smooth finished appearance and are slotted for installation with a standard screwdriver. Excellent choice when securing body panels, roof panels, nose supports, spoiler sides and many other uses. Size noted is under head length. Package of 10.



Length	Steel	Aluminum	Black Aluminum
3/4"	ALL18640	ALL18641	ALL18642
1"	ALL18645	ALL18646	ALL18647
1-1/4"	ALL18650	ALL18651	ALL18652

Nose Bolt Kit

Kit provides a nice, smooth finished look on the top edge of nose panels when installing lower nose supports. Kit includes 10 bolts, flat washers and flanged nuts.



ALL18562 2" Long Kit
 ALL18563 2-1/2" Long Kit



Countersunk Bolt Kit

Kit includes specially designed aluminum washers which allow the socket head fasteners to install flush with the surface creating a smooth finished look. Many uses include mounting roofs, side skirts, spoilers and replacing sharp edged fasteners inside cockpit. Kits include washers, bolts and nyloc nuts.



Bolt Size	Washer O.D.	Finish	10-Pack	50-Pack
Countersunk Bolt Kits				
#10-24 x 1"	1"	Clear	ALL18630	ALL18630-50
1/4"-20 x 1"	1"	Clear	ALL18632	ALL18632-50
1/4"-20 x 1"	1"	Black	ALL18633	ALL18633-50
1/4"-20 x 1"	1-1/4"	Clear	ALL18634	ALL18634-50
1/4"-20 x 1"	1-1/4"	Black	ALL18635	ALL18635-50

Aluminum Washers

Washer O.D. x I.D.	Finish	10-Pack	50-Pack
Countersunk Aluminum Washers			
1" x #10	Clear	ALL18660	ALL18660-50
1" x 1/4"	Clear	ALL18662	ALL18662-50
1" x 1/4"	Black	ALL18663	ALL18663-50
1-1/4" x 1/4"	Clear	ALL18664	ALL18664-50
1-1/4" x 1/4"	Black	ALL18665	ALL18665-50
Flat Aluminum Backer Washers			
1" x #10	Clear	ALL18638	-
1" x 1/4"	Clear	ALL18639	-

Body Bolt Kit With Clips

Kit allows the clip to stay fastened to body panel or angle bracing when removing body panels for maintenance or cleaning. 1/4"-20 thread bolts are 1-1/8" UHL and have a built-in captured washer.

Bolt Color	10-Pack	50-Pack
Black	ALL18558	ALL18558-50
Clear	ALL18656*	ALL18656-50*
Gold	ALL18559	ALL18559-50



***NEW!**

Replacement Parts

ALL18554 Body Bolt Clips, 10-Pack
 ALL18554-50 Body Bolt Clips, 50-Pack

Body Bolt Kits

Bolts are designed for easy installation and removal, have 1/4"-20 thread and a built-in captured washer. Nuts have built-in serrations which prevent loosening. Body bolts are commonly used to fasten body panels and side skirts for easy removal but may be used anywhere a bolt with a captured washer is needed.



Under-Head Length	Color	10-Pack	50-Pack
3/4"	Black	ALL18553	ALL18553-50
	Clear	ALL18654*	ALL18654-50*
1-1/8"	Black	ALL18560	ALL18560-50
	Clear	ALL18655*	ALL18655-50*
	Gold	ALL18561	ALL18561-50

***NEW!**

Body Bolt Washers

1-1/4" O.D. aluminum washers work with most body bolts to increase the surface area preventing pull-through while providing a smooth finished look. Washers are 1/8" thick and have a built-in pocket to accept most body bolts or other washer headed fasteners up to 3/4" in diameter.



Finish	10-Pack	50-Pack
Clear	ALL18840	ALL18840-50
Black	ALL18841	ALL18841-50

Threaded Nut Insert

Insert provides a convenient option to quickly install and easily remove a 1/4"-20 fastener on panels up to 1/8" thick. Insert fits into a 3/8" O.D. hole and is held in place on the backside with a steel serrated locking nut. Internal threads accept fasteners ideal for mounting dash panels, access panels, body panels, electrical components or other accessories.




Insert Material	2-Pack	10-Pack	50-Pack
Steel	ALL18547	ALL18547-10	ALL18547-50
Aluminum	ALL18548	ALL18548-10	ALL18548-50

Quick Turn Fastener Insert Plates

Insert plate directly replaces the quick turn spring allowing panels to be bolted together or used as a blind nut on a panel with limited access. Inserts have 1/4"-20 threads and are typically riveted to the backside of a panel or bracket with 1/8" rivets.

ALL19420 1", 2-Pack
 ALL19420-10 1", 10-Pack
 ALL19422 1-3/8", 2-Pack
 ALL19422-10 1-3/8", 10-Pack



Steel Fender Washers ALL18216

Washers have 1/4" I.D., 1" O.D. and are sold 100 to a pack.



Spin Lock Nuts

Nuts have a built-in washer with a serrated face to lock nut tight against panels. 1/4"-20 nuts are perfect to use as a backer nut with Allstar body bolts, nose bolts, and body stud kits.

Color	10-Pack	50-Pack
Black	ALL18555	ALL18555-50
Gold	ALL18556	ALL18556-50
Silver	ALL18557	ALL18557-50



Stewart Friesen

1/2" Steel Hood Pin Kits

Kits include two each: 4" long x 1/2" dia. chrome steel pins, chrome steel scuff plates, clips, and four nuts. Available with flip-over or hairpin-style clips.

- ALL18512..... Kit With 3/16" Dia. Flip-Over Clips
- ALL18513..... Kit With 1/4" Dia. Flip-Over Clips
- ALL18514..... Kit With 5/32" Dia. Hairpin Clips



Replacement Parts

- ALL18515..... 3/16" Flip-Over Clip, 2-Pack
- ALL18506..... 1/4" Flip-Over Clip, 2-Pack
- ALL18516..... 5/32" Hairpin Clip, 2-Pack
- ALL18517..... Chrome Scuff Plate, 4-Pack

1/2" Aluminum Hood Pin Kits

Kits include two each: 4" x 1/2" dia. aluminum pins, aluminum scuff plates, flip over style, 1/4" dia. steel clips, and four nuts. Clip flips over pin and over-center action locks clip in place.



Color	Complete Kit	Pins Only, 1-Pair
Silver (Plain)	ALL18500	ALL18507
Red Anodized	ALL18501	ALL18508
Blue Anodized	ALL18502	ALL18509
Gold Anodized	ALL18503	ALL18510
Black Anodized	ALL18504	ALL18511

Replacement Parts

- ALL18506..... 1/4" Flip-Over Clip, 2-Pack
- ALL18518..... Aluminum Scuff Plate, 1/2" Hole, 4-Pack

3/8" Aluminum Hood Pin Kits

Kits include two aluminum 3-1/2" x 3/8" dia. pins, two aluminum scuff plates, two flip over style 3/16" dia. steel clips, and four nuts. Clip flips over stud and locks into place. Over-center action keeps clip in place.



Color	Complete Kit	Pins Only, 1-Pair
Silver (Plain)	ALL18480	ALL18487
Red Anodized	ALL18481	ALL18488
Blue Anodized	ALL18482	ALL18489
Black Anodized	ALL18484	ALL18491

Replacement Parts

- ALL18515..... 3/16" Flip-Over Clip, 2-Pack
- ALL18519..... Aluminum Scuff Plate, 3/8" Hole, 4-Pack
- ALL18471..... Scuff Plate, 1/2" Hole, 4-Pack
- ALL18515..... 3/16" Flip-Over Clip, 2-Pack




Zack VanderBeek

Photo: Buck Monson

Lightweight Hood Pin Kits

Kits include two 2-3/4" long gun-drilled aluminum pins, two clips, two lightweight aluminum plates and four steel jam nuts.



Color	Kit With 3/8" Pins	Kit With 1/2" Pins
Silver (Plain)	ALL18472	ALL18476
Black Anodized	ALL18473	ALL18477

Replacement Parts

- ALL18492 3/8" Hood Pin, Silver, 2-Pack **NEW!**
- ALL18493 3/8" Hood Pin, Black, 2-Pack **NEW!**
- ALL18494 1/2" Hood Pin, Silver, 2-Pack **NEW!**
- ALL18495 1/2" Hood Pin, Black, 2-Pack **NEW!**
- ALL18470 Scuff Plate, 3/8" Hole, 4-Pack

Hood Pin Supports

Supports thread onto hood pins (before installation) and are a good alternative to sections of rubber hose commonly used to support hoods and deck lids. Once supports are in place, a set screw prevents movement. Supports work with Allstar Performance aluminum hood pins and other fully threaded hood pins. Package of 2.



- ALL18478 3/8"-24
- ALL18479 1/2"-20

Hood Pin Extensions

Aluminum extensions fit into existing chassis mounts. 1/2"-20 male to 1/2"-20 female.



- ALL18524 1" Tall
- ALL18525 2" Tall

Hood Pin Adapters

Aluminum adapters convert existing chassis mounts over to hood pin mounts.



- ALL18526 Converts 1/2" Fine Hood Pin Mount To 3/8" Hood Pin, 1/2"-20 Male To 3/8"-24 Female
- ALL18527 Converts 1/2" Coarse Mount To 1/2" Hood Pin, 1/2"-13 Male To 1/2"-20 Female

Plastic Scuff Plates

Sturdy plastic scuff plates have a raised center for quick easy removal of hood pin clips. Plates have a 1/2" center hole and four recessed rivet holes for simplified installation. Package of 4.



- ALL18430 Black
- ALL18431 White
- ALL18432 Red
- ALL18433 Blue
- ALL18434 Orange

Scuff Plates

Scuff plates are used to protect painted finishes from repeated hood pin clip use. Plates are drilled for mounting screws or 1/8" diameter rivets. Package of 4.

Description	1/2" Hole	3/8" Hole
Chrome Steel	ALL18517	-
Aluminum	ALL18518	ALL18519
L/W Aluminum	ALL18471	ALL18470



Hood Pin Clips

The same quick removal pins and clips included with Allstar's hood pin kits. Hair pin clip has a rotated loop for easy grasp and the flip over clips have a loop with an over center locking feature that keeps pin in place. Package of 2.

- ALL18516..... Hairpin Clip, 5/32"
- ALL18515..... Flip-Over Clip, 3/16"
- ALL18506..... Flip-Over Clip, 1/4"



Flip-Over Clip With Lanyard

Our most popular size flip-over clip commonly used with hood pins is now available with an added lanyard which fastens to body panel for easy installation and prevention of lost clips. Sold each.

- ALL18460..... Clip With 6" Lanyard
- ALL18462..... Clip With 10" Lanyard



Steel Lanyards

Steel lanyards feature 1/16" diameter cable with 3/4" loops on each end for light duty applications such as hood pins or retention of similar type fasteners to prevent loss.

- ALL18461..... 6" Long
- ALL18463..... 10" Long



Nylon Lanyards **ALL18468**

Nylon lanyards feature a molded end with a 3/16" hole on one end and a snap together open loop on the other end to quickly and easily secure a variety of components. Once snapped together, loop is permanently locked. 10" long, package of 4.

Diaper Pins

Steel diaper pins are zinc coated. Sold each.

- ALL18446..... 1-3/4", .060" Diameter
- ALL18448..... 2-3/4", .090" Diameter



Lock Pins

Use lock pin in place of a bolt for items that need to be removed frequently or easily. Wire loop folds over pin to lock in place. Size noted is under head length to end of pin. Sold each.

- ALL18452..... 1/4" x 2"
- ALL18454..... 5/16" x 2-3/4"

Aluminum Line Clamps

Aluminum clamps have a protective neoprene cushion to prevent abrasion and a 1/4" mounting hole to secure electrical wiring, hoses or cables to a panel or frame.

Clamp Size	10-Pack	50-Pack
3/16"	ALL18300	ALL18300-50
1/4"	ALL18301	ALL18301-50
3/8"	ALL18302	ALL18302-50
1/2"	ALL18303	ALL18303-50
5/8"	ALL18304	ALL18304-50
3/4"	ALL18305	ALL18305-50
7/8"	ALL18306	ALL18306-50
1"	ALL18307	ALL18307-50
1-1/4"	ALL18308	ALL18308-50



Nylon Line Clamps

Black nylon clamps have a 3/16" mounting hole to secure electrical wiring, hoses or cables to a panel or frame.

Clamp Size	10-Pack	50-Pack
1/8"	ALL18309	ALL18309-50
3/16"	ALL18310	ALL18310-50
1/4"	ALL18311	ALL18311-50
3/8"	ALL18312	ALL18312-50
1/2"	ALL18313	ALL18313-50
5/8"	ALL18314	ALL18314-50
3/4"	ALL18315	ALL18315-50
1"	ALL18317	ALL18317-50



Universal Line Clamps

Two-Piece aluminum clamps dress up wiring or hard line. Package of 4.

- ALL18320..... 3/16"
- ALL18321..... 1/4"
- ALL18322..... 5/16"
- ALL18323..... 3/8"



Hose Clamps


Heavy duty all stainless steel construction clamps are easily tightened with a deep slot hex head screw. Superior to standard hardware store clamps.



Part No.	Min O.D.	Max O.D.
2-Pack		
ALL18330	1/4"	5/8"
ALL18332	1/2"	1-1/8"
ALL18334	1"	2"
ALL18336	1-5/16"	2-1/4"
ALL18338	1-9/16"	2-1/2"
ALL18340	1-5/8"	3-1/2"
ALL18342	2-5/8"	4-1/2"
10-Pack		
ALL18330-10	1/4"	5/8"
ALL18332-10	1/2"	1-1/8"
ALL18334-10	1"	2"
ALL18336-10	1-5/16"	2-1/4"
ALL18338-10	1-9/16"	2-1/2"

Ludwig Clamps ALL18232

Clamps are used to secure access panels, deck lids and a variety of other items in place. Zinc plated carbon steel clamps have a 3/16" mounting hole allowing clamp to be bolted or riveted in place. Package of 4.



Nylon Tie Wraps

Secure electrical wiring, gauge lines and roll bar padding. 100 per bag. Available in black, natural, red, blue, yellow and purple nylon.



Black

- ALL14120 3-3/4"
- ALL14122 6"
- ALL14123 7-1/4"
- ALL14124 11-1/4"
- ALL14125 14-1/4"

Natural

- ALL14130 3-3/4"
- ALL14132 6"
- ALL14133 7-1/4"
- ALL14134 11-1/4"
- ALL14135 14-1/4"

Red

- ALL14126 7-1/4"
- ALL14127 14-1/4"

Blue

- ALL14128 7-1/4"
- ALL14129 14-1/4"

Yellow

- ALL14136 7-1/4"
- ALL14137 14-1/4"

Purple

- ALL14138 7-1/4"
- ALL14139 14-1/4"

Heavy Duty Nylon Tie Wraps

Heavy duty black nylon ties are ideal for emergency repairs and applications that require a secure attachment.

- ALL14380 8", 25-Pack
- ALL14381 14", 25-Pack
- ALL14383 21", 10-Pack
- ALL14385 36", 10-Pack



Nylon Flush Fit Tie Wraps

Flush fit design ties have the excess portion of the tie exit in the same direction as the original tie helping to eliminate the protruding sharp portion remaining as found in standard ties. Package of 100.

- ALL14395 8" Long
- ALL14396 11" Long



Nylon Tie Wraps With Mounting Holes

Built-in tab with mounting hole to easily secure wiring harnesses, hoses or cables to a panel with rivets or other fasteners. Package of 25.

- ALL14390 8" With #10 Hole
- ALL14391 11" With #10 Hole
- ALL14392 14" With 1/4" Hole



Tie Wrap Tool ALL11005

Tired of cuts from nylon tie wraps that have been trimmed with standard wire cutters? This tool does a great job of drawing nylon ties tight around bundles of wires or cables in tight areas and easily cuts flush with a twist of the wrist. ABS constructed tool has steel cutting blades and works with common size nylon wire ties.



Stainless Steel Tie Wraps

Stainless steel ties are an excellent choice when securing header wrap to exhaust tubes or similar applications when nylon wraps won't stand up to the heat! Rust and corrosion resistant cable ties are T-304 stainless.

- ALL34262 7-1/2" Long, Package of 8
- ALL34264 14-1/2" Long, Package of 4



Tie Wrap Mounting Bases

Self-adhesive mounting bases provide a location for attaching standard tie wraps to secure wiring, cables and hoses. Bases mount to clean flat surfaces and accept 75# and smaller wire ties. Package of 10.

- ALL14116 3/4" x 3/4" Mounting Base
- ALL14117 1-1/8" x 1-1/8" Mounting Base



Rusty Schlenk

Photo: John Berglund



Brian Ruhlman

Photo: John Berglund



Brian Ruhlman

Photo: John Berglund



⚠ WARNING PROP. 65 (See Page 113)
NPT To AN Fittings

1/8"-27NPT steel fittings are commonly used when connecting braided lines to brake calipers, engine oiling systems, etc.

- ALL50000 1/8"NPT Male To -3AN Straight, 2-Pack
- ALL50001..... 1/8"NPT Male To -4AN Straight, 2-Pack
- ALL50010..... 1/8"NPT Male To -3AN 45 Deg.
- ALL50011 1/8"NPT Male To -4AN 45 Deg.
- ALL50018..... 1/8"NPT Male To -3AN 90 Deg.
- ALL50019..... 1/8"NPT Male To -4AN 90 Deg.
- ALL50020..... 1/8"NPT Male To -3AN 90 Deg. Tall
- ALL50021 1/8"NPT Male To -4AN 90 Deg. Tall
- ALL50199..... 1/8"NPT Female To -3AN
- ALL50200..... 1/8"NPT Female To -4AN



NPT Fittings

Popular 1/8"-27NPT fittings used for a variety of applications.

- ALL50182 1/8"NPT Plug, 4-Pack
- ALL50184 1/8"NPT Male Union, 4-Pack
- ALL50185 1/8"NPT Female Union, 4-Pack
- ALL50199 1/8"NPT Female To -3AN
- ALL50200..... 1/8"NPT Female To -4AN
- ALL50138 1/8"NPT Tee, 2-Pack
- ALL50139 1/8"NPT Tee, 2-Pack



Petcock ALL99030

Replacement petcock for Allstar breather and overflow tanks is also perfect for draining coolant from engines. 1/4"NPT threads.



Caliper Fittings

Commonly used in stock type calipers in place of the banjo fitting and bolt. Fittings allow direct connection to a steel braided line. Fittings are sold in a pack of 2.

- ALL50029..... 3/8"-24 To -3AN Straight
- ALL50030..... 3/8"-24 To -4AN Straight
- ALL50032..... 7/16"-20 To -4AN Straight
- ALL50035..... 7/16"-20 To -4AN 90 Deg.
- ALL50037..... 10mm - 1.50 To -3AN Straight
- ALL50036..... 10mm - 1.50 To -4AN Straight
- ALL50040 10mm - 1.50 To Female 1/8"-27NPT



Bleeder Fitting With Screw ALL50180

Designed for popular aftermarket calipers, these fittings have 1/8"-27 threads and include a 1/4"-28 bleeder screw. Sold in a pack of 4.



⚠ WARNING PROP. 65 (See Page 113)
Banjo Fittings

Banjo fittings are commonly used with banjo bolts and crush washers in stock type calipers to allow direct connection of a steel braided line and allow pivoting the line as needed. Fittings are sold in a pack of 2.

- ALL50060 3/8" To -3AN
- ALL50061..... 3/8" To -4AN
- ALL50062..... 7/16" To -3AN
- ALL50063..... 7/16" To -4AN
- ALL50067..... 10mm To -3AN
- ALL50068 10mm To -4AN
- ALL50066..... 10mm To -4AN Extended



Banjo Bolts

Banjo bolts are a drilled bolt to allow fluid to pass through and are commonly used with banjo fittings and crush washers in stock type calipers to allow direct connection of a steel braided line. Pack of 2.

- ALL50070..... 3/8"-24
- ALL50072..... 7/16"-20
- ALL50076..... 10mm-1.25
- ALL50077..... 10mm-1.50



Crush Washers

Crush washers are used when sealing metal to metal contact points of banjo fittings and bolts. Soft material conforms to the irregularities of the sealing surfaces. Washers are sold in a pack of 10.

- ALL50082..... 3/8" And 10mm
- ALL50080 ... 7/16"



Inverted Flare Fittings

An inverted flare fitting is a common standard brake fitting designed to withstand the high pressures found in braking systems.

- ALL50120 3/16" To Male 1/8"-27NPT Straight, 4-Pack
- ALL50125 3/16" To Male 1/8"-27NPT 90 Degree, 4-Pack
- ALL50127 3/16" To Female 1/8"-27NPT, 4-Pack
- ALL50136 3/16" Tee, 2-Pack
- ALL50137 3/16" Tee w/1/8"-27NPT Port
- ALL50135 3/16" Tee With 1/8"-27NPT Male Nipple On Side
- ALL50183 3/16" Plug, 4-Pack
- ALL50130 3/16" Union, 4-Pack
- ALL50121 1/4" To 1/8"-27NPT Straight, 4-Pack
- ALL50129 1/4" To 5/16", 2-Pack
- ALL50131 1/4" Union, 4-Pack
- ALL50132 5/16" Union, 4-Pack
- ALL50133 3/8" Union, 4-Pack



Bolt-In Adapter Fittings

Bulkhead style aluminum fittings adapt 3/16" inverted flare line to an AN type fitting. The 9/16" threaded body with attaching nut can be mounted through a C-channel style frame or a chassis tab.



- ALL50104 3/16" To 3AN
- ALL60092 Weld-On Tabs, 4-Pack
- ALL50105..... 3/16" To 4AN

WARNING PROP. 65 (See Below)

Clip-In Adapter Fittings

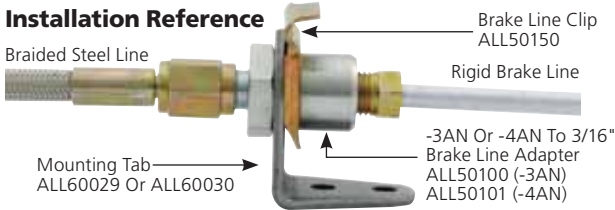
Steel adapter fittings provide a bulkhead style connection to AN lines that can be mounted directly to the chassis by using tabs or brackets and retainer clips. Fittings fit in a 5/8" hole and sold in a pack of 2.

- ALL50100..... 3/16" Inverted Flare To -3AN
- ALL50101..... 3/16" Inverted Flare To -4AN
- ALL50102..... 1/8"-27NPT To 3AN
- ALL50103..... 1/8"-27NPT To 4AN
- ALL60029..... Bolt-on Tabs 2-Pack
- ALL60030..... Weld-on Tabs 4-Pack
- ALL50150..... Retainer Clip 4-Pack



TECH TIP

Installation Reference



Inverted Flare Nuts

Flare nuts are used for building custom hard brake lines, transmission cooler lines, oil lines and fuel lines. 3/16" and 1/4" nuts are available to fit most master cylinder and metering/proportioning valve applications. Select proper thread size for line used.

Part No.	Size	Color	Qty.
Flare Nuts For 3/16" Line			
ALL50110	3/8"-24	Zinc Plated	10-Pack
ALL50111	3/8"-24	Stainless	10-Pack
ALL50113	7/16"-20	Red	2-Pack
ALL50114	1/2"-20	Green	2-Pack
ALL50115	9/16"-18	Olive	2-Pack
Flare Nuts For 1/4" Line			
ALL50116	7/16"-20	Zinc Plated	10-Pack
ALL50117	7/16"-20	Stainless	10-Pack
ALL50118	1/2"-20	Gold	2-Pack
ALL50119	9/16"-18	Blue	2-Pack
Flare Nuts For 5/16" Line			
ALL50140	1/2"-20	Zinc Plated	10-Pack
ALL50141	1/2"-20	Stainless	4-Pack
Flare Nuts For 3/8" Line			
ALL50142	5/8"-18	Zinc Plated	10-Pack
ALL50143	5/8"-18	Stainless	4-Pack

Master Cylinder Adapter Fittings

ALL41012

Fittings adapt master cylinders or combination valves with 1/2"-20 and 9/16"-18 ports to accept 3/16" inverted flare brake line with standard 3/8"-24 fittings. Kit includes one of each fitting.



WARNING: PROP. 65

The products on this page can expose you to lead, which is known to the State of California to cause cancer, birth defects or other reproductive harm.

WARNING PROP. 65 (See Below)

3/16" Nylon Brake Line Compression Fittings



3/16" Nylon Brake Line Push Lock Fittings



Steel Tube Nuts

Tube nuts and sleeves are used when making hard line connections to male AN fittings. Line requires a 37 degree flare for proper sealing. Package of 4.

- ALL50300..... -3AN Tube Nut
- ALL50310..... -3AN Tube Sleeve



Aluminum Tube Nuts And Sleeves

Aluminum tube nuts and sleeves are used with corresponding hard lines to connect to male AN fittings. Line requires a 37 degree flare for proper sealing. Package of 2.

Size (Female)	For Tubing O.D.	Tube Nut	Tube Sleeve
-3	3/16"	ALL50320	ALL50330
-4	1/4"	ALL50321	ALL50331
-6	3/8"	ALL50322	ALL50332
-8	1/2"	ALL50323	ALL50333
-10	5/8"	ALL50324	ALL50334



Quick Disconnect Couplings

2-piece couplings allow lines to be separated without loss of fluid or requirement of bleeding. Commonly used on brake systems when changing front or rear axle assembly, hydraulic wing cylinders, a hydraulic clutch system using a hydraulic throw out bearing or when servicing a transmission with an internal hydraulic clutch.



- ALL50215..... Steel Coupling With 1/8" NPT Female Threads
- ALL50212..... Alum. Coupling With -3AN Male Threads
- ALL50213..... Alum. Coupling With -4AN Male Threads
- ALL50209..... Premium Coupling Fitting With 3AN Male Threads



Coated Braided Steel Lines

Black coated braided steel lines have black aluminum ends. Choose #2, #3 or #4 line in straight/straight or straight/ 90° configurations. Lengths stated are overall, end to end.



Length	#2 Line		#3 Line		#4 Line	
	Two -3 Straight	Two -3 Straight	-3 90° and -3 Straight	Two -4 Straight Ends	-4 90° And -4 Straight	
6"	ALL48385	ALL48387	ALL48413	ALL48349	ALL48398	
9"	ALL48386	ALL48388	ALL48414	ALL48350	ALL48399	
12"	ALL48371	ALL48361	ALL48415	ALL48351	ALL48400	
15"	ALL48372	ALL48362	ALL48416	ALL48352	ALL48401	
18"	ALL48373	ALL48363	ALL48417	ALL48353	ALL48402	
21"	ALL48374	ALL48364	ALL48418	ALL48354	ALL48403	
24"	ALL48375	ALL48365	ALL48419	ALL48355	ALL48404	
30"	ALL48376	ALL48366	ALL48420	ALL48356	ALL48405	
36"	ALL48378	ALL48368	ALL48422	ALL48358	ALL48407	
48"	ALL48379	ALL48369	ALL48423	ALL48359	ALL48408	
60"	ALL48380	ALL48370	ALL48424	ALL48360	ALL48409	
73"	ALL48383	ALL48382	ALL48425	ALL48381	ALL48410	

NEW! Coated Lines With Steel Ends, See Page 7.

90 Degree Swivel Fitting

Black anodized aluminum fitting swivels a full 360 degrees for convenient hose connection. 1/8" NPT fitting is commonly used in after-market calipers, gauge panels or anywhere a swivel connection would be useful.

ALL50108..... 1/8" NPT to -3AN
 ALL50109..... 1/8" NPT to -4AN



AN Union Fittings

Black anodized aluminum flare union adapter fittings are commonly used to connect two hoses with female AN ends.

ALL50090 -3AN to -3AN
 ALL50091..... -4AN to -4AN



Bulkhead Fittings

Black anodized aluminum bulkhead adapter fittings are the perfect when plumbing needs to pass through a firewall, interior panel or a mounting bracket.

ALL50092..... Straight -3AN to -3AN
 ALL50093..... Straight -4AN to -4AN
 ALL50094..... 90 Degree -3AN to -3AN
 ALL50095..... 90 Degree 4AN to -4AN
 ALL50096..... Tee (Run) 3AN (3x)
 ALL50097..... Tee (Run) -4AN (3x)
 ALL50098..... -3AN Bulkhead Nut
 ALL50099..... -4AN Bulkhead Nut



ALL50092
ALL50093


ALL50094
ALL50095

ALL50096
ALL50097

Bulkhead Mounting Tab

ALL60093

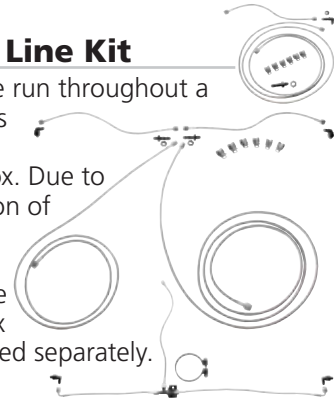
One-piece steel mounting tab with 7/16" hole can be bolted to the chassis or rear end to hold bulkhead fittings in place. Bracket is 5/64" thick.



Mounting Tab shown with ALL50093 -4 Straight Bulkhead Fitting and ALL50099 Bulkhead Nut.

Dirt Race Car Brake Line Kit

Kit allows braided lines to be run throughout a dirt race car. Includes all lines needed to reach from the calipers to inside the foot box. Due to brand preference and location of pedals, master cylinders and brake shut off, the specific fittings and lines to complete plumbing inside the foot box area will need to be purchased separately.



Concerned about brake pressure? This kit uses #3 line size for stiffer pedal feel while utilizing the more popular -4AN ends.

ALL42052..... Kit For Dirt Modifieds With OEM Calipers
 ALL42053..... Kit For Dirt Modifieds With Aftermarket Calipers
 ALL42054..... Kit For Dirt Late Models With Aftermarket Calipers

Rear End Brake Line Kit (Single Line Drop)

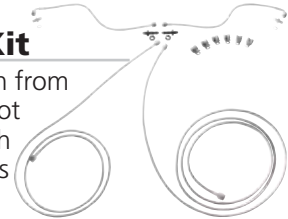
Kit is designed to eliminate "hanging" brake lines near the rear calipers. Rear Brake Line Kits utilize a single line drop located near the left side of the center section. From the drop, the lines tee and run over the top back side of the center section, then across the backside of axle tubes to the calipers. Kit includes braided lines (#3 line with -4AN ends), -4AN tee, 3" axle tube clamp bracket and a tee bracket.



ALL42056... Kit For Dirt Modifieds (60" Wide) With OEM Calipers
 ALL42057... Kit For Dirt Modifieds (60" Wide) W/Aftermarket Calipers
 ALL42058... Kit For Dirt Late Models (62" Wide) W/Aftermarket Calipers

Front End Brake Line Kit

Kits include braided lines to reach from the front calipers to inside the foot box. Braided lines are #3 size with -4AN ends. The #3 line size offers a stiffer pedal feel while utilizing the more popular -4AN ends.



ALL42060..... Kit For Dirt Modifieds With OEM Calipers
 ALL42061..... Kit For Dirt Modifieds With Aftermarket Calipers
 ALL42062..... Kit For Dirt Late Model With Aftermarket Calipers
 Note: Visit our website for specific components used in these kits!

Braided Steel Lines

A wide selection of braided steel lines in various lengths. All lines come with one straight end and your choice of straight, 45° or 90° on the other end. The inner PTFE hose is compatible with all brake fluids. The braided stainless steel outer covering resists abrasion and corrosion. Ideal for use where bending and flexing occur. More durable than rubber hose. Lengths stated are overall end to end including fittings.

Note: Lines are also available in 5-pack and 25-pack quantities. Add a (-5) or (-25) to end of part number. Example ALL46400-6-25 for a 25-pack. Lengths stated are overall end to end including fittings. Lines are NOT D.O.T. approved.

NEW! Coated Lines With Steel Ends, See Page 7.



#3 Braided Steel Lines With -3 Ends



Length	Straight	45°	90° Forged	90° Tube
6"	ALL46300-6	-	ALL46302-6	ALL46304-6
9"	ALL46300-9	-	ALL46302-9	ALL46304-9
10"	ALL46300-10	-	ALL46302-10	ALL46304-10
12"	ALL46300-12	-	ALL46302-12	ALL46304-12
14"	ALL46300-14	ALL46301-14	ALL46302-14	ALL46304-14
15"	ALL46300-15	ALL46301-15	ALL46302-15	ALL46304-15
16"	ALL46300-16	ALL46301-16	ALL46302-16	ALL46304-16
18"	ALL46300-18	ALL46301-18	ALL46302-18	ALL46304-18
20"	ALL46300-20	-	ALL46302-20	ALL46304-20
21"	ALL46300-21	-	ALL46302-21	ALL46304-21
22"	ALL46300-22	-	ALL46302-22	ALL46304-22
24"	ALL46300-24	ALL46301-24	ALL46302-24	ALL46304-24
26"	ALL46300-26	-	ALL46302-26	ALL46304-26
28"	ALL46300-28	-	ALL46302-28	ALL46304-28
30"	ALL46300-30	-	ALL46302-30	ALL46304-30
32"	ALL46300-32	-	ALL46302-32	ALL46304-32
34"	ALL46300-34	ALL46301-34	-	-
36"	ALL46300-36	-	ALL46302-36	ALL46304-36
40"	ALL46300-40	-	-	-
42"	ALL46300-42	-	ALL46302-42	ALL46304-42
43"	ALL46300-43	-	-	-
44"	ALL46300-44	-	-	-
47"	ALL46300-47	-	-	-
48"	ALL46300-48	-	ALL46302-48	ALL46304-48
50"	ALL46300-50	-	-	-
60"	ALL46300-60	-	ALL46302-60	ALL46304-60
108"	ALL46300-108	-	-	-
120"	ALL46300-120	-	-	-
180"	ALL46300-180	-	-	-

#4 Braided Steel Lines With -4 Ends




Length	Straight	45°	90° Forged	90° Tube
6"	ALL46400-6	-	ALL46402-6	ALL46404-6
9"	ALL46400-9	-	ALL46402-9	ALL46404-9
10"	ALL46400-10	-	ALL46402-10	ALL46404-10
12"	ALL46400-12	-	ALL46402-12	ALL46404-12
14"	ALL46400-14	-	ALL46402-14	ALL46404-14
15"	ALL46400-15	ALL46401-15	ALL46402-15	ALL46404-15
16"	ALL46400-16	-	ALL46402-16	ALL46404-16
18"	ALL46400-18	ALL46401-18	ALL46402-18	ALL46404-18
20"	ALL46400-20	-	ALL46402-20	ALL46404-20
21"	ALL46400-21	-	ALL46402-21	ALL46404-21
22"	ALL46400-22	-	ALL46402-22	ALL46404-22
24"	ALL46400-24	ALL46401-24	ALL46402-24	ALL46404-24
26"	ALL46400-26	-	ALL46402-26	ALL46404-26
28"	ALL46400-28	-	ALL46402-28	ALL46404-28
30"	ALL46400-30	-	ALL46402-30	ALL46404-30
32"	ALL46400-32	-	ALL46402-32	ALL46404-32
36"	ALL46400-36	-	ALL46402-36	ALL46404-36
42"	ALL46400-42	-	ALL46402-42	ALL46404-42
48"	ALL46400-48	-	ALL46402-48	ALL46404-48
60"	ALL46400-60	-	ALL46402-60	ALL46404-60
90"	ALL46400-90	-	-	-
120"	ALL46400-120	-	ALL46402-120	ALL46404-120
180"	ALL46400-180	-	-	-

#3 Braided Steel Lines With -4 Ends



Length	Two -4 Straight Ends	-4 90° And -4 Straight
9"	ALL46310-9	ALL46312-9
12"	ALL46310-12	ALL46312-12
15"	ALL46310-15	ALL46312-15
18"	ALL46310-18	ALL46312-18
21"	ALL46310-21	ALL46312-21
24"	ALL46310-24	ALL46312-24
28"	ALL46310-28	ALL46312-28
32"	ALL46310-32	ALL46312-32
36"	ALL46310-36	ALL46312-36
42"	ALL46310-42	ALL46312-42
48"	ALL46310-48	ALL46312-48
60"	ALL46310-60	ALL46312-60
120"	ALL46310-120	ALL46312-120

Braided Steel Lines With 10mm Banjo Fitting



Length	#3 Line		#4 Line
	-3 Straight	-4 Straight	-4 Straight
18"	ALL46340-18*	-	ALL46440-18
21"	-	-	ALL46440-21
24"	-	ALL46341-24	ALL46440-24
44"	ALL46340-44	-	-

***NEW!**

#4 Braided Steel Lines With 1/8" NPT And Straight -4 Ends

Length	Part No.
18"	ALL46420-18
24"	ALL46420-24
30"	ALL46420-30
36"	ALL46420-36
48"	ALL46420-48



#3 Braided Steel Lines With 3/16" Inverted Flare 90° And Straight -3 Ends

Length	Part No.
24"	ALL46332-24
36"	ALL46332-36
48"	ALL46332-48






Brake Hose Kits

Kits include everything necessary to complete the connection between a 3/16" steel brake line and the brake caliper including two 15" steel braided hoses. Designed to fit calipers with 10mm x 1.50 threads (ALL42083/ALL42084) or 7/16" x -20 threads (ALL42081/ALL42082).

Kit Components:

- Two 15" Hoses With -3AN Ends
- Two Banjo Bolts
- Four Crush Washers
- Two Brake Line Clips
- Two -3AN To 3/16" Steel Brake Line Adapters
- Two -3AN Banjo Fittings
- Two Brake Line Tabs



ALL42025 GM Metric Kit With 10mm-1.50" Fittings
 ALL42027 Big GM Kit With 7/16"-20 Fittings

D.O.T. Legal Brake Hose Kits

Kits include two 16" long #3 stainless steel braided lines with banjo fittings attached, banjo bolts, crush washers, frame adapter fittings, frame tabs and holding clips.



ALL42032 GM Metric Kit With 10mm-1.50 Bolts
 ALL42033 Big GM Kit With 7/16"-20 Bolts

TECH TIP

Using #3 line with the more popular -4AN ends provides higher brake pressure than using #4 line.



#3 Fitting And Line



#4 Fitting And Line

Images are shown to illustrate size differences.

Gauge Line Kits

Gauge line kits provide easy connection to most mechanical oil and fuel pressure gauges. Included is a pre-assembled length of #4 braided steel line with -4AN ends and male and female 1/8"NPT adapters to work with most applications.

ALL46110-36 Kit With 36" Line
 ALL46110-48 Kit With 48" Line
 ALL46110-60 Kit With 60" Line
 ALL46110-72 Kit With 72" Line



Clutch Line Kits

Designed to connect clutch master cylinder to hydraulic throw-out bearing or directly to transmissions with internal clutches. Pre-assembled braided steel hose assemblies have #3 lines and are fitted with one -3AN straight end and one 3/16" inverted flare 90 degree hard line end. Also includes one 1/8" male to -3AN fitting (ALL50000).

ALL46100-24 Kit With 24" Line
 ALL46100-36 Kit With 36" Line
 ALL46100-48 ... Kit With 48" Line



Universal Clutch Line Kit ALL46101-36

Universal kit includes a variety of fittings to connect most master cylinders to a hydraulic slave cylinder, throw-out bearing or to an internal clutch transmission including Bert and Brinn style transmissions. Kit includes an 8" long 3/16" hard line, one each of a straight and 90 degree male 1/8"NPT to 3/16" inverted flare fittings, one straight female 1/8"NPT to 3/16" inverted flare fitting, two straight male 1/8"NPT to -4AN hose fittings, a 36" #4 braided steel hose with -4 straight fittings and line clamps for the steel and braided line.



Steel Brake Line

Steel brake line is available in lengths from 8" to 72" for plumbing brake systems. Standard galvanized zinc coating.



Length	3/16" Line With 3/8"-24 Ends	1/4" Line With 7/16"-24 Ends
8"	ALL48048	ALL48064
12"	ALL48050	ALL48066
20"	ALL48052	ALL48068
30"	ALL48054	ALL48070
40"	ALL48056	ALL48072
51"	ALL48058	ALL48074
60"	ALL48060	ALL48076
72"	ALL48062	ALL48078

Stainless Steel Brake Line

304 Grade stainless steel line exceeds SAE and DOT requirements. Pre-made lines include standard size stainless ends for years of service and show quality finish.



Length	3/16" Line With 3/8"-24 Ends	1/4" Line With 7/16"-24 Ends
8"	ALL48300	ALL48310
12"	ALL48301	ALL48311
20"	ALL48302	ALL48312
30"	ALL48303	ALL48313
40"	ALL48304	ALL48314
51"	ALL48305	ALL48315
60"	ALL48306	ALL48316
72"	ALL48307	ALL48317

Hard Brake Line Display Rack ALL052

Display, organize, and inventory many lengths of 3/16" steel brake line. Rack measures 17" wide, and has 21 slots which hold 6 pieces each. Pre-punched mounting holes provide easy mounting on wall or display fixture. Not for use with braided brake lines.



Aluminum Fuel Line

Allstar aluminum fuel line is seamless and available in three diameters. 25 foot coil.

- ALL40180..... 3/8" Dia.
- ALL40185..... 1/2" Dia.
- ALL40186..... 5/8" Dia.



Fuel Cell Hose

Clear vent and filler hose is ideal for circle track cars. Sold in pre-cut lengths of 5', 10' and 20'.



Description	5'	10'	20'
1" I.D. Vent Hose	ALL40160-5	ALL40160-10	ALL40160-20
1-1/4" I.D. Vent Hose	ALL40161-5	ALL40161-10	ALL40161-20
1-1/2" I.D. Vent Hose	ALL40162-5	ALL40162-10	ALL40162-20
2-1/4" I.D. Filler Hose	ALL40168-5	ALL40168-10	ALL40168-20
2-1/2" I.D. Filler Hose	ALL40170-5	ALL40170-10	ALL40170-20

Coiled Tubing

Coiled tubing works great for building custom length brake lines, transmission lines and fuel lines without unions. Tubing is easily cut and flared to desired length. Stainless tubing is 304 grade and double annealed for easy flaring and bending. Coiled tubing does not include flare nuts (sold separately).



Part No.	Size	Material	Length
ALL48040	3/16"	Steel (Zinc Coated)	25 Ft.
ALL48308	3/16"	Stainless	20 Ft.
ALL48326	1/4"	Steel (Zinc Coated)	25 Ft.
ALL48318	1/4"	Stainless	20 Ft.
ALL48327	5/16"	Steel (Zinc Coated)	25 Ft.
ALL48320	5/16"	Stainless	20 Ft.
ALL48328	3/8"	Steel (Zinc Coated)	25 Ft.
ALL48322	3/8"	Stainless	20 Ft.

Inverted Flare Nuts

Flare nuts are used for building custom hard brake lines, transmission cooler lines, oil lines and fuel lines. 3/16" and 1/4" nuts are available to fit most master cylinder and metering/proportioning valve applications. Select proper thread size for line used.



Part No.	Size	Color	Qty.
Flare Nuts For 3/16" Line			
ALL50110	3/8"-24	Zinc Plated	10-Pack
ALL50111	3/8"-24	Stainless	10-Pack
ALL50113	7/16"-20	Red	2-Pack
ALL50114	1/2"-20	Green	2-Pack
ALL50115	9/16"-18	Olive	2-Pack
Flare Nuts For 1/4" Line			
ALL50116	7/16"-20	Zinc Plated	10-Pack
ALL50117	7/16"-20	Stainless	10-Pack
ALL50118	1/2"-20	Gold	2-Pack
ALL50119	9/16"-18	Blue	2-Pack
Flare Nuts For 5/16" Line			
ALL50140	1/2"-20	Zinc Plated	10-Pack
ALL50141	1/2"-20	Stainless	4-Pack
Flare Nuts For 3/8" Line			
ALL50142	5/8"-18	Zinc Plated	10-Pack
ALL50143	5/8"-18	Stainless	4-Pack

Tubing Cutters

Cut plastic, aluminum, copper or steel tubing without distorting or crushing. Standard cutter works with tubing from 1/8" up to 1-1/8" and has wide rollers for even tracking of cutter wheel, built in reamer for cleaning inside of tubing and an extra cutting wheel. Mini cutter can cut tubing from 1/8" to 5/8" in tight areas.



ALL11010



ALL11011

- ALL11010..... Mini
- ALL11011..... Standard

Double Flare Tool

ALL11015

Double flares 3/16", 1/4", 5/16", 3/8" and 1/2" steel or aluminum and .040" copper tubing at 45 degrees, the most common flare used in custom brake and fuel lines. Includes detailed instructions and a convenient plastic storage case.



37 Degree Flaring Tool

ALL11016

This -AN fitting flare tool is essential when working with 37 degree flared fittings. Tool for use with soft copper, aluminum and brass tubing will precisely flare from -3 to -10 and 3/16" to 5/8".



Aluminum Line Clamps

Aluminum clamps have a protective neoprene cushion to prevent abrasion and a 1/4" mounting hole to secure electrical wiring, hoses or cables to a panel or frame.

Clamp Size	10-Pack	50-Pack
3/16"	ALL18300	ALL18300-50
1/4"	ALL18301	ALL18301-50
3/8"	ALL18302	ALL18302-50
1/2"	ALL18303	ALL18303-50
5/8"	ALL18304	ALL18304-50
3/4"	ALL18305	ALL18305-50
7/8"	ALL18306	ALL18306-50
1"	ALL18307	ALL18307-50
1-1/4"	ALL18308	ALL18308-50



Nylon Line Clamps

Black nylon clamps have a 3/16" mounting hole to secure electrical wiring, hoses or cables to a panel or frame.

Clamp Size	10-Pack	50-Pack
1/8"	ALL18309	ALL18309-50
3/16"	ALL18310	ALL18310-50
1/4"	ALL18311	ALL18311-50
3/8"	ALL18312	ALL18312-50
1/2"	ALL18313	ALL18313-50
5/8"	ALL18314	ALL18314-50
3/4"	ALL18315	ALL18315-50
1"	ALL18317	ALL18317-50





Universal Line Clamps

Two-Piece aluminum clamps dress up wiring or hard line. Package of 4.

- ALL18320 3/16"
- ALL18321 1/4"
- ALL18322 5/16"
- ALL18323 3/8" Nylon



Brake Line Kit ALL48030

Quickly plumb any race car using an Allstar nylon brake line kit. Kit extends from the master cylinder to the caliper and includes 35 feet of 3/16" line, compression ends, unions, tees and 1/8" NPT fittings. Race proven for years. Not for street use.



Deluxe Nylon Brake Line Kits

Deluxe kits feature push lock fittings to ease installation. Kits include 30 feet of 3/16" line and fittings. Not for street use.

- ALL48018 For Use W/O Brake Gauges
- ALL48019 For Use W/Brake Gauges



3/16" Nylon Brake Line

- ALL48026 10 Ft.
- ALL48027 50 Ft.
- ALL48028 100 Ft.

See Page 113 For Individual Nylon Brake Line Fittings

Caps And Plugs

A must for keeping debris out of lines and hoses. Ideal for keeping internal components of dry sump pumps, fuel pumps, pressure regulators, etc. clean during storage. Caps and plugs fit 37° flared fittings and straight threaded ports. Available in plastic and aluminum.




Cap	Plug	AN Size	Thread Size	No. Per Pkg.
Plastic Caps And Plugs				
ALL50801	ALL50811	-3	3/8"-24	20
ALL50802	ALL50812	-4	7/16"-20	20
ALL50803	ALL50813	-6	9/16"-18	20
ALL50804	ALL50814	-8	3/4"-16	20
ALL50805	ALL50815	-10	7/8"-14	10
ALL50806	ALL50816	-12	1-1/16"-12	10
ALL50807	ALL50817	-16	1-5/16"-12	10
ALL50808	ALL50818	-20	1-5/8"-12	5
Aluminum Caps And Plugs				
ALL50821	ALL50831	-3	3/8"-24	20
ALL50822	ALL50832	-4	7/16"-20	20
ALL50823	ALL50833	-6	9/16"-18	20
ALL50824	ALL50834	-8	3/4"-16	20
ALL50825	ALL50835	-10	7/8"-14	10
ALL50826	ALL50836	-12	1-1/16"-12	10
ALL50827	ALL50837	-16	1-5/16"-12	10

Cap And Plug Kits

Kits include five of each size, -3 to -16.

- ALL50800 Plastic Cap Kit
- ALL50810 Plastic Plug Kit
- ALL50820 Aluminum Cap Kit
- ALL50830 Aluminum Plug Kit



Grommet Set ALL18360

Grommets are perfect for protecting wiring and hoses that pass through panels up to 1/16" (.062") thick. Kit includes 36 grommets (6 of each size: 1/4", 5/16", 3/8", 1/2", 5/8" and 11/16"). Grommets are also available in size specific 10-packs.



Part No.	Grommet Hole I.D.	Panel Hole I.D.
ALL18362	3/16"	5/16"
ALL18363	1/4"	3/8"
ALL18364	5/16"	7/16"
ALL18365	3/8"	1/2"
ALL18366	1/2"	5/8"
ALL18367	5/8"	7/8"
ALL18368	11/16"	1"

Vacuum Line

Premium vacuum line resists kinking and is pliable for easy routing. Often used when connecting sensors, vacuum advance units, windshield washers or replacing existing cracked, leaking vacuum lines. Size indicated is I.D. of hose.

- ALL40340 5/32", 5' Long
- ALL40341 5/32", 50' Long
- ALL40342 7/32", 5' Long
- ALL40343 7/32", 50' Long



Fuel Line

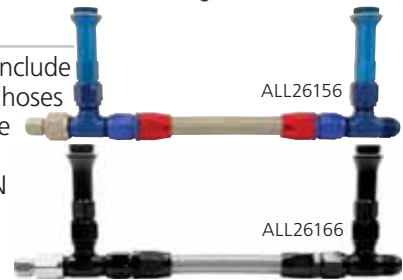
Premium fuel line is reinforced to help prevent kinking and is rated up to 50 PSI for use with carbureted applications. Fuel line has many other uses including connecting PCV valves, coolant overflow tanks, vent lines for transmissions and differentials. Line is compatible with gasoline, E-85, diesel and biodiesel. Size indicated is I.D. of hose.

- ALL40350 1/4", 3' Long
- ALL40351 1/4", 25' Long
- ALL40353 5/16", 3' Long
- ALL40354 5/16", 25' Long
- ALL40356 3/8", 3' Long
- ALL40357 3/8", 25' Long



Fuel Line Kits

Dual feed fuel line kits include the correct fittings and hoses to properly plumb single carburetor applications when connecting to AN style fitting. Line kits also include a capped -4AN fitting which can be easily connected to a fuel pressure gauge. Kits are offered with -6AN or -8AN lines and fittings.



Application	C To C	Carb Thread	Red/Blue	Black
-6 Holley (4150 Series)	9-5/16"	7/8"-20	ALL26154	ALL26164
-8 Holley (4150 Series)	9-5/16"	7/8"-20	ALL26156	ALL26166
-8 Holley (4150 Series)*	9-5/8"	7/8"-20	ALL26159	ALL26169
-8 Holley Ultra HP (4150 Series)	9-5/8"	3/4"-16	-	ALL26165
-8 Holley Dominator (4500 Series)	11-5/8"	7/8"-20	ALL26158	ALL26168
-8 BG Demon	9-5/8"	9/16"-24	ALL26157	ALL26167

*Designed for carburetors with custom metering block including Willy's and KB.

Fuel Logs

Fuel logs efficiently provide fuel to most 4150 series Holley style carburetors with 7/8"-20 inlet threads and standard metering blocks. Choose log with a -8AN male inlet fitting or -8 barbed inlet fitting for use with push lock hose. Logs have 1/2" NPT and 1/8" NPT plugs which can be removed when installing a return line or fuel pressure gauge.

ALL26152 Fuel Log With -8 Barbed Inlet Fitting
 ALL26153 Fuel Log With -8AN Male Inlet Fitting



ALL26153

Aluminum Carb Fittings

Convert Holley carburetors with 7/8"-20 threads, Holley Ultra HP with 3/4"-16 ORB threads or BG/Demon style with 9/16"-24 threads to an AN style connection. Anodized aluminum fittings simplify plumbing fuel systems and building custom fuel lines. Fittings sold each.



ALL50890
ALL50892

ALL50900

ALL50902

ALL50901

ALL50894
ALL50896

ALL50904

ALL50906

ALL50905

Fittings With:	Blue	Black
Female -6AN End Holley (7/8"-20)	ALL50890	ALL50892
Male -6AN End Holley (7/8"-20) Short	ALL50894	ALL50896
Female -8AN End Holley (7/8"-20)	ALL50900	ALL50902
Female -8AN End Holley HP (3/4"-16 ORB)	-	ALL50907
Female -8AN End BG/Demon (9/16"-24)	ALL50901	-
Male -8AN End Holley (7/8"-20) Short	ALL50904	ALL50906
Male -8AN End Holley (7/8"-20)	ALL50905	-

Replacement Component

ALL50910..... Sealing Washer for 7/8" Fittings, 10-Pack



GM T.P.I. Fuel Injection Fittings

Special tube O-ring fittings convert GM Tuned Port Injection fuel systems to -6AN fittings.

ALL50950..... TPI Return Fitting, 14mm-1.50
 ALL50951 TPI Inlet Fitting, 16mm-1.50



Sprint Wing Line Kit ALL48006

Kit with strong, lightweight, ultra flexible, heat resistant, braided lines simplifies plumbing of KSE Gen2 steering gear and wing cylinder. Complete kit includes two #4 slider lines (22" long and 36" long), one pressure line and one return line (both 18" long), four 45° aluminum valve fittings, two 90° aluminum cylinder fittings and two O-rings.



Power Steering Hose Kits

Kits include hose and fittings to properly install a remote reservoir style power steering pump to most cars. Steering box fittings are sold separately.



ALL48200

Front Mount Kits - O.E. Style Location With Pump Mounted to Front Of Engine
 ALL48204..... Kit For Stock Type Gear Box (Modified, Street Stock)
 ALL48200..... Kit For Rack And Pinion Steering

Rear Mount Kits - Pump Mounted To Bell Housing Mounted Dry Sump Pumps, Fuel Pumps, etc.
 ALL48201 Kit For Rack And Pinion **NEW!**
 ALL48205..... Kit For Steering Box **NEW!**

Power Steering Hose

The same quality **NEW!** hose included in Allstar's power steering hose kits available in a variety of lengths for building custom power steering lines or making repairs. Hose is suitable for most steering applications.

Power Steering Hose

ALL48270-3..... -6, 3' Long
 ALL48270-6 -6, 6' Long
 ALL48270-10..... -6, 10' Long
 ALL48270-15..... -6, 15' Long
 ALL48270-20..... -6, 20' Long

Stainless Hose

ALL48275-3..... -10, 3' Long
 ALL48275-6 -10, 6' Long

Power Steering Hose Ends

The same quality hose ends included in Allstar's power steering hose kits for building custom power steering lines or making repairs. Fittings are suitable for most steering applications.



ALL48271



ALL48278



ALL48272

-6 Hose Ends (Steel)

ALL48271 Straight
 ALL48272 45 Degree
 ALL48273 90 Degree

-10 Hose Ends (Aluminum)

ALL48276 Straight
 ALL48277 45 Degree
 ALL48278 90 Degree
 ALL48279 120 Degree




Power Steering Box Fittings

Allstar fittings convert most power steering boxes and racks to -6AN fitting.



O-Ring Style Fittings

- ALL48210* ... -6AN Male To 16mm Fitting With O-Ring
- ALL48211 -6AN Male To 14mm Fitting With O-Ring
- ALL48212* ... -6AN Male To 18mm Fitting With O-Ring
- ALL48214 -6AN Male To 9/16"-18 Fitting With O-Ring



Non O-Ring Style Fittings

- ALL48215 -6AN Male To 5/8"-18 Fitting
 - ALL48217 -6AN Male To 11/16"-18 Fitting
- *These are the two most common fittings when O-rings are needed.

Sprint Power Steering Lines



Assembled lines for power steering have -6AN ends and are compatible with high pressure pumps found in today's sprint cars where standard hose and fittings cannot be used. Lines are lightweight yet strong, weighing less than a standard high pressure hose assembly. Plumbing is perfect for connection of KSE steering gear to pump. 13-1/2" long.

- ALL48260 Line With Steel Ends And Protective Wrap
- ALL48261 Line With Aluminum Ends

Sprint Power Steering Supply Line

ALL48262

Gen2 supply line has a 90° -10AN and a straight -10AN aluminum fitting for a precise fit to the KSE Gen2 steering gear. New style hose is very flexible yet will not collapse under suction. Total overall length including fittings 9".



Oil Filter Adapters

Oil filter adapters are a stock replacement mount for securing oil filter to engine block when rebuilding or replacing an engine.



- ALL92000 Fits Most 1968-96 SB Chevy Including LT1, And 1968-90 Gen IV BB Chevy Engines. Aluminum Adapter With Bypass Valve Bolts To Block, 13/16"-16 Threads To Accept Oil Filter
- ALL92001 Bolt Kit For ALL92000, 2-Pieces
- ALL92003 Fits Most SB Ford 302-351W Engines. Adapter Threads Into Block With 1-1/16"-12 Threads, 3/4"-16 Threads To Accept Oil Filter
- ALL92004 Fits Most Gen V And VI 1991-Up BB Chevy Engines. Adapter Threads Into Block With 1"-12 Threads, 13/16"-16 Threads To Accept Oil Filter



Aluminum Oil Inlet Fittings


Aluminum fittings adapt NPT to AN threads which are commonly used when connecting oil lines and may also be used for other applications. Length stated is overall length. ALL90045 features two additional 1/8" NPT ports commonly used when plumbing valve spring oilers.

- ALL90048 3/8" NPT to -10AN, 3" Long
- ALL90043 1/2" NPT to -10AN, 3" Long
- ALL90046 1/2" NPT to -10AN, 4" Long
- ALL90044 1/2" NPT to -12AN, 3" Long
- ALL90045 1/2" NPT to -12AN, 3-1/2" Long (With 1/8" NPT Ports)



Inline Oil Temperature Tees

Install in the oil return line (pump-to-tank) to adapt a probe for an oil temperature gauge. All inline tees have 1/2" NPT threads for probe fittings and 1/4" holes for mounting.



- ALL90040 -10AN
- ALL90041 -12AN
- ALL90042 -16AN

Reducer Fittings

Reducer fittings are an economical way to reduce the male AN thread size on items such as oil coolers and inline temperature tee's.



- ALL90075 -10AN To -8AN
- ALL90076 -12AN To -10AN

Weld Bungs

Weld-on bungs are available in 6061 aluminum or mild steel and allow additional fittings to be added to radiators, oil pans, building of custom tanks or other components.

Female NPT

Size	O.D.	Aluminum	Steel
1/8"-27NPT	3/4"	ALL50740	ALL50750
1/4"-18NPT	7/8"	ALL50741	ALL50751
3/8"-18NPT	1"	ALL50742	ALL50752
1/2"-14NPT	1-1/4"	ALL50743	ALL50753
3/4"-14NPT	1-3/8"	ALL50744	ALL50754
1"-11-1/2NPT	1-5/8"	ALL50745	-



Male AN

Size	Thread	Flange		
		O.D.	Aluminum	Steel
4AN	7/16"-20	3/4"	ALL50760	ALL50770
6AN	9/16"-18	7/8"	ALL50761	ALL50771
8AN	3/4"-16	1"	ALL50762	ALL50772
10AN	7/8"-14	1-1/8"	ALL50763	ALL50773
12AN	1-1/16"-12	1-3/8"	ALL50764	ALL50774
16AN	1-5/16"-12	1-5/8"	ALL50765	ALL50775
20AN	1-5/8"-12	1-3/4"	ALL50766	ALL50776



Female AN ORB

Size	Thread	O.D.	Aluminum
4AN	7/16"-20	3/4"	ALL50780
6AN	9/16"-18	7/8"	ALL50781
8AN	3/4"-16	1"	ALL50782
10AN	7/8"-14	1-1/8"	ALL50783
12AN	1-1/16"-12	1-3/8"	ALL50784
16AN	1-5/16"-12	1-5/8"	ALL50785



Mini Breather Tanks

Small capacity, spun aluminum tanks can be used to vent transmission or rear end to prevent lubricant from being forced out. Tanks are complete with 1/4" NPT bung at bottom and bracket for mounting to chassis tubing.

- ALL36140 Tank For 1-1/2" Tubing
- ALL36141 Tank For 1-3/4" Tubing



Mini Breather ALL36145

Compact breather mounts in a deck or bracket with a 7/16" hole and has a -4AN male end making it ideal for venting transmissions or rear ends.



Clamp-On Mini Breathers

Breathers are easily mounted to either 1-1/2" or 1-3/4" tubing. Breathers are 1" tall and 1-3/8" in diameter. Great for use on transmissions, differentials, etc. Bottom fitting is 1/4" NPT. Black anodized finish.

- ALL36106 Breather For 1-1/2" Tubing
- ALL36107 Breather For 1-3/4" Tubing
- ALL36103 Replacement Filter Only



Radiator Overflow Fitting ALL99312

Commonly used fitting threads into the filler neck on most radiators allowing connection to an over flow tank. Aluminum fitting has 1/8" NPT threads and accepts a 5/16" hose.



Overflow Nozzles

Aluminum nozzle acts as a signal to the driver indicating a possible overheating condition as the cooling system pushes out water. Nozzle with threaded body, mounts in a body panel outside the drivers compartment and is available with a 1/4" barb or a -4AN male fitting.

- ALL30178 Nozzle With 1/4" Barb Fitting
- ALL30179 Nozzle With -4AN Male Fitting



Temperature Gauge Probe Adapters

Aluminum adapters are a nice upgrade from brass adapters and feature a longer length for use in shallow applications when the mechanical temperature gauge probe may contact the inside of a cylinder head or intake manifold. Extra length of fitting will still allow end of probe to protrude into the coolant for accurate readings.

- ALL50203 3/8" NPT
- ALL50204 1/2" NPT



Petcock ALL99030

Replacement petcock for Allstar breather and overflow tanks is also perfect for draining coolant from engines. 1/4" NPT threads.



Radiator Hoses

Two-ply coolant hose is flexible and adapts to a variety of applications. Abrasion resistant cover will not crack or harden.



1-1/2" Dia. Upper Hose

- ALL30200 12"
- ALL30202 14"
- ALL30204 15-1/2"
- ALL30206 17"
- ALL30208 20"
- ALL30210 22"
- ALL30212 25"
- ALL30214 30"

1-3/4" Dia. Lower Hose

- ALL30220 11"
- ALL30222 13-1/2"
- ALL30224 16-1/2"
- ALL30226 19"
- ALL30228 23-1/2"

Hose Clamps (2-Packs):

- ALL18334 Clamps, Upper Hose
- ALL18336 Clamps, Lower Hose

Hose Clamps

Heavy duty all stainless steel construction clamps are easily tightened with a deep slot hex head screw. Superior to standard hardware store clamps. For best connection, select the clamp which fits within the range of hose O.D.



Part No.	Min Hose O.D.	Max Hose O.D.
2-Pack		
ALL18330	1/4"	5/8"
ALL18332	1/2"	1-1/8"
ALL18334	1"	2"
ALL18336	1-5/16"	2-1/4"
ALL18338	1-9/16"	2-1/2"
ALL18340	1-5/8"	3-1/2"
ALL18342	2-5/8"	4-1/2"
10-Pack		
ALL18330-10	1/4"	5/8"
ALL18332-10	1/2"	1-1/8"
ALL18334-10	1"	2"
ALL18336-10	1-5/16"	2-1/4"
ALL18338-10	1-9/16"	2-1/2"

Power Grip Clamps

Gates Power Grip Clamps seal when heated with a standard heat gun forming a tight band around standard rubber and silicone coolant hoses to provide a secure connection even under harsh race conditions. Installed clamps provide a smooth, flush fit around hoses and eliminate exposed sharp edges associated with standard hose clamps. Select the band clamp which fits within range of hose O.D. for best connection. Sold each.



Part No.	Min Hose O.D.	Max Hose O.D.
ALL30250	1/2"	11/16"
ALL30251	11/16"	13/16"
ALL30252	13/16"	15/16"
ALL30253	15/16"	1-1/16"
ALL30254	1-1/16"	1-3/16"
ALL30255	1-3/16"	1-1/2"
ALL30256	1-1/2"	1-3/4"
ALL30257	1-3/4"	2"
ALL30258	2"	2-1/4"

Note: Clamps are not designed for use with flammable liquids or fuel line connections.



Performance Mechanical Fuel Pump **ALL40266**

Lightweight, die-cast three valve pump is great for use with Sportsman type engines up to 700HP and 8,000 RPM. Pump has -8AN inlet and outlet fittings for easy plumbing. Lower section is clockable every 30° to fit most applications. Pump is rated at 45 GPH @ 7–8.5 PSI and does not require an external fuel pressure regulator.



Sportsman 2-Valve Fuel Pumps

Pumps with aluminum housings have 1/4" NPT inlet/outlet fittings, heavy duty diaphragms, anti-float springs, and "clockable" lower base for rotation of inlet and outlet. Pumps deliver 6-1/2 to 8 PSI with 80 GPH free flow.

- ALL40260..... SB Chevy
- ALL40261..... BB Chevy
- ALL40262..... SB Ford



ALL40260
ALL40261

SB Chevy Fuel Pump Mount Plate **ALL40254**

O.E. style plate replaces lost or missing mounting plate required to mount mechanical style fuel pump to most small block Chevrolet engines. Clear zinc plated finish may also be painted to match original appearance. Mounting hardware included.



SB Chevy Fuel Pump Block Off Plate **ALL40255**

Plate covers mechanical fuel pump engine opening on most small block Chevrolet when omitting a mechanical style fuel pump. Plate is often used when converting to electric or belt driven fuel pumps. Clear zinc plated finish may also be painted.



Billet Fuel Pump Block-Off Plates

CNC-machined billet aluminum plates cover the mechanical pump opening in the engine block and include a gasket and stainless steel fasteners.



ALL40306

Description	Blue	Clear	Red	Black
SB Chevy	ALL40300	ALL40301	ALL40302	ALL40306
BB Chevy, SB/BB Ford [†] , SB/BB Chrysler	ALL40303	ALL40304	ALL40305	ALL40307

[†]Will not fit Ford 351C, 351M-400.



Dave Chittenden

Photo: Matt Hauch

Compact Electric Fuel Pump **ALL40320**

High flow, low pressure electric fuel pump equipped with a 5/16" inlet/outlet. The pump flows 18 gph at 4.0 PSI, 5.5 PSI maximum. Includes a rubber padded mounting bracket and two heavy duty hose clamps. Rated 12 volt/5 Amp. Overall length is 5-1/2" x 1-1/2" wide.



Primer Bottle **ALL40090**

Durable plastic squeeze bottle is ideal for priming alcohol engines. Cap has an angled filler tube, with tapered tip that easily fits into the vent tube of carburetor fuel bowl. 16.9 ounce capacity.



Shockproof Pressure Gauges



ALL80200



ALL80210



ALL80220

Gauges are 1-1/2" diameter with stainless steel cases and bezels. Available glycerine-filled, dry, or engine turned with brass internal parts and 1/8" NPT connections on back.

Description	Glycerine Filled		Engine Turned
	Dry Type		
0-15 PSI	ALL80200	ALL80210	ALL80220
0-30 PSI	ALL80202	-	ALL80222
0-60 PSI	ALL80204	ALL80214	ALL80224
0-100 PSI	ALL80206	ALL80216	ALL80226
0-1,500 PSI	ALL80208 (NOS)	ALL80218	-

Sprint Fuel Pressure Gauge **ALL40330**

Fuel pressure indicator gauge allows pre-adjustment of the high speed, secondary and main valve opening pressures using a compressed air source. Gauge can be mounted directly to the wall or tool box. 4-1/2" diameter dial has a 0-160 PSI range.



Kyle Cummins

Photo: John Berglund



Inline Aluminum Fuel Filters

Anodized, high flow inline filters are available with no element or with a stainless or paper element. Choose correct bracket and mount to chassis tubing along fuel line. Filter elements are 8" long and fit in a 9" housing. Overall length is 12" and outside diameter is 2". Filter flows enough fuel for any race car.

Fuel Filters With Element (Blue Anodized)



Part No.	Description	Part No.	Description
With Paper Element		With Stainless Element	
ALL40216	-8AN Ends	ALL40218*	-8AN Ends
ALL40217	-10AN Ends	ALL40219*	-10AN Ends
ALL40240	-12AN Ends	ALL40242*	-12AN Ends

*Compatible with E-85 fuels.

Fuel Filters Without Element (Black Anodized)



ALL40244..... -8AN Ends
 ALL40245..... -10AN Ends
 ALL40246..... -12AN Ends

Filter Fact: Filter element must be installed with the closed end and the spring toward the INLET end of housing. The open end faces the OUTLET.

Replacement Parts

ALL40220..... Paper Element (10 Micron)
 ALL40222*... Stainless Element (63 Micron)
 ALL40224..... -8AN End Cap
 ALL40226..... -10AN End Cap
 ALL40225..... -12AN End Cap
 ALL40236..... Spring
 ALL40237..... O-Ring 2-Pack

*Compatible with E-85 fuels.



Fuel Filter Brackets

Brackets mount Allstar inline aluminum fuel filters to round or square tubing and flat surfaces. Flush mount bracket fastens to flat panels like a frame rail or firewall. A locking set screw holds filter in place. Brackets for round and square tubing clamp with caps secured by Allen head screws. Sold each.

Part No.	Tubing Size	Tubing Shape
ALL40229	1-1/4"	Round
ALL40227	1-3/8"	Round
ALL40228	1-1/2"	Round
ALL40230	1-3/4"	Round
ALL40232	2" x 2"	Square
ALL40235	Flush Mount	-



Hi-Flow Chrome Fuel Filter

ALL40250

Canister-type filter has 3/8" NPT inlet and outlet, a replaceable 10 micron element and 90 GPH flow.

ALL40251..... Replacement Element And Seals



Fuel Line

Premium fuel line is reinforced to help prevent kinking and is rated up to 50 PSI for use with carbureted applications. Fuel line has many other uses including connecting PCV valves, coolant overflow tanks, vent lines for transmissions and differentials. Line is compatible with gasoline, E-85, diesel and biodiesel. Size indicated is I.D. of hose.

ALL40350..... 1/4", 3' Long ALL40354..... 5/16", 25' Long
 ALL40351..... 1/4", 25' Long ALL40356..... 3/8", 3' Long
 ALL40353..... 5/16", 3' Long ALL40357..... 3/8", 25' Long



Vacuum Line

Premium vacuum line resists kinking and is pliable for easy routing. Often used when connecting sensors, vacuum advance units, windshield washers or replacing existing cracked, leaking vacuum lines. Size indicated is I.D. of hose.

ALL40340..... 5/32", 5' Long
 ALL40341..... 5/32", 50' Long
 ALL40342..... 7/32", 5' Long
 ALL40343..... 7/32", 50' Long



Coiled Tubing

Coiled Tubing works great for building one-piece custom fuel lines without unions. Stainless steel tubing is 304 grade and double annealed for easy flaring and bending. Tubing does not include flare nuts (sold separately).

ALL48327.. 5/16" Standard Zinc, 25 Ft.
 ALL48320.. 5/16" Stainless, 20 Ft.
 ALL48328.. 3/8" Standard Zinc, 25 Ft.
 ALL48322.. 3/8" Stainless, 20 Ft.



Inverted Flare Nuts

Flare nuts are used for building custom length lines.

Part No.	Size	Material	Qty.
Flare Nuts for 5/16" Fuel Line			
ALL50140	1/2"-20	Zinc Plated	10-Pack
ALL50141	1/2"-20	Stainless	4-Pack
Flare Nuts for 3/8" Fuel Line			
ALL50142	5/8"-18	Zinc Plated	10-Pack
ALL50143	5/8"-18	Stainless	4Pack



Aluminum Fuel Line

Aluminum fuel line is seamless and available in three diameters. 25 foot coil.

ALL40180..... 3/8" O.D.
 ALL40185..... 1/2" O.D.
 ALL40186..... 5/8" O.D.



Heat Sleeve

High temperature silicone coated fiberglass sleeving is non-flammable and resists temperatures up to 500°F. An excellent choice for protection of fuel lines, wiring, cables and various similar uses. Sleeving is resistant to gasoline and many other chemicals. Sold in 3ft. lengths. Size referenced is sleeve I.D. or O.D. of hose to be covered.



Color	1/4"	1/2"	3/4"	7/8"	1"
Orange	ALL34280	ALL34282	ALL34284	ALL34285	ALL34286
Black	ALL34290	ALL34292	ALL34294	ALL34295	ALL34296



Adjustable Fuel Logs

Adjustable fuel logs feature over 4" of adjustment to work with a variety of dual inlet carburetors. Black anodized aluminum log has a -8AN fuel inlet and a 3/8" NPT plug in rear port which can be removed for installing a return line or fuel pressure regulator.

ALL26150 Fuel Log With 7/8"-20 Fitting (Standard Holley)
 ALL26151 Fuel Log With 3/4"-16 ORB Fitting (Holley Ultra HP)



Fuel Logs

Fuel logs efficiently provide fuel to most 4150 series Holley style carburetors with 7/8"-20 inlet threads and standard metering blocks. Choose log with a -8AN male inlet fitting or -8 barbed inlet fitting for use with push lock hose. Logs have 1/2" NPT and 1/8" NPT plugs which can be removed when installing a return line or fuel pressure gauge.

ALL26152 Fuel Log With -8 Barbed Inlet Fitting
 ALL26153 Fuel Log With -8AN Male Inlet Fitting



Aluminum Carb Fittings

Convert Holley carburetors with 7/8"-20 threads, Holley Ultra HP with 3/4"-16 ORB threads or BG/Demon style with 9/16"-24 threads to an AN style connection. Anodized aluminum fittings simplify plumbing fuel systems and building custom fuel lines. Fittings sold each.



Fittings With:	Blue	Black
Female -6AN End Holley (7/8"-20)	ALL50890	ALL50892
Male -6AN End Holley (7/8"-20) Short	ALL50894	ALL50896
Female -8AN End Holley (7/8"-20)	ALL50900	ALL50902
Female -8AN End Holley HP (3/4"-16 ORB)	-	ALL50907
Female -8AN End BG/Demon (9/16"-24)	ALL50901	-
Male -8AN End Holley (7/8"-20) Short	ALL50904	ALL50906
Male -8AN End Holley (7/8"-20)	ALL50905	-

Replacement Part

ALL50910 Sealing Washer for 7/8" Fittings, 10-Pack



Fuel Line Kits

Dual feed fuel line kits include the correct fittings and hoses to properly plumb single carburetor applications when connecting to AN style fitting. Line kits also include a capped -4AN fitting which can be easily connected to a fuel pressure gauge. Kits are offered with -6AN or -8AN lines and fittings.



Application	C To C	Carb Thread	Red/Blue	Black
-6 Holley (4150 Series)	9-5/16"	7/8"-20	ALL26154	ALL26164
-8 Holley (4150 Series)	9-5/16"	7/8"-20	ALL26156	ALL26166
-8 Holley (4150 Series)*	9-5/8"	7/8"-20	ALL26159	ALL26169
-8 Holley Ultra HP (4150 Series)	9-5/8"	3/4"-16	-	ALL26165
-8 Holley Dominator (4500 Series)	11-5/8"	7/8"-20	ALL26158	ALL26168
-8 BG Demon	9-5/8"	9/16"-24	ALL26157	ALL26167

*Designed for carburetors with custom metering block including Willy's and KB.

GM T.P.I. Fuel Injection Fittings

Special tube O-ring fittings convert GM Tuned Port Injection fuel systems to -6AN fittings.



ALL50950 TPI Return Fitting, 14mm-1.50
 ALL50951 TPI Inlet Fitting, 16mm-1.50

Down Nozzle Filters

Down nozzle filters optimize spray and eliminate dirt and debris.



ALL40325 Down Nozzle Filters, 8-Pack
 ALL40326 Down Nozzle Filter, Each

Down Nozzle Plugs ALL40327

Plug off ports in down nozzle filters. 1/2"-20 thread seals with included O-ring, 8-pack.



Nitrous Bottle Warmer

ALL76428

Nitrous bottle warmers are the right way to safely obtain correct pressure in colder weather. Wrap around design evenly distributes heat on the bottle, eliminating hot spots. 12-16 volt warmers are designed to work with ALL76197 and ALL76198 pressure control kits. Bottle warmer measures 19" x 6" and includes adjustable straps to fit most 5, 10 and 15 lb. bottles.



Nitrous Pressure Control Kits

Kit simplifies installation of a bottle warmer and helps maintain a consistent pressure when using a bottle warmer. 12V kit includes an adjustable pressure switch which controls the bottle warmer.



ALL76197 Kit With -4AN Line Adapter
 ALL76198 Kit With -6AN Line Adapter

Burst Panel Components



Burst panel is designed to blow open or release the excessive manifold pressure in the event of an internal engine explosion, helping to prevent costly supercharger and body damage. Panel meets SFI 23.1 specifications and is commonly used on supercharged, alcohol injected engines mounting directly to the intake manifold or supercharger (screw type only). Outer frame deflectors will direct force away from car.

- ALL26310 Burst Panel, Large (3-1/8" x 6-1/8")
- ALL26311 Outer Burst Panel Frame
- ALL26314 Outer Burst Panel Frame With Deflector
- ALL26313 Inner Burst Panel Frame (Used when manifold has an open plenum without burst panel support)
- ALL26315 Fastener Kit 10-24 x 3/4", 24-Pack (For use with panel and outer frame or deflector.)
- ALL26316 Fastener Kit 10-24 x 1", 24-Pack (For use with panel, inner frame and outer frame or deflector.)

Carb Hats

Carburetor hats are ideal to cover open carbs and prevent debris from falling into the engine while working in garage or pit area while the air cleaner is removed. 2-1/2" tall carb hats are designed to fit most carbs or throttle bodies with a 5-1/8" diameter neck.



- ALL26040 Plastic Carb Hat
- ALL26042 Plastic Carb Hat With Screen, Use When Adjusting Valves
- ALL26043 Aluminum Carb Hat, Standard Spun Aluminum
- ALL26044 Aluminum Carb Hat, Deluxe Machined Aluminum With Sealing O-Ring

Note: Hats will not clear choke linkage or shaft on Holley style carbs but will clear choke horn with choke linkage and shaft removed.

Dominator Carb Hat

ALL26041

Plastic carb hat is 2-3/8" tall and fits over the 7-1/4" air cleaner opening of Holley Dominator carburetors to prevent water or debris from entering the engine. Solid cover may be drilled when an air cleaner stud is used.



Hannah Yerrington

Photo: Matt Hauch

Sprint Car Wash Plug Set

Aluminum plugs have O-rings for a water tight seal and will keep dirt out of injectors while cleaning sprint car. 4-piece set comes with a nylon storage pouch.



Part No.	Size	Wash Plug Dia.	Stack Dia.
Kinsler			
ALL26072	2-1/4"	2.328"	2.335"
ALL26073	2-11/16"	2.762"	2.790"
ALL26074	2-3/4"	2.848"	2.875"
ALL26075	2-13/16"	2.921"	2.950"
ALL26076	2.90"	2.973"	3.00"
Engler			
ALL26033	2-1/2"	2.632"	2.650"
ALL26035	2-13/16"	2.885"	2.905"
ALL26036	2.90"	2.973"	3.00"
ALL26038	3"	3.073"	3.10"
Hilborn			
ALL26032	2-7/16"	2.483"	2.50"

Drag Hi-Flow Carburetor Spacers


Specially designed for drag race applications to isolate carburetor from manifold, spacers prevent horsepower-robbing heat transfer and increase the distance from the bottom of the carburetor to the manifold plenum for better air flow. Spacers are CNC-machined in the U.S. from a polymer compound able to withstand temperatures up to 400°F. Available in open or four hole versions for 4150 and 4500 series Holley and Holley style carburetors in 1/2", 1" and 2" thicknesses. Tapered four-hole spacers have specially contoured holes to increase air velocity under the carburetor. **Not intended or recommended for street or circle track use.**



Part No.	Description	Part No.	Description
4150 Series		4500 Series	
ALL25980	Open, 1/2"	ALL25990	Open, 1/2"
ALL25981	Open, 1"	ALL25991	Open, 1"
ALL25982	Open, 2"	ALL25992	Open, 2"
ALL25983	4-Hole, 1/2"	ALL25993	4-Hole, 1/2"
ALL25984	4-Hole, 1"	ALL25994	4-Hole, 1"
ALL25985	4-Hole, 2"	ALL25995	4-Hole, 2"
ALL25986	Tapered 4-Hole, 1"	ALL25996	Tapered 4-Hole, 1"
ALL25987	Tapered 4-Hole, 2"	ALL25997	Tapered 4-Hole, 2"

Carburetor Gaskets

- ALL87200 4150 Open
- ALL87202 4150 4-Hole
- ALL87204 4412 2-Hole, 2BBL
- ALL87206 4500 Open, Dominator



Carb Stand ALL26200

Aluminum stand simplifies carb maintenance and will hold carb off of work bench surface. Works with Edelbrock, Quadrajet, and Holley 2- and 4-barrel carbs (except 4500 series).





Angled Carb Spacer

ALL25975

For dirt late models and modifieds, spacer is angled downward, toward left front, to correct hesitation caused by poor fuel distribution as car "rocks up". Four-hole design enhances carb signal to improve throttle response and increase torque.



Adjustable Angled Carb Spacer

ALL25977


NEW!

Aluminum four-hole spacer angles the carburetor left and to the rear so the carb is closer to level when in race attitude. Spacer accepts Allstar 1/2" or 1" tapered base plate inserts (sold separately). Fits Holley 4bbl. 4150/4160 series carburetors.



Adjustable Base Plates

The "Governor" is a four-hole aluminum spacer with replaceable tapered inserts (sold separately) which can be quickly changed after carb is removed. Restricts air/fuel entry and reduces power slightly to prevent wheel spin. Inserts range in size from 0.950" to 1.400" for custom tailoring and quicker lap times. Fits all Holley 4bbl. 4150/4160 series carburetors. Choose from 1/2" or 1" tall base plates.



ALL26180



ALL26180 1/2" Tall Adjustable Base Plate
 ALL26060 1" Tall Adjustable Base Plate

1/2" Inserts, Set of Four

- ALL26181 0.950" Inserts
- ALL26182 1.000" Inserts
- ALL26179 1.050" Inserts
- ALL26183 1.100" Inserts
- ALL26184 1.150" Inserts
- ALL26185 1.200" Inserts
- ALL26186 1.250" Inserts
- ALL26187 1.300" Inserts
- ALL26188 1.350" Inserts
- ALL26189 1.400" Inserts

1" Inserts, Set of Four

- ALL26061 0.950" Inserts
- ALL26062 1.000" Inserts
- ALL26059 1.050" Inserts
- ALL26063 1.100" Inserts
- ALL26064 1.150" Inserts
- ALL26065 1.200" Inserts
- ALL26066 1.250" Inserts
- ALL26067 1.300" Inserts
- ALL26068 1.350" Inserts
- ALL26069 1.400" Inserts

Carb Shear Plates

Carb plates with built-in shear design help maximize performance on race engines with a large amount of cam overlap by creating a dam under the throttle plates, helping to build low pressure while improving vacuum signal to the carb. 1/2" tall plates are machined from 6061-T6 aluminum and clear anodized to protect against corrosion.



ALL25970



Bottom View

ALL25970 4150, 1-3/4" Bore
 ALL25972 4500, 2" Bore
 ALL25973 4500, 2-1/8" Bore

Circle Track Throttle Return Spring Brackets

Black anodized aluminum bracket for 4150 series carburetor fastens to the carburetor mounting studs and features a larger opening specifically designed for use with mechanical linkage found on many circle track cars. The larger opening allows throttle linkage to be routed from underneath to help prevent clearance or interference issues. Dual return springs are connected to a universal return spring bracket to work with most carburetors.




ALL54185



ALL54184 Bracket
 ALL54185 Bracket With Throttle Stop

Throttle Return Spring Brackets

Billet aluminum bracket can be used with cable or mechanical linkage. Bracket fastens to carb mounting studs and includes dual stainless steel return springs which are adjustable for tension. A specially designed return spring arm attaches to the carb for simplified installation and smooth operation. Low profile design clears most air cleaner assemblies. Note: Longer carburetor studs will be required to accommodate bracket.




ALL54201

Carb Size	Clear	Black
4150/Edelbrock	ALL54200	ALL54202
4500	ALL54201	ALL54203

Adjustable Throttle Brackets With Return Springs

Billet aluminum throttle bracket securely mounts and holds throttle cable in place. Bracket fastens to carb mounting studs and includes dual stainless steel return springs which are adjustable for tension. Specially designed return spring arm attaches to the carb for simple installation and smooth operation. Low profile design clears most air cleaner assemblies. Optional transmission kickdown brackets mount to the underside of throttle cable brackets.



ALL54211

Carb Size	Cable Style	Clear	Black
4150/Edelbrock	GM	ALL54210	ALL54211
4150/Edelbrock	Lokar	ALL54214	ALL54215
4150/Edelbrock	Morse	ALL54218	ALL54219
4150/Edelbrock	Ford	ALL54222	ALL54223
4150/Edelbrock	Mopar	ALL54224	ALL54225
4500	GM	ALL54226	ALL54227
4500	Lokar	ALL54230	ALL54231
4500	Morse	ALL54234	ALL54235
4500	Ford	ALL54238	ALL54239
4500	Mopar	ALL54240	ALL54241

Note: Longer carburetor studs will be required to accommodate bracket.

Throttle Bracket Replacement Ends

Throttle bracket replacement ends allow throttle cable assemblies to be changed without having to purchase a whole new kit.



ALL54260

Cable Style	Clear	Black
GM	ALL54260	ALL54261
Lokar	ALL54264	ALL54265
Morse	ALL54268	ALL54269
Ford	ALL54272	ALL54273

Nitrous Solenoid Mounts

Billet aluminum nitrous brackets securely mount and hold single stage nitrous and fuel solenoids. Brackets fasten to the carb mounting studs.




ALL54206

ALL54204..... 4150 And Edelbrock Carbs, Clear
 ALL54205..... 4500 Carbs, Clear
 ALL54206..... 4150 And Edelbrock Carbs, Black
 ALL54207..... 4500 Carbs, Black

Note: Longer carburetor studs will be required to accommodate bracket.

Fuel Regulator Brackets

Billet aluminum brackets will mount four different style regulators. Hardware included. Silver in color.




ALL54280

Regulator	4150 Carb	4500 Carb
Aeromotive	ALL54280	ALL54282
Holley	ALL54284	ALL54286
Magnafuel	ALL54288	ALL54290
Mallory	ALL54292	ALL54294

Adjustable Throttle Bracket With Nitrous Solenoid Mounts

Kit includes an all-in-one billet aluminum nitrous/fuel throttle bracket to hold throttle cable in place and an additional bracket for mounting a nitrous/fuel solenoid. Both brackets fasten to carb mounting studs. The throttle bracket includes dual stainless steel return springs which are adjustable for tension. Specially designed return spring arm attaches to the carb for simple installation and smooth operation. Low profile design clears most air cleaner assemblies. Optional transmission kickdown brackets mount to the underside of throttle cable brackets.



Carb Size	Cable Style	Clear	Black
4150/Edelbrock	GM	ALL54212	ALL54213
4150/Edelbrock	Lokar	ALL54216	ALL54217
4150/Edelbrock	Morse	ALL54220	ALL54221
4150/Edelbrock	Ford	ALL54244	ALL54245
4150/Edelbrock	Mopar	ALL54256	ALL54257
4500	GM	ALL54228	ALL54229
4500	Lokar	ALL54232	ALL54233
4500	Morse	ALL54236	ALL54237
4500	Ford	ALL54248	ALL54249
4500	Mopar	ALL54258	ALL54259

Note: Longer carburetor studs will be required to accommodate bracket.

Scoop Tray Mounts

Scoop tray mounts offer an all in one solution to mount a scoop tray, throttle, and nitrous solenoid. Mounts provide a clean look, eliminating the need to use multiple brackets, mounts and gaskets. CNC machined from 6061 aluminum.

NEW!



ALL54304

ALL54308

ALL54302..... 4150
 ALL54304..... 4500
 ALL54306..... 4150 With Nitrous Mount
 ALL54308..... 4500 With Nitrous Mount

Return Spring Brackets

Kits are replacement hardware found on Allstar throttle brackets or may be used when building custom return spring brackets.



ALL54195

ALL54194 4150, Clear ALL54198.... Lokar, Clear
 ALL54195 4150, Black ALL54199.... Lokar, Black
 ALL54196 4500, Clear ALL54193.... Return Springs Only, (2)
 ALL54197 4500, Black

Carb Stud Spacers ALL99388

Spacers provide added clearance between throttle brackets and carburetors when needed. Spacers are 5/16" tall with 11/16" I.D. Package of 2.



Transmission Kickdown Brackets

Kickdown bracket attaches to the bottom of Allstar's adjustable throttle brackets. Fully adjustable to achieve correct cable setting.



ALL54276

ALL54276..... GM Style, Clear
 ALL54277..... GM Style, Black
 ALL54278..... Lokar Style, Clear
 ALL54279..... Lokar Style, Black

Adjustable Idle Kit

ALL54154

Need cold start help to keep your race car running and get it warmed up? This kit allows you to adjust your idle speed from inside the cockpit! All items mount inside the foot box to stay clean and away from the carb itself! Designed to work with throttle pedals that have a flat surface on the arm, like Allstar ALL54098, bracket bolts to the foot box and adjusts against the top arm of the throttle pedal. Once your car is started, simply turn the adjustment knob to the desired idle setting. Kit is complete with adjustment knob, 5 ft. cable assembly, mounting bracket and hardware. Throttle pedal sold separately.



Aluminum Carb Linkage With Return Spring Kits

Kits include all necessary carburetor hardware and a 24" linkage rod.



ALL54158 includes a hollow rod that is easily formed to fit many applications and requires tapping with a 1/4"-28 tap if shortened. ALL54160 includes a solid rod and is commonly used to minimize flexing and requires drilling and tapping with a 1/4"-28 tap if shortened.

ALL54158 Kit With Hollow Threaded Rod
 ALL54160 Kit With Solid Threaded Rod

Replacement Parts

ALL54159 Carb Linkage Only, Hollow
 ALL54162 Carb Linkage Only, Solid
 ALL54168 Return Spring Kit

Steel Carb Linkage



26" steel linkage kits with quick disconnects speed up carb changes and servicing. ALL54170 includes one 1/4"-28 LH rod end and one quick disconnect. ALL54171 includes two quick disconnects.

ALL54170 One Quick Disconnect And One 1/4"-28LH Rod End
 ALL54171 Two Quick Disconnects


Replacement Parts

ALL54172 Throttle Ball
 ALL54173 RH Quick Disconnect
 ALL54174 LH Quick Disconnect
 ALL54175 24" Throttle Rod

Throttle/Shift Cables

Cables have many uses including use as a throttle cable or as a shifter cable in many applications. Cables have 7/16" mounting threads, 10-32 RH cable ends and 3" of travel. Cables are listed as overall length.

ALL54142 43"
 ALL54145 60"



Morse Cable Half Clamp

ALL18325

Aluminum clamp fits over groove in non-threaded Morse style cables with a 3/8" housing to secure cable in place. Clamps feature a #10 (3/16") mounting hole. Sold each.

NEW!



Quick Release Throttle Cable Ends

Quick release ends are used when a throttle connection needs to be removed and installed often. Steel constructed housing has a spring loaded release to keep housing secure to pivot ball.

ALL54147 3/16" (10-32) With 3/16" (10-32) and 1/4"-28 Studs
 ALL54149 1/4"-28 With 1/4"-28 Stud



Throttle Bell Cranks

Designed for Sprint car applications, each bell crank is fitted with a pressed .250" I.D. bearing for smooth throttle operation and has optional locations for connecting push rods of various lengths. Typically two are required to complete an application. Option holes on each crank are .188" and spaced 3/8" apart.

ALL54150 Arms Set 75° Apart, 35 Grams
 ALL54152 Arms Set 70° Apart, 40 Grams



Carb Mount Return Spring Kit

ALL54168

Kit includes chrome plated steel bracket, springs, bushings and hardware to fit a variety of applications.



Universal Return Spring Bracket ALL54167

Chrome plated steel bracket provides mounting location for return spring.

Universal Return Spring Kit

ALL54166

Kit includes two springs and mounting bracket.



Return Springs ALL54163

Universal springs for carburetor are 11-1/2" long unextended. Package of 2.



Throttle Bushing Kit ALL54164

Aluminum bushings are stepped for clearance and adapt from 1/2" to 1/4" holes.



Wide Open Throttle Micro Switch Brackets

Black anodized micro switch brackets are made from lightweight billet aluminum and fit Holley 4150 and 4500 carburetors for precise activation of the micro switch. Brackets work with the standard secondary arm as well as a throttle adjustment-screw secondary arm. Each kit includes a bracket, micro switch and stainless steel hardware securing micro switch to the bracket. ALL54180 includes stainless hardware for mounting bracket to carburetor. ALL54181 mounts to an existing carb stud.

ALL54180 WOT Micro Switch And Bracket For 4150 Carbs*
 ALL54181 WOT Micro Switch And Bracket For 4500 Carbs
 ALL54182 Micro Switch Only

*Some model carbs may require mounting bosses be 8-32 tapped for installation.



Heel Riser Rest ALL54092

Aluminum bracket is 1" tall and rivets to heel risers to help keep foot in place on the riser.



Throttle Pedal Assembly ALL54106

Rugged aluminum pedal may be mounted to the floor pan or lower frame rail for smooth, safe throttle control. Includes return spring bracket and fasteners.



Gas Pedals



Gas pedals can be pulled back if throttle binds or return spring fails. Side mount pedals are available as standard or roller design for smoother throttle control. Firewall mount pedal is used on race cars with flat or stock type firewalls.

ALL54100 Standard
 ALL54101 Roller
 ALL54107 Firewall Mount

Titanium Throttle Pedal ALL54094

Titanium sprint car throttle pedal has tabs welded on for attaching return spring and throttle linkage to bell crank. High strength assembly weighs only .22 lbs.



Chrome Moly Throttle Pedal ALL54095

Lightweight sprint car throttle pedal is fabricated from 4130 chrome moly tubing then black powder coated and includes toe bar. Fits most chassis that have spud on the frame rail.



Adjustable Gas Pedals

Fully adjustable aluminum gas pedals are available for straight or angled foot box panels. Bronze bushings and nylon rollers provide smooth operation. Linkage arm has 1/4" holes spaced every 1/2" for adjustment of throttle linkage.

ALL54098 Straight
 ALL54099..... Angled



Heel Riser

Aluminum heel risers are drilled for easy mounting and include a non-skid pad. 4-1/2" wide.

ALL54090 1" Tall Riser
 ALL54091..... 1-1/2" Tall Riser



Drum/Barrel Pump ALL40114

Hand siphon drum pump dispenses or transfers low viscosity fluids from a 55-gallon drum. Self priming bulb delivers up to 5 gallons per minute. Compatible with gasoline, methanol and nitro methane.



Cap/Pump Combo For Utility Jugs

Add a pump to your utility jug. Available as a Cap/Pump combo or just the cap if you already have a pump. Pump will need to be cut to length.

ALL40116 Kit For Use With Scribner Jug
 ALL40117 Kit For Use With VP Jug
 ALL40118 Cap Only For Use With Scribner Jug
 ALL40119 Cap Only For Use With VP Jug





Fuel Cell Mounting Bracket **ALL60063**

Steel bracket is radiused to fit 1-1/2" tubing and has (8) 3/8" holes on 1/2" centers. Bracket is .085" thick and 1-1/2" wide x 4-3/4" tall.



Fuel Cell Mounting Brackets

Steel brackets are .125" thick, 1-3/4" wide and available in three lengths. All have 3/8" holes.

- ALL60060..... 2" Long
- ALL60061..... 3" Long
- ALL60062..... 4-3/4" Long



Fuel Cell Guard

ALL22374

Guard adds protection to the fuel cell and acts as a lifting point for rear of vehicle. Universal kit is constructed of 1-3/4" dia., .095" wall, mild steel tubing. Parts are pre-cut and notched, ready to be welded together. Height is 8-3/4" and mounting width is 42".



Sprint Car Adjustable Fuel Cell Mounts **ALL55112**

Slotted mounts replace fixed weld-on brackets and clamp directly to 1-3/8" dia. cross tube. Mounts have 1-1/4" long slots allowing adjustment often needed to reach insert locations of flexed, ever changing fuel cell shapes and can be rotated for easy fuel cell mounting. Machined aluminum, black anodized mounts weigh .35 lbs each. Package of 2.



Sprint Car Aero Fuel Tank Cover

Aerodynamically designed covers remove the dead air pocket from behind the driver allowing cleaner air through the driver's compartment. Covers also provide protection to fill plate and plate mounted bypasses. Mounting tabs for Fuel Safe and ATL fuel cells included.

- ALL23055..... Carbon Fiber
- ALL23056..... Fiberglass, Black
- ALL23057..... Fiberglass, White



Replacement Part

ALL99349..... Brackets With Springs And Rivets



ALL99349

Fuel Cell Cap And Bolt-In Bung Kits

Billet aluminum neck looks good and provides a positive seal. The filler neck is raised to help prevent dirt and debris from falling into cell causing fuel system contamination while the large 3" opening helps when refueling. Kit includes mounting hardware.

- ALL40133..... 12-Bolt JAZ/RCI Style
- ALL40134..... 6-Bolt JAZ Style

Replacement Part

ALL40135..... Replacement Cap



ALL40134

Funnels

Heavy duty plastic funnels are perfect for topping off fuel or other liquids. Available in several sizes.



- ALL40100..... 6 Qt. Funnel With Brass Screen, Most Common Fuel Funnel
- ALL40102..... 2 Qt. Funnel With Brass Screen
- ALL40104..... 1 Pint Funnel With Brass Screen

Quick Fill Can **ALL10100**

Aluminum fill cans have an 11 gallon capacity and are ideal for quick pit stops. 45° neck eliminates unnecessary elbows and assures quick flow.



Redhead Dry Break Valves

Safe and effective method for refueling prevents fluid loss. Spring loaded female receptacle mounts in a variety of locations and automatically closes when male dry break is removed. Female dry break accepts 2-1/2" fuel hose. Male dry break accepts 2-1/4" fuel hose.



ALL40213



ALL40215

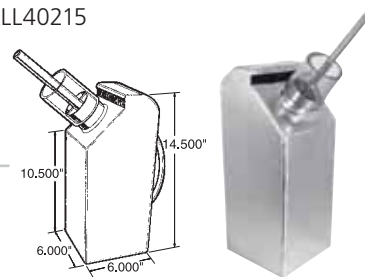
- ALL40213..... Female
- ALL40215..... Male

Replacement Parts

- ALL99028..... Seal Kit For ALL40213
- ALL99029..... Seal Kit For ALL40215

Fuel Overflow Catch Can **ALL10102**

Aluminum can will catch overflow when refueling. Includes 6" rod for use with check valve and clear hose splash guard. 1.5 gallon capacity.



Overflow Check Valves

Valves are 9-3/4" long and available in two styles. Use with ALL10102 overflow catch can.

- ALL40200..... 1" Flapper Style
- ALL40201..... 1-1/4" Flapper Style
- ALL40202..... 1" Spring-Loaded
- ALL40203..... 1-1/4" Spring-Loaded



ALL40200



ALL40202

Fuel Cell Hose

Clear vent and filler hose is ideal for circle track cars. Sold in pre-cut lengths of 5', 10' and 20'.



Description	5'	10'	20'
1" I.D. Vent Hose	ALL40160-5	ALL40160-10	ALL40160-20
1-1/4" I.D. Vent Hose	ALL40161-5	ALL40161-10	ALL40161-20
1-1/2" I.D. Vent Hose	ALL40162-5	ALL40162-10	ALL40162-20
2-1/4" I.D. Filler Hose	ALL40168-5	ALL40168-10	ALL40168-20
2-1/2" I.D. Filler Hose	ALL40170-5	ALL40170-10	ALL40170-20

5x5 Hub Kits



ALL68765
ALL68802

Kits are available in aluminum or steel and are complete, less rotor ring. Rotor ring is sold separately to allow changing of rotor combinations without having to purchase a complete new hub assembly. 2-1/2" hubs use 2-1/2" I.D. bearings and are similar to Winters and Afco type hubs. 2" hubs use 2" I.D. bearings and are similar to Howe and Port City hubs.

Hub Kits For 2-1/2" Pins


- ALL68800 Steel Rear
- ALL68801 Steel Front
- ALL68802 Aluminum Rear
- ALL68803 Aluminum Front

Hub Kits For 2" Pins

- ALL68767 Steel Rear
- ALL68766 Steel Front
- ALL68765 Aluminum Rear
- ALL68764 Aluminum Front

VISIT OUR WEBSITE FOR REPLACEMENT PARTS.

Rotor Rings



ALL68810

ALL68812

ALL68813

Rotor rings work with Allstar hubs and allow rotor combinations to be changed without having to purchase a completely new hub assembly.

- ALL68810 Aluminum 8-Bolt Ring (Most Common)
- ALL68811 Steel 8-Bolt Ring (IMCA Legal)
- ALL68812 Aluminum 8-Bolt Self Centering Ring (Must Use With T-Nuts)
- ALL68813 T-Nut Kit 8-Bolt Ring (ALL68812)

Bullet Nose Hub Covers

Make quicker pit stops. Compact size eases air wrench access. Sold each.

- ALL68790 Front
- ALL68791 Rear



Spindle Nut Kits

Spindle nut kits include all required hardware to retain hub and rotor to spindle or axle tube.

2" Pin Kit (Wide 5 and 5x5 Hubs)

2" pin kit for Allstar, Howe, PCR 5x5 and most Wide 5 hubs include a retaining nut, tabbed washer and a tabbed locking ring with locking screws. Retaining nut has 1-13/16"-16 RH threads.

- ALL44130 Steel Spindle Nut Kit
- ALL44131 Aluminum Spindle Nut Kit
- ALL10110 Spindle Nut Socket For ALL44130 And ALL44131
- ALL44132 Locking Screws For ALL44130, 4-Pack
- ALL99172 Locking Screws For ALL44131, 4-Pack



2-1/2" Pin Kit (5x5 Hubs)

2-1/2" pin kit for Allstar, AFco and Winters 5x5 hubs include a retaining nut, tabbed washer and a tabbed locking ring with locking screws. Retaining nut has 2-3/8"-18 RH threads.

- ALL72173 Steel Spindle Nut Kit, RH
- ALL72174 Steel Spindle Nut Kit, LH
- ALL10115 Spindle Nut Socket For ALL72173
- ALL44132 Locking Screws For ALL72173, 4-Pack



GM Nut Kit **ALL72160**

Kit for 1978-88 Metric Chassis stock type spindles includes a 3/4"-20 retaining nut, tabbed washer and a cotter pin.



Mustang II Kit **ALL72161**

Kit for most Mustang II stock type spindles includes a 13/16"-20 retaining nut, tabbed washer, crown washer and a cotter pin.



Front Hub Dust Caps

Stock replacement style dust caps.

- ALL72164 GM Metric Hub, 2-3/32" O.D.
- ALL72165 Ford Hub, 1-25/32" O.D.



Master Wheel Bearing And Seal Kits

Kits contain all components to install one brake rotor/hub assembly including hub seal, inner bearing, outer bearing, locknut kit and dust cap.

- ALL72305* ... Intermediate Metric Hub Kit, 1979-81
- ALL72306† Intermediate Metric Hub Kit, 1982-88
- ALL72308 Granada/Mustang II Hub Kit

*Bearing For Race Or Cup With A 1.97" O.D.
†Bearing For Race Or Cup With A 1.78" O.D.



ALL72305



Wheel Bearing Kits

Kits contain inner bearing, outer bearing and seal.

- ALL72300..... Wide 5 Kit, Wilwood, Winters
- ALL72311*..... Wide 5 Low Drag Kit, Wilwood, Winters
- ALL72301..... Wide 5 Kit, Howe (Contender Hub Only)
- ALL72302..... 5x5 Kit, 2" Pin
- ALL72303..... 5x5 Kit, 2-1/2" Pin

*Kit includes REM finished bearings and low drag lip style seal.



Timken Wheel Bearing Grease



- ALL78240..... 14 Oz. Cartridge Standard
- ALL78241..... 16 Oz. Tub Standard
- ALL78242..... 14 Oz. Cartridge High Temp. Synthetic
- ALL78243..... 4 Oz. Tube Performance Racing Grease

Timken Wide 5 Wheel Bearing Kit

ALL72310

This wheel bearing and seal kit is designed to fit most Wide 5 hubs. The complete kit will update one hub and includes inner and outer wheel bearings, inner and outer races and a low drag hub seal.



Wheel Bearings

Description	Inner Bearing	Inner Race	Outer Bearing	Outer Race
Standard				
Wide 5	ALL72215	ALL72230	ALL72245	ALL72255
5x5 2" Pin, Allstar, Howe, PCR	ALL72200	ALL72260	ALL72200	ALL72260
5x5 2-1/2" Pin, GN, AFCO, Winters, SCP	ALL72210	ALL72225	ALL72210	ALL72225
Ford Granada	ALL72270	-	ALL72274	-
GM Metric 1979-81 Monte Carlo, etc.	ALL72275	-	ALL72277	-
GM Metric 1982-88 Monte Carlo, etc.	ALL72275	-	ALL72278	-
Timken				
Wide 5	ALL72217	-	ALL72247	-
5x5 2" Pin, Allstar, Howe, PCR	ALL72202	-	ALL72202	-
5x5 2-1/2" Pin, GN, AFCO, Winters, SCP	ALL72212	-	ALL72212	-
Ford Granada	ALL72280	-	ALL72281	-
GM Metric 1979-81 Monte Carlo, etc.	ALL72282	-	ALL72284 [†]	-
GM Metric 1982-88 Monte Carlo, etc.	ALL72282	-	ALL72283 [‡]	-
REM Finished				
All Wide 5 (Exc. Howe)	ALL72216	ALL72231	ALL72246	ALL72256



[†]Bearing For Race Or Cup With A 1.97" O.D.
[‡]Bearing For Race Or Cup With A 1.78" O.D.

Standard And Low Drag Hub Seals

Hub seals keep grease in the hub and on the wheel bearings. Available for 5x5 and Wide 5 hubs. Low drag seals, reduce drag for improved performance.



Description	Standard Hub Seal	Low Drag Hub Seal
Wide 5 (Exc. Howe)	ALL72120	ALL72121
Wide 5 (Exc. Howe) O-Ring Style	-	ALL72122
Wide 5 Howe	ALL72124	ALL72125
5x5 2" Pin, Allstar, Howe	ALL72124	ALL72125
5x5 2-1/2" Pin Winters, AFCO, Allstar, SCP	ALL72114	ALL72115
5x5 2-1/2" Pin Winters, AFCO, Allstar, SCP O-Ring Style	-	ALL72123
5x5 SCP (Front)	ALL72110	-
Granada (Front)	ALL72126	-
GM Metric (Monte Carlo) 1978-88 (Front)	ALL72128	-

Bearing Spacers

Spacers fit between inner and outer bearings. Prevents over tightening and consistently set bearing pre-load while reducing bearing drag. US Patent No. 6,312,162.



- ALL72320..... Wide 5
- ALL72323..... 5x5 With 2" Pin
- ALL72324..... 5x5 With 2-1/2" Pin
- ALL72322..... Pinto Spindle Hybrid Hub
- ALL72325..... Metric GM (Monte Carlo)

Ford 9" Axle Bearing Assembly ALL72315

Replacement rear axle bearing used in many Ford car and truck rear ends. Bearing measures 3.150" O.D. to fit into Big Ford (New Style) housing ends and has an I.D. of 1.565". A seal and press-on retaining sleeve are included.



Ford 9" Floater Housing Kits



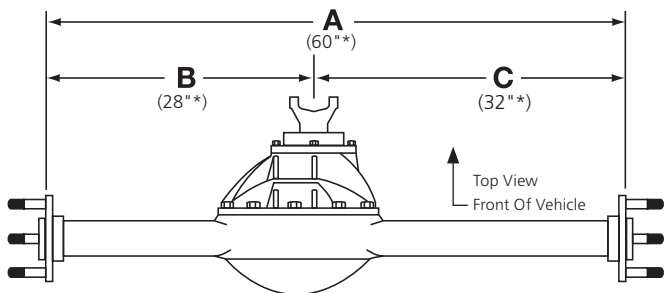
Housings are jig welded for correct alignment using a select used center section, new 3" O.D. x 3/16" wall axle tubes with 2" spindle pins and include fill and drain plugs. Kits also include Allstar Performance 5x5 hubs with 2" bearings, seals, locking spindle nut kits, 8-bolt rotor rings, Wilwood .810" or 1.25" 8-bolt rotors, a rotor bolt kit and 1" lug nuts.

Housing Width/Offset	Kits With Steel Hubs	Kits With Aluminum Hubs	Bare Housing Only
60", Centered	ALL68720	ALL68740	ALL68700
60", 2" Offset	ALL68722	ALL68742	ALL68702
61", Centered	ALL68723	ALL68743	ALL68703
62", Centered	ALL68724	ALL68744	ALL68704
62", 2" Offset	ALL68726	ALL68746	ALL68706
63", 2" Offset	ALL68728	ALL68748	ALL68708
64", Centered	ALL68729	ALL68749	ALL68709

Note: Axles are sold separately.

TECH TIP

Housing Measuring Diagram



Driver's Side

Passenger's Side

Example: Bare housing ALL68702 is 60" from hub face to hub face and the pinion is located 2" to the left of the housing centerline when viewed from rear of housing.*

Notes: Please measure and inspect housing before welding brackets or painting. Housing is non-returnable if modified or custom. Welding suspension brackets on rear end housings can cause warping. Check for straightness after welding. These housings use Allstar ALL72100 inner grease seals.

*Dimensions for example only.

Ford 9" Set Up Carrier

ALL14169

Set up carrier takes the place of the gear set on Ford 9" rear end housings and will keep dirt and debris out of the housing. A pinion bracket can be attached to the cover so the J-bar or Panhard bar can be mounted for car transportation. The tip of the handle matches the centerline of the driveshaft U-joint so driveshaft length can be easily measured. Gloss red powder coated finish.



Custom Width Ford 9" Housing **ALL68710**



Housings, for stock or floating axles, can be built to any width and pinion location. Floating axle housings are available with Allstar/Howe/Port City, SCP or AFCO 5x5, or Wide 5 Pins. Stock housings can be ordered with small Ford, big Ford, or new style big Ford ends. Select used center sections, as well as new Heavy Duty or "Hot Rod" style center sections, may be specified. "Hot Rod" center section provides clearance for brackets or exhaust systems in street rods and vehicles with limited space. All housings have select used centers, new axle tubes installed and are jig-welded for straightness. To order please call and request a special order form, fill in all of the required information and return to us with a signature attached. Housings are non-returnable and offered on a special order basis only.

Rear End Station Brackets **ALL10178**

Stand adapter brackets fasten to adjustable arms of most engine stands. Supports full size car and light truck rear axle housings when servicing or replacing differential gear sets. Position housing onto arms and secure into place with included retaining straps. (Engine stand sold separately).



Engine Stand Not Included

Pinion Centering Jig **ALL68370**

Pinion centering jig fastens to the rear end housing and locates the pinion centerline when building or narrowing housings. Machined slots are designed to retain most tape measure ends for accurate measurements. Applications include GM 12 and 14-Bolt, Dana 44 and 60, Chrysler 8-3/4", Ford 8.8" and 9" housings.



Ford 9" Truss Support **ALL68330**

Weld-on support adds strength to rear axle housing and reduces unwanted flex during extreme torque. Constructed of 12 gauge (.108") steel. 36" long x 2" wide.





9" Non Floater Housing Kit For GM Intermediate Metric Chassis



Housing kit fits the 1978-88 GM intermediate chassis. Replace a stock GM 7.5" rear-end with the much stronger Ford 9" style. Kit includes a select used center section, new axle tubes with large bearing late Ford/Torino style-ends, 31-spline axles with bearings and seals installed, drilled for studs with 5 on 4-1/2" or 5 on 4-3/4" bolt circles. Choose from two widths, 58" and 60" axle flange to axle flange.

- ALL68758..... Ford 9" Housing Kit 58" With GM Mounts
- ALL68756..... Ford 9" Housing Kit 58" Without GM Mounts
- ALL68759..... Ford 9" Housing Kit 60" With GM Mounts
- ALL68757..... Ford 9" Housing Kit 60" Without GM Mounts

Ford 9" Cut To Fit Flanged Axles

Cut to fit 31-spline axles for Ford 9" rear ends are a great alternative to custom axles for street, drag racing and circle track use. Axles are drilled for .687" press-in style wheel studs and have multiple wheel bolt patterns for 5 on 4-1/2", 4-3/4" and 5" bolt circles. Axles have .470" thick flanges with a 5.94" outer diameter and a 3.06" hub register to center most rotors and drums. Axles with bearings have a 3.150" O.D. bearing installed for housings with large bearing ends, a press-on sleeve to retain bearing to the axle and an axle retainer for large bearing late/Torino style housing end. Wheel studs sold separately.

- ALL67500..... Axle, 29-1/2" Long (With 10" Of Spline)
- ALL67501..... Axle With Bearing, 29-1/2" Long (With 10" Of Spline)
- ALL67502..... Axle, 33" Long (With 9" Of Spline)
- ALL67503..... Axle With Bearing, 33" Long (With 9" Of Spline)

Note: axle includes a spacer which allows axle to be a replacement for 2.36" or 2.50" offset axles. Spacer is pre-installed between axle flange and bearing assembly for 2.50" offset.

Related Items

- ALL44111..... 1/2"-20 Wheel Studs, 5-Pack
- ALL44117..... 5/8"-18 Wheel Studs, 5-Pack
- ALL72315..... Replacement Axle Bearing

Ford 9" Housing Ends

Housing ends are welded into 3/16" wall x 3" O.D. axle tubes when building a custom width housing or converting to larger axles. Ends feature a stepped design with a beveled welding flange to help position flange in tube for easier installation.



- ALL68308..... Large Bearing, Late/Torino Style
- ALL68309..... Large Bearing, Early Model

Ford 9" Axle Bearing Assembly ALL72315

Replacement rear axle bearing used in many Ford car and truck rear ends. Bearing measures 3.150" O.D. to fit into Big Ford (New Style) housing ends and has an I.D. of 1.565". A seal and press-on retaining sleeve are included.



Ford 9" Axle Spacer Plates

Spacer plate takes the place of drum brake backing plate and properly preloads the tapered style axle bearing. Spacers fit large bearing Ford 9" housing ends. Sold each.



- ALL72318..... Late Torino Style
- ALL72319..... Early Style

Ford 9" Axle Retainers

Retainers bolt to the housing ends to retain the axle/bearing into large bearing Ford 9" housings. Steel retainers are 3/16" thick and designed to fit over axles eliminating the need to remove bearing from axle, making them ideal for use with Allstar Performance cut to fit axles.



- ALL72316..... Late Torino Style
- ALL72317..... Early Style Ford

Backing Plate T-Bolts ALL72042

Unique 3/8"-24 x 1-1/4" T-head bolts are required to mount backing plates and brackets to late model Torino 9" housing ends. Package of 8.



QC Axle Tube Support Brackets

Brackets provide mounting points for a strut rod assembly to help eliminate flex found in quick change rear ends. ALL68320 attaches to the side bell bolts on most quick change rear ends. ALL68322 has tabs with 1/2" holes and mounts directly onto a 3" axle tube.



- ALL68320..... Center Section Mount
- ALL68322..... Axle Tube Mount



Steel Axle Tubes

Steel Axle Tubes have a 3" O.D., a 2-5/8" I.D. and may be shortened.



Part No.	Overall Tube Length	Tube Length To Inner Bearing	Axle Length
Wide 5			
ALL68216	25"	19-1/2"	31"
ALL68218	26"	20-1/2"	32"
ALL68220	27"	21-1/2"	33"
ALL68222	28"	22-1/2"	34"
ALL68224	29"	23-1/2"	35"
ALL68226	30"	24-1/2"	36"
ALL68228	31"	25-1/2"	37"
ALL68230	32"	26-1/2"	38"
ALL68231	32-1/2"	27"	38-1/2"
ALL68232	33"	27-1/2"	39"
ALL68234	34"	28-1/2"	40"
ALL68235	35"	29-1/2"	41"
5x5, 2-1/2" Pin, Allstar, Winters, AFCO			
ALL68240	22"	19-1/2"	28-1/2"
ALL68244	24"	21-1/2"	30-1/2"
ALL68246	25"	22-1/2"	31-1/2"
ALL68248	26"	23-1/2"	32-1/2"
ALL68252	28"	25-1/2"	34-1/2"
ALL68256	30"	27-1/2"	36-1/2"
ALL68258	31"	28-1/2"	37-1/2"
ALL68260	32"	29-1/2"	38-1/2"
5x5, 2" Pin, Allstar, Howe, Port City			
ALL68264	24"	20-1/2"	30"
ALL68266	25"	21-1/2"	31"
ALL68268	26"	22-1/2"	32"
ALL68270	27"	23-1/2"	33"
ALL68272	28"	24-1/2"	34"
ALL68274	29"	25-1/2"	35"
ALL68276	30"	26-1/2"	36-1/2"
ALL68278	31"	27.75"	37-1/2"
ALL68280	32"	28.75"	38-1/2"

Wide 5 Aluminum Axle Tubes

3" O.D. x 2.500" I.D. axle tubes are built from 7075-T6 aluminum and are machined for spool seal ALL72140.

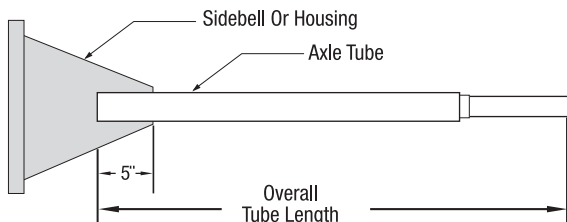


Part No.	Overall Tube Length	Tube Length To Inner Bearing	Axle Length
ALL68200	25"	19-1/2"	31"
ALL68201	25-5/8"	20-1/8"	31-1/2"
ALL68202	26"	20-1/2"	32"
ALL68203	26-5/8"	21-1/8"	32-1/2"
ALL68204	27"	21-1/2"	33"
ALL68206	28"	22-1/2"	34"
ALL68208	29"	23-1/2"	35"
ALL68210	30"	24-1/2"	36"
ALL68212	32"	26-1/2"	38"
ALL68213	35"	29-1/2"	41"

TECH TIP

How To Measure Axle Tube Length

Tube should extend 5" into side bell or aluminum housing.



Quick Change Tube Install/Removal Tool ALL11350

Finally an easy and correct way to install and remove quick change axle tubes. Secure support tool into a vice or to a workbench with optional brackets. Components are included to remove and install tubes with the turn of a wrench. An adapter for tubes with Wide 5 or 5 on 5" hubs is also included.

Related Parts

ALL11355..... Installation End Cap For Bolt-On and 2-7/8" Pin Wide 5 Tubes

ALL11351..... Mounting Bracket Kit For Quick Change Tube Install/Removal Tool



Weld-On Snouts

Weld-on snouts may be used for repairing existing axle tubes or custom building new tubes. Three hub styles are available.



ALL68300..... Wide 5

ALL68302..... 5x5 2" Pin, Allstar, Howe, PCR

ALL68304..... 5x5 2-1/2" Pin, RH Thread, Allstar, Afco, Winters

ALL68305..... 5x5 2-1/2" Pin, LH Thread, Allstar, Afco, Winters

Thread Files

Remove burrs from damaged or rusted external threads on bolts, spindles, axle tubes, threaded shaft, pipe, and pipe fittings. Choose from three different files, each 8-1/2" long. Standard and metric sizes.

ALL11037..... 11-12, 13-14, 16-18, 20-24TPI

ALL11038..... 9-10, 12-16, 20-27, 28-32TPI

ALL11039..... .80-1.00, 1.25-1.50, 1.75-2.00, 2.50-3.00mm



Set-Up Plates

Set-up plates are used for squaring and stringing chassis to ensure accurate chassis set-up by eliminating wheel and tire differences. Plates are 1/2" thick and can also be used when setting bump steer or checking axle tubes for straightness. Sold each.

ALL10660..... 5x5, 7" x 28"

ALL10662..... Wide 5, 12" x 28"



ALL10660

ALL10662



Ford 9" Axle Housing Seals

Internal seals prevent gear lube from leaking into axle tube to eliminate premature rear end failure. Seal housings are O-ring type with spring-loaded seals. For use with 3" O.D. axle tubes and most 31-spline axles. Measure I.D. of tube for proper fit.

ALL72100* ... 2.625" O.D. Fits 3/16" Wall, 3" Tube, Red
 ALL72102 2.562" O.D. Fits 7/32" Wall, 3" Tube, Blue
 ALL72104 2.500" O.D. Fits 1/4" Wall, 3" Tube, Gold



Replacement Parts

ALL72101 O-Rings For ALL72100, 3-Pack
 ALL72103 O-Rings For ALL72102, 3-Pack
 ALL72105 O-Rings For ALL72104, 3-Pack
 ALL72108 Inner Seal

*Use with Allstar steel and aluminum axle tubes.


Universal Ford 9" Axle Housing Seal ALL72099

Place seal inside the axle tube near the center section to keep rear end lube in the center section area of most floating axle style rear end housings. Universal seal works with most 3" O.D. axle tubes regardless of wall thickness. Internal seal diameter of .975" works with most 28- and 31-spline axles.



Inner Axle Snout Seal ALL72142

Seal is pressed into the outer end of a 5x5 axle tube snout (2.5") to help prevent differential lube from entering the outer wheel bearing area and contaminating the wheel bearing grease. Seal has an outer diameter of 1.875" and an inner diameter of approximately 1.325".



Aluminum Axle Plug ALL66100

Axle plug threads into the end of a gun-drilled Allstar, Ford 9", or quick change axle to keep rear end lube out of the axles. 3/8"-24 internal thread for correct axle spacing.



Axles



Allstar Axles fit most quick change and Ford 9" rears. Available in solid 28- or 31-spline or lightweight, gun-drilled 31-spline styles. Use with 24-spline drive flanges.

Length	28-Spline Solid	31-Spline Gun-Drilled	31-Spline Solid
26-1/2"	ALL67266	ALL66265	ALL66266
27"	ALL67271	ALL66270	ALL66271
27-1/2"	ALL67276	ALL66275	ALL66276
28"	ALL67281	ALL66280	ALL66281
28-1/2"	ALL67286	ALL66285	ALL66286
29"	ALL67291	ALL66290	ALL66291
29-1/2"	ALL67296	ALL66295	ALL66296
30"	ALL67301	ALL66300	ALL66301
30-1/2"	ALL67306	ALL66305	ALL66306
31"	ALL67311	ALL66310	ALL66311
31-1/2"	ALL67316	ALL66315	ALL66316
32"	ALL67321	ALL66320	ALL66321
32-1/2"	ALL67326	ALL66325	ALL66326
33"	ALL67331	ALL66330	ALL66331
33-1/2"	ALL67336	ALL66335	ALL66336
34"	ALL67341	ALL66340	ALL66341
34-1/2"	ALL67346	ALL66345	ALL66346
35"	ALL67351	ALL66350	ALL66351
35-1/2"	ALL67356	ALL66355	ALL66356
36"	ALL67361	ALL66360	ALL66361
36-1/2"	-	ALL66365	ALL66366
37"	-	ALL66370	ALL66371
37-1/2"	-	ALL66375	ALL66376
38"	-	ALL66380	ALL66381
38-1/2"	-	ALL66385	ALL66386
39"	-	ALL66390	ALL66391
39-1/2"	-	ALL66395	ALL66396
40"	-	ALL66400	ALL66401

Axle Spline Tool ALL66104

Tool clamps in a vise to hold 31-spline axles for maintenance or installation of axle plugs. Assures perfect spline alignment when installing lock-up plugs used with locker style differentials.



T-Handle Axle Puller ALL66115

All-in-one T-handle puller threads into axle for easy installation or removal. Tool includes adapters to fit 3/8"-16 coarse or 3/8"-24 fine thread solid axles, and 3/4"-16 fine thread gun-drilled axles.



High Pressure Grease ALL78246

Originally used throughout the tool and die industry, this lube provides superior durability and wear protection taking the place of anti-seize in many applications. Recommended for spline to spline contact, threaded adjusters and engine fasteners. 4 ounce tube.



Todd Sherman

"Rapid Install" Quick Change Gear Cover

The ultimate quick change gear cover! Speed up gear changes and never again waste time due to cover nuts! Unique design holds nuts directly on the 6061-T6 billet aluminum cover. ALL72064..... Frankland And Winters, Standard Bearing
ALL72065..... Frankland And Winters, Large Bearing
ALL72066..... DMI Bulldog Rear End



Related Parts

ALL72068..... Cover Nuts, Black Aluminum, 2-Pack
ALL72069..... Cover Nut Retainers With Allen Bolt, 2-Pack

Quick Change Cover Nuts ALL72060

Aluminum nuts are pre-drilled for safety wire to prevent nuts from working loose and causing leaks. Nuts have 3/8"-16 threads. Package of 10.



Quick Change Cover Lock Kit ALL72062

Securely locks cover in place for quick removal and reinstallation. Unique clip releases with a quick pull and eliminates safety wire. Aluminum nuts have 3/8"-16 threads. Kit includes two machined aluminum plates, four steel clips and four aluminum nuts with snap rings. Cover not included.



Replacement Parts

ALL99118 Cover Nuts With Snap Rings, 10-Pack
ALL99119 Snap Rings, 10-Pack
ALL99120 Clips, 2-Pack
ALL99138..... Replacement Lock Plates 1-Pair

Quick Change Cover Gaskets


ALL72050..... Paper, Single
ALL72050-10..... Paper, 10-Pack
ALL72052..... Thick With Steel Core, Single
ALL72052-10..... Thick With Steel Core, 10-Pack



ALL72052

Quick Change Side Bell O-Ring ALL72054

Replacement O-ring for Winters quick change.



Drive Flange Gaskets

Steel core gaskets help prevent leaking issues commonly found with standard paper gaskets. Package of 2.

ALL72074 8-Bolt
ALL72075 5-Bolt



ALL72074

ALL72075

5-Bolt Drive Flange Lock Plate Set ALL72070

Lock plates help prevent drive flange bolts from loosening. Set includes one 2-bolt plate and one 3-bolt plate.



Quick Change Oil Plug Sockets

Six-point sockets fit on a 1/2" drive ratchet to remove or install plugs on quick change rear ends. Small socket fits plugs in most center sections and side bells. Large socket fits plug in Winters Ford 9" housings. Not recommended for high torque applications. ALL11160..... Small, 1-3/8", Blue Anodized
ALL11161 Large, 1-7/8", Red Anodized



ALL11161

Quick Change Gear Case ALL14355

Sturdy composite storage case protects and holds up to 8 sets of quick change gears. Case has molded in carrying handles and metal hinges. 5" x 8" x 15-1/2" overall when closed.



Aluminum Quick Change Drain Pan ALL14166

Aluminum drain pan is handy when changing quick change gears. Built-in perforated shelf holds gears and allows lube to drain into pan. Pan is 10-1/4" wide, 12" long and 3-3/4" deep.



Plastic Quick Change Drain Pan ALL14356

Tapered top drain pan, **NEW!** combined with an open flow corner allow quick change gear changes to happen even faster. Plastic, low profile, 2-piece pan includes a stainless steel filter screen molded into the top tray.



Brett Hearn

Photo: Jim DenHamer



Quick Change Gear Totes



Durable plastic quick change gear tote organizes extra gear sets and keeps them clean. Lid snaps shut to hold gears in place. 8"L x 5"W x 2"H.

Description	Single	10-Pack
White	ALL14350	ALL14350-10
Black	ALL14351	ALL14351-10
Yellow, 6-Spline (Midget) Gear Set	ALL14352	ALL14352-10

Gear Tote Tray

ALL12269

Neatly organize up to 10 quick change gear tote boxes vertically. Tray is 21" long x 5-1/2" deep with a 4" tall front edge making them perfectly sized for Allstar gear tote boxes.




Ring And Pinion Installation Kits

Allstar ring and pinion installation kits are available with or without bearings. Kits contain all the hard-to-find individual parts for a quick, trouble-free installation.

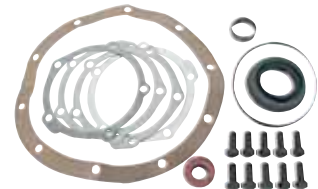
Bearing Kits Include:*

- Pinion And Side (Carrier) Bearings
- Pinion Seal
- Pinion Depth Shims
- Adjustable Side (Carrier) Shims
- Crush Sleeve Or Solid Spacer
- Pinion Nut
- One Ounce Tube Of Silicone Or Gasket
- Gear Marking Compound
- Ring Gear Bolts



Shim Kits Include:*

- Pinion Seal
- Pinion Depth Shims
- Adjustable Side (Carrier) Shims, Two (If Applicable)
- Crush Sleeve Or Solid Spacer
- Pinion Nut
- One Ounce Tube Of Silicone Or Gasket
- Gear Marking Compound
- Ring Gear Bolts



*Kit components shown for reference only, specific components will vary depending on application.

Bearing Kit	Shim Kit	Carrier Type	Application
General Motors			
ALL68515	ALL68615	10-Bolt	7.5", Passenger And Light Truck 5-10 1982-1998
-	ALL68616	10-Bolt	7.5", Passenger, Except Monza 1977-1981
-	ALL68622	10-Bolt	8.2", Chevy Passenger And G-10 Van, 30-Spline Pinion
ALL68521	ALL68621	10-Bolt	8.5", 30-Spline Pinion Passenger And Light Truck
ALL68518	ALL68618	12-Bolt	8.875", Chevy And GMC Truck And Blazer, 1.438" Pinion
ALL68519	ALL68619	12-Bolt	8.875", Chevy Hi-Performance Passenger Axle, 1.625" Pinion
Chrysler			
ALL68532	ALL68631	8-3/4"	489 Casting With 2.000" I.D. Carrier Bearings (Large #9 On Side Of Casting)
ALL68531	ALL68631	8-3/4"	489 Casting With 1.796" I.D. Carrier Bearings (Large #9 On Side Of Casting)
ALL68537	ALL68637	8-3/4"	742 Casting With 1.796" I.D. Carrier Bearings (Large #2 On Side Of Casting)
Ford Motor Company			
-	ALL68639	8"	"Pig" Type, 25-Spline Pinion
ALL68513	ALL68613	8.8"	Salisbury Type With 10-Bolt Cover, 30-Spline Pinion
ALL68510	ALL68610	9"	2.893" Carrier Bearing, Stock 28-Spline Pinion Support, Solid Spacer
ALL68511	ALL68611	9"	2.893" Carrier Bearing, Stock 28-Spline Pinion Support, Crush Sleeve
ALL68509	ALL68610	9"	3.062" Carrier Bearing, Stock 28-Spline Pinion Support, Solid Spacer
ALL68512	ALL68611	9"	3.062" Carrier Bearing, Stock 28-Spline Pinion Support, Crush Sleeve
ALL68539	ALL68610	9"	3.062" Carrier Bearing, Daytona 28-Spline Pinion Support, Solid Spacer
ALL68538	ALL68611	9"	3.062" Carrier Bearing, Daytona 28-Spline Pinion Support, Crush Sleeve
ALL68543	ALL68610	9"	3.250" Carrier Bearing, Daytona 28-Spline Pinion Support, Solid Spacer
ALL68542	ALL68611	9"	3.250" Carrier Bearing, Daytona 28-Spline Pinion Support, Crush Sleeve
ALL68540	-	9"	3.250" Carrier Bearing, MW or Strange 28-Spline Pinion Support, No Spacer Or Crush Sleeve
ALL68541	-	9"	3.250" Carrier Bearing, MW or Strange 35-Spline Pinion Support, No Spacer Or Crush Sleeve
Dana			
ALL68533	ALL68633	-	Model 44 / 1967-1997
ALL68534	ALL68634	-	Model 60 And 61 / 1966-1998

Dial Indicator With Magnetic Base

ALL96414

Dial indicator with magnetic base is a necessity when degreasing a camshaft, checking crankshaft end play, deck heights, dome heights, transmission end play or ring and pinion backlash. Universal magnetic base may be mounted anywhere. Shockproof dial indicator has 1" of travel in .001" increments. Base and dial indicator may also be purchased separately.

ALL96415..... Dial Indicator Only
ALL96416..... Magnetic Base Only



Digital Calipers 0-6" With Case

ALL96411

Measure inside, outside and depth dimensions with easy to read Metric or SAE LCD display, in .001" increments up to 6". On/Off switch conserves battery and zero setting assures accurate readings. Plastic case provides additional battery storage.



Dial Caliper

ALL96410

Quality hardened stainless steel dial caliper is shockproof and capable of measuring items from .001" to 6" in increments of .001". Includes protective carrying case.



Ryland Racing



Ryland Racing

Ring And Pinion Gear Sets

Quality differential components are suitable for race, street and off-road use. Lapped in matched sets for quiet operation.



GM 7.5"

Sets fit 10-bolt with 7.5" ring gear, 1.438" dia. pinion stem and 27-spline pinion.

Part No.	Ratio	Part No.	Ratio
ALL70110*	3.23	ALL70115'	3.73
ALL70112*	3.42	ALL70116*	4.10
ALL70113†	3.42	ALL70117†	4.10
ALL70114*	3.73	ALL70118*	4.56

*Set includes standard width ring gear for use with 3.23 and numerically higher ratio carriers or when using 3.08 and numerically lower ratio carriers and ALL70100 spacer.

†Set includes thick ring gear for use with 3.08 and numerically lower ratio carriers.

GM 8.5"

Sets fit 10-bolt with 8.5" ring gear, 1.625" dia. pinion stem and 30-spline pinion.

Part No.	Ratio	Part No.	Ratio
ALL70120	3.08	ALL70126	4.10
ALL70122	3.42	ALL70128	4.56
ALL70124	3.73		

Ford 9"

Sets fit 10-bolt with 9" ring gear, 1.313" dia. pinion stem and 28-spline pinion.

Part No.	Ratio	Part No.	Ratio
ALL70010	3.50	ALL70028	5.14
ALL70012	3.70	ALL70030	5.29
ALL70014	3.89	ALL70032	5.43
ALL70016	4.11	ALL70034	5.67
ALL70018	4.30	ALL70036	5.83
ALL70020	4.56	ALL70038	6.00
ALL70022	4.71	ALL70040	6.20
ALL70024	4.86	ALL70042	6.33
ALL70026	5.00	ALL70044	6.50

GM 7.5" Ring Gear Spacer

ALL70100

Spacer allows installation of 3.23 and numerically higher ratio gear sets with standard thickness ring gears into 3.08 and numerically lower carriers. Steel spacer is .3125" thick and includes ten 7/16"-20 x 1-1/4" UHL LH bolts.



Axle Tube Oil Seal **ALL72140**

Also called a spool seal, it fits Frankland, Winters, and other quick change rear ends. Seal is pressed into side bell or axle tube and seats against the bearing flange of the spool to prevent lube from leaking into axle tubes. Seal has a 1-15/16" I.D. and a 2-5/8" O.D.





Spools

Replace a troublesome positive traction unit with a high quality Allstar spool. Substantially lighter than conventional carriers, spools deliver equal power to both rear wheels. Ultra-lite steel spools have more lightening holes and a narrower ring gear flange than standard units.



ALL68060

Ford 9" Steel Spools

- ALL68060..... 28-Spline, Scalloped, 7.5 Lbs.
- ALL68062..... 28-Spline, Ultra-Lite, 6.3 Lbs.
- ALL68063..... 28-Spline, Ultra-Lite Scalloped, 6.0 Lbs.
- ALL68064 31-Spline, Scalloped, 7.6 Lbs.
- ALL68066..... 31-Spline, Ultra-Lite, 6.1 Lbs.
- ALL68067..... 31-Spline, Ultra-Lite Scalloped, 5.8 Lbs.
- ALL68070..... 35-Spline, For 3.250" Case, 7.6 Lbs.
- ALL68072..... 35-Spline, For 2.893" Or 3.062" Case, 7.9 Lbs.
- ALL68074..... 40-Spline, For 3.250" Case, 6.7 Lbs.

Aluminum Spools

- ALL68111..... Ford 9", 31-Spline Axles, 3.7 Lbs.
- ALL68114 Q/C For Winters, 31-Spline, 2.030" Bearings
- ALL68115 Q/C For D.M.I., Frankland, Tiger And Richmond, 31-Spline, 2" Bearings

Mini Spools

Mini spool assemblies replace the OE side and spider gears in open style carriers to provide equal traction to both axles. Mini spools are precisely machined for proper fit and heat treated for durability.



ALL68122

ALL68164

- 1957-87 Ford 9" Rear Ends With 3/4" Cross Pin
- 1981-94 Ford 8.8" Rear Ends With 28-Spline Axles
- 1976-88 GM 7.5" With 7.5" Or 7.625" Ring Gear, 26-Spline Axles
- 1964-72 GM 10-Bolt With 8.2" Dia. Ring Gear, 28-Spline Axles
- 1970-76 GM 10-Bolt With 8.5" Dia. Ring Gear, 28-Spline Axles
- 1965-76 GM 12-Bolt With 8.875" Dia. Ring Gear, 30-Spline Axles

- ALL68121 Ford 9", (Lightweight) 28-Spline
- ALL68122 Ford 9", (Lightweight) 31-Spline
- ALL68168..... Ford 8.8", 28-Spline
- ALL68166..... GM (7.5" Ring Gear), 26-Spline
- ALL68162 GM 10-Bolt (8.2" Ring Gear), 28-Spline
- ALL68160..... GM 10-Bolt (8.5" Ring Gear), 28-Spline
- ALL68164*..... GM 12-Bolt (8.875" Ring Gear), 30-Spline

*There are at least three different 7.5" GM cases available, shimming may be required between the case and side gear of the spool to eliminate space between blocks

Cross Pins



ALL68120

- ALL68120 Ford 8.8" And 9" (3/4")
- ALL68167 GM 10-Bolt (7.5" Ring Gear)
- ALL68163 GM 10-Bolt (8.2" Ring Gear)
- ALL68161 GM 10-Bolt (8.5" Ring Gear)
- ALL68165 GM 12-Bolt (8.875" Ring Gear)

GM Axle C-Clips

Replacement C-clips for popular GM 10- and 12-bolt axles.

- ALL66120 7.5" 10-Bolt, 2-Pack
- ALL66121 8.5" 10-Bolt And 8.875" 12-Bolt, 2-Pack
- ALL66122 7.5" 10-Bolt Genuine GM, Each
- ALL66123 8.5" 10-Bolt And 8.875" 12-Bolt Genuine GM, Each



Ford 9" Housing Studs

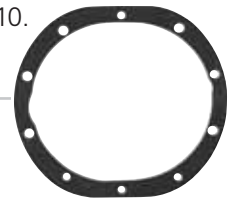
ALL72040

Studs secure the center section to the housing and are installed by pulling through with a nut for a press fit. 3/8"-24 threads. Package of 10.



Ford 9" Gaskets

- ALL72044..... Paper
- ALL72045..... Thin With Steel Core
- ALL72046..... Thick With Steel Core



ALL72046

Nitrile Gloves

Nitrile gloves protect against dirt and grime and help prevent oil and harsh chemicals from contacting the skin. Gloves are latex and powder free to keep from irritating skin. General purpose gloves are great for light duty uses that are not exposed to chemicals. Chemical resistant gloves work well for general purpose as well as jobs that involve oil, fuel, brake fluid and most cleaning chemicals such as brake and carb cleaners. Package of 100.

General Purpose (Blue)

- ALL12020 Medium
- ALL12021..... Large
- ALL12022 X-Large



Chemical Resistant (Black)


- ALL12024 Medium
- ALL12025..... Large
- ALL12026..... X-Large
- ALL12027 XX-Large



Absorbent Mats

A must for the work shop and trailer. These handy absorbent mats have bonded layers allowing fluid to spread quickly through material.

- ALL12030... 15" x 60" Roll (Perforated Every 10") Universal For All Fluid Types (Oil, Coolant, Water)
- ALL12031 ... 15" x 60" Roll (Perforated Every 10") For Oil Only
- ALL12032 ... 100-Pack (15" x 10" Individual Sheets) Universal For All Fluid Types (Oil, Coolant, Water)
- ALL12033 ... 100-Pack (15" x 10" Individual Sheets) For Oil Only



Pinion Nuts

Replace original worn or damaged nuts each time a gear set is changed. Nut secures driveshaft yoke to pinion gear.

- ALL72155 Ford 8.8" And Standard 9"
- ALL72156 GM 7.5 And 8.5



Ford 9" Pinion Supports

Allstar Ford 9" supports replace original equipment style cast iron supports. Pro support is for 35-spline pinion, Pro Gear-equipped differentials. Standard "Daytona" support is for 28-spline pinion gears. All are aluminum and furnished with races installed.



ALL68390..... Pro, 35-Spline, Billet
 ALL68395..... Daytona, 28-Spline, Billet
 ALL68396..... Daytona, 28-Spline, Forged

Pinion Seals

Replace leaking or damaged seals in most popular differentials.

ALL72145 Quick Change 5/16" Wide
 ALL72144 Quick Change 1/2" Wide
 ALL72143 Quick Change 3/4" Wide
 ALL72146 Ford 9" Standard, 28-Spline, 3" O.D.
 ALL72147 7.5" GM
 ALL72148 8.5" GM



Ford 9" Pinion Yokes

Forged steel or billet aluminum Allstar Pinion Yokes are available for Ford 9".

ALL68380..... 28-Spline Steel Pinion Yoke, Use With 1350 (3-5/8") U-Joint
 ALL68382..... 35-Spline Steel Pinion Yoke, Use With 1350 (3-5/8") U-Joint
 ALL68384..... 28-Spline Aluminum Pinion Yoke, Use With 1310 (3-1/4") U-Joint



Pinion Yoke Wrench

ALL68372

Wrench fastens to most popular pinion flanges and companion flanges to hold when setting bearing pre-load and tightening retaining bolt or nut. Wrench has provisions to work with 1/2" or 3/4" drive tool. Center hole is 2" to clear most sockets. Universal slotted bolt patterns for 1/4", 5/16" and 3/8" fasteners for most AMC, Dana, Ford and GM yokes.



U-Bolt Kits

U-bolt kits for 1310, 1330 and 1350 series U-joints secure driveshaft to pinion yoke. Sold in pairs with nuts and lock washers.



	U-Bolt	U-Joint Series	Cap	Thread	"A"	Stud CTC "B"
Std.	ALL69015	1310/1330	1-1/16"	5/16"-24	1-3/4"	1.400"
X-Long	ALL69017	1310/1330	1-1/16"	5/16"-24	2"	1.400"
Std.	ALL69018	1330*	1-1/8"	5/16"-24	1-7/8"	1.575"
Std.	ALL69016	1350	1-3/16"	3/8"-24	2"	1.625"

*1330 with big caps (1.125")

GM U-Joint Strap Kit

ALL69014

Replacement O.E. style U-joint strap kit fits popular GM pinion yokes including 7.5", 8.2", 8.5" 10-bolt and other popular rear ends. Kit is designed for 1-1/8" (1.125") diameter caps and includes (2) 5/8" wide steel straps with 1-7/8" CTC holes and (4) 1-1/2" long 5/16"-24 grade eight bolts.

NEW!



U-Joints

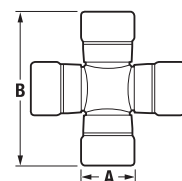
Performance U-joints are greasable and fit a variety of driveshaft combinations.

1310 Series: 3.218" Wide with 1.062" Caps
1330 Series: 3.622" Wide with 1.062" Caps
1350 Series: 3.622" Wide with 1.187" Caps
 (Width = B, Caps = A in drawing)



U-Joints With Same Cross Width

ALL69030..... 1310 Series
 ALL69031..... 1330 Series
 ALL69032..... 1350 Series




U-Joints With Different Cross Widths

ALL69034..... 1310 to 1330
 ALL69035..... 1310 to 1350
 ALL69036..... 1330 to 1350

Slip Yokes

Slip yokes provide an important link in today's driveline and chassis combinations. Yokes are available in standard length for most street applications with minimal suspension travel to extra-long for racing suspensions that have a radical amount of travel. 27-spline yokes accept 1310 style u-joints and are for use in many popular transmissions including TH350, TH700R4, Muncie and Saginaw 3 and 4 speeds, Bert and Brinn non-ball spline.

ALL69040..... 6"
 ALL69042..... 6-3/4"
 ALL69044..... 7-1/2"
 ALL69046..... 8"
 ALL69048..... 8" (Extra Clearance)



Hardened

ALL69043..... 6-3/4"
 ALL69045..... 7-1/2"
 ALL69047..... 8"



Jason Rendell

Photo: Robert Howell



Tailshaft Seal And Bushing

The tailshaft bushing is a regular wear item, located inside the transmission tailshaft housing. It should be replaced when replacing the tailshaft seal or when a driveshaft failure has occurred. A worn bushing will cause excessive side-to-side movement of the slip yoke and create a vibration or leak. Replacement bushing and seal fits GM Powerglide, Turbo 350, Saginaw, Muncie, Bert and Brinn transmissions.



ALL72152

ALL72150 Seal
ALL72152 Seal With Bushing

Steel Driveshafts



Balanced 2-1/2" lightweight D.O.M. steel driveshafts feature heavy duty U-joints with grease fittings, and TH-350 or Powerglide slip yoke. Shafts are painted white and available in 30-1/2" and 31-1/2" lengths. Uses 1310 (3-1/4") U-joint. Yoke measures 5-1/2" from U-Joint centerline to end, with 3.50" of slip length.

ALL69020 30-1/2" Steel Driveshaft
ALL69022 31-1/2" Steel Driveshaft
ALL69015 U-Bolt Kit For ALL69020 And ALL69022 (Pair)
ALL69030 1310 U-Joint

Torque Tube Belt ALL10181

Universal strap keeps torque tube stabilized and centered in case of coupler or tube failure. Black, 3" wide belt fits all torque tube and chassis combinations.



Torque Ball Safety Blanket ALL55220

Fire resistant safety blanket designed by Jason Meyers Racing protects drivers legs and feet in the event of a U-joint failure. Ballistic nylon covered blanket weighs just 1-1/2 lbs. and has quick release adjustable straps which allow blanket to be removed easily for servicing torque ball and u-joint. Blanket includes two mounting brackets, mounting studs, nuts and installation instructions.



Replacement Parts

ALL55224 3/8" Mounting Stud Kit
ALL55226 Mounting Tabs, 1-Pair

Universal Driveshaft Loop ALL69000

Universal driveshaft loop contains the driveshaft if a yoke or U-joint fails. Loop is 1/4" thick x 2" wide mild steel and fully adjustable to fit most cars.



Driveshaft Loop For 1979-2004 Mustangs ALL69006

Drive shaft safety loop bolts-on to retain the driveshaft in the event of u-joint or other drivetrain component breakage. Black powder coated, all steel loop includes mounting hardware and complete instructions.



Unwelded Driveshaft Loop ALL69004

Made from 3/16" flat steel, loop is 9-1/2" tall, 5-1/2" wide with a 16" wide mounting strap that can be cut and welded for each installation.



180° Driveshaft Loop ALL69002

Pre-bent 1" diameter x .083" wall mild steel tubing is designed for chassis style cars to help retain the driveshaft in the event of a u-joint failure. Loop is 10" tall overall and has a 5" I.D.



Ford 9" Aluminum Gear Tote ALL14168

Keep Ford 9" third member neat and clean. Built-in handles ease carrying.



Aluminum Quick Change Drain Pan ALL14166

Aluminum drain pan is handy when changing quick change gears. Built-in perforated shelf holds gears and allows lube to drain into pan. Pan is 10-1/4" wide, 12" long and 3-3/4" deep.



Plastic Quick Change Drain Pan ALL14356

Tapered top drain pan, combined with an open flow corner allow quick change gear changes to happen even faster. Plastic, low profile, 2-piece pan includes a stainless steel filter screen molded into the top tray.

NEW!




Drain Pan ALL40112

Round drain pan has molded in handles and pour spout. Made from chemical and solvent resistant plastic. 13-1/2" x 11" x 4", 7 quart capacity.



Shop Towels ALL12006

Shop towels are much heavier than standard paper towels and work great for numerous tasks around the shop or track. Rolls contain 60 individually perforated 11" x 9-1/2" disposable sheets.



Drain Pan ALL14171

Drain pan with built-in pump holds and refills fluids when changing rear end gears. Molded plastic basin and lid slide together to prevent spilling of fluid. A crank handle is included for hand operation along with a length of straight hex shaft for use with an electric drill. 16" square x 7" tall. 14 quart capacity.



Joe Rokos

Photo: John Berglund



Brandon Thirlby

Photo: John Berglund



Collin Thirlby

Photo: John Berglund

Remote Fill Tanks

Aluminum tanks feature a 5-3/8" mounting flange to mount in a deck panel or other flat horizontal panel providing an easy access fill location for rear end/differentials, transmissions or dry sump tanks. Tanks have a raised vented twist on cap and a -10AN male hose connection. Overall tank height is 9" x 3" in diameter.



Screw-In Fitting
ALL36113



One-Piece Flange
ALL36113



Weld-In Fitting
ALL36110
ALL36111



Weld-On Flange
ALL36110
ALL36111

- ALL36113 Fill Tank, Economy
- ALL36110 Fill Tank
- ALL36111 Fill Tank With 3/8" NPT Bung
- ALL36124 Replacement Cap

Mini Breather Tanks

Small capacity, spun aluminum tanks can be used to vent transmission or rear end to prevent lubricant from being forced out. Tanks are complete with 1/4" NPT bung at bottom and bracket for mounting to chassis tubing.

- ALL36140 Tank For 1-1/2" Tubing
- ALL36141 Tank For 1-3/4" Tubing



Mini Breather ALL36145

Compact breather mounts in a deck or bracket with a 7/16" hole and has a -4AN male end making it ideal for venting transmissions or rear ends.



Clamp-On Mini Breathers

Breathers are easily mounted to either 1-1/2" or 1-3/4" tubing. Breathers are 1" tall and 1-3/8" in diameter. Great for use on transmissions, differentials, etc. Bottom fitting is 1/4" NPT. Black anodized finish.

- ALL36106 Breather For 1-1/2" Tubing
- ALL36107 Breather For 1-3/4" Tubing
- ALL36103 Replacement Filter Only



Jeep VanWormer

Photo: John Berglund

Roll Bar Padding

Closed-cell foam does not absorb moisture, but progressively absorbs shock (gets more dense as it is compressed).

Offset inside diameter allows easy installation, with thicker padding toward driver. Available in 3 foot lengths.

ALL14100..... Black	ALL14104 Yellow
ALL14101..... Red	ALL14105 Gray
ALL14102..... Blue	ALL14106 Purple
ALL14103..... Orange	



SFI Mini Roll Bar Padding ALL14112

Mini roll bar padding is ideal for tight areas in a race car when standard padding is too large.

Unique, compact design provides driver protection to a specific area. Peel and stick backing for easy installation on 1-1/4" to 1-3/4" tubing. Meets SFI 45.1 specifications. Sold in 3 foot lengths, black only.



SFI Roll Bar Padding

Provides 180 degree coverage where space concerns are not a problem. Peel and stick backing for easy installation. Meets SFI 45.1

specifications. Choose from two sizes, each 3 feet long, black only.

ALL14110..... 1-1/8" To 1-1/2" O.D. Tubing
ALL14111 1-5/8" To 2" O.D. Tubing




Door Bar Padding

ALL14115

Closed cell padding adds protection from hard surfaces inside a race car.

Cover door bars, seat supports, or increase padding in seat for comfort. Sold in 36" x 48" sheets, 3/4" thick.



Door Bar Clamp ALL14198

Clamp fastens around a 1-1/2" door bar allowing a steel door plate to be mounted to the outside of the door bar area. Clamp eliminates the need to weld mounting tabs or door plate directly to a finished chassis. Sold each and includes 1/2" mounting hardware.

Related Items

ALL54070..... 18" x 26" Steel Plate
ALL54071 24" x 24" Steel Plate
ALL54072 24" x 36" Steel Plate



Sprint Knee Guard ALL55230

Ultra light aluminum knee guard designed by Jason Meyers Racing works great for protecting knees from banging against 1/2 box steering gears and provides a comfortable leg support when throttling through corners.


Fire retardant, high-impact, dense rubber padding is covered with self-extinguishing cloth for added safety. Guard fastens to the half box mount (not the box) by drilling and bolting or riveting and is held in place with safety wire or a wire tie.



Window Net Installation Kits


Latch Type Round Tube ALL10217

Lever latch release has a 3/8" round upper support rod for use with border and loop style nets. Mounting brackets are included.



Latch Type Flat Bar ALL10218

Lever latch release has a 1" x 1/8" x 29" flat steel bar to securely anchor the window net, and mounting brackets. Use with loop style nets. Will not work with most border type nets.



Replacement Part

ALL99070..... Replacement Mounting Tabs

Spring Loaded Round Tube ALL10219



Spring-loaded tube eliminates the latch release and provides easy entry and exit. Pushing against the handle releases or fastens window net. Includes a 9/16" spring loaded top tube, 3/4" flat aluminum strap for bottom of net, mounting hardware, handle and instructions. Designed for most border and loop style nets.

Replacement Part

ALL99071 Replacement Mounting Tabs

Clamp-On Kits

Clamp-on kit eliminates welding tabs to chassis. Clamps have .600" holes designed to install ALL10219 window net installation kit to chassis tubing.

ALL10221 1-1/2" Kit

ALL10222 1-3/4" Kit

Replacement Parts

ALL99160 1-1/2" Clamp-On Bracket, Fixed

ALL99161 1-1/2" Clamp-On Bracket, Swivel

ALL99162 1-3/4" Clamp-On Bracket, Fixed

ALL99163 1-3/4" Clamp-On Bracket, Swivel



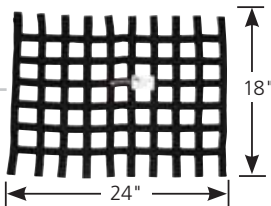
Window Net Protector **ALL10225**

A simple way to keep your window net tight against an interior panel. Slot is 21" long for use with 18" wide nets.



Loop Style Ribbon Window Nets

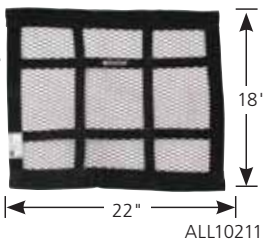
Durable polypropylene nets are ideal for a variety of full bodied cars. Webbing is double stitched with heavy nylon thread. All nets meet SFI 27.1 specifications and are appropriately tagged. Loop design net has loops sewn in top and bottom of net to accept most round tube and flat bar styles of window net installation kits.



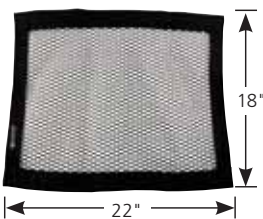
ALL10290 18" x 18" Black
ALL10295 18" x 24" Black

Mesh Window Nets

Durable, lightweight, black polyester mesh nets increase driver vision and stop smaller debris better than conventional ribbon or string nets. Mesh style net has large built-in sleeves in top and bottom of net to accept most round tube and flat bar style window net installation kits.



ALL10211



ALL10298

Non-SFI

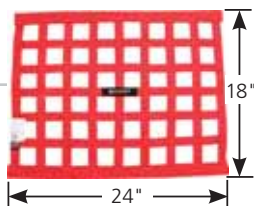
ALL10298 22" x 18" Rectangle
ALL10299 22" x 27" x 18" Angled

SFI Rated (27.1)

ALL10211 22" x 18" Rectangle
ALL10214 22" x 27" x 18" Angled

Border Style Ribbon Window Nets

Durable polypropylene nets are available in a variety of sizes and offer additional safety to the driver. Webbing is double stitched with heavy nylon thread. Border style net has built-in sleeves in top and bottom of net to accept most round tube style window net installation kits including ALL10217 and ALL10219. SFI certified nets meet SFI 27.1 specifications and are appropriately tagged.



ALL10287

Non-SFI

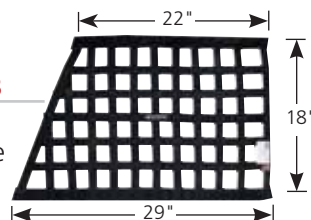
ALL10248 10"H x 18"W Black
ALL10249 14"H x 18"W Black **NEW!**

SFI Rated (27.1)

ALL10280 18"H x 18"W Black
ALL10285 18"H x 24"W Black
ALL10286 18"H x 24"W Blue
ALL10287 18"H x 24"W Red

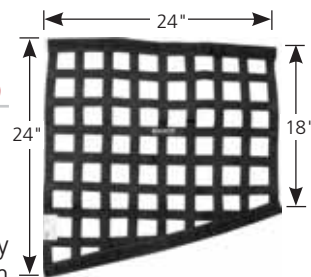
Angled Window Net **ALL10288**

Angled net with border style mounting encloses more of the driver side window opening for additional protection. Net meets SFI 27.1 specification and is appropriately tagged. Net has built-in top and bottom sleeves to accept most round tube style window net installation kits including ALL10217 and ALL10219.



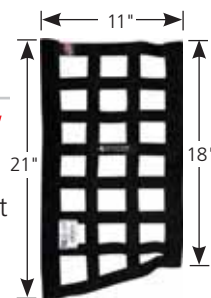
Drag Window Net **ALL10289**

Drag window net with border style mounting attaches to the diagonal door bar of most drag cars. Net meets SFI 27.1 specification and is appropriately tagged. Net has top and bottom built-in sleeves to accept most round tube style window net installation kits including ALL10217 and ALL10219.



Funny Car Style Window Net **ALL10291**

Border style window net has built-in vertical sleeves for installing mounting rods to attach net to the chassis. Net is ideal for cages that have been fitted with or updated to funny car style bars around the driver. Net is SFI 27.1 certified.



Triangle Window Net **ALL10246**

Triangle net originally designed for sprints and midgets also works well on dirt late models and modifieds when wrap-around ends are needed. Net includes quick release buckle and meets SFI 37.1 specs.



Border Style Triangle Window Net **ALL10247**

Triangle window net has a border style top for use with most round tube installation kits. Lower portion of net secures around a lower bar.



Molded Steering Wheel Pad **ALL52322**

Molded pad fits flat or dished 3-spoke steering wheels. Velcro straps are permanently secured to pad for quick installation.



Steering Wheel Pad **ALL52320**

Black vinyl covered pad fastens to most three spoke racing steering wheels with three hook/loop straps. 5-3/4" diameter foam pad is 2" thick.



Two Point Non-Retractable Seat Belts

Two-point, non-retractable lap belt is manually tightened and mounts to two points on the vehicle floor. Belts feature an easy push-button release and are sold individually. Installation hardware kits sold separately.



ALL98110 Black
ALL98111 Gray
ALL98112 Charcoal
ALL98113 Tan



Related Parts

ALL98120 Anchor Plates, 1-Pair
ALL98121 Installation Hardware Kit

Three Point Retractable Seat Belts

Three-point retractable system has three anchoring points, two on the vehicle floor and one on the B-pillar. Belts feature an easy push-button release and are sold each. Installation hardware kits sold separately.



ALL98115 Black
ALL98116 Gray
ALL98117 Charcoal
ALL98118 Tan

Related Parts

ALL98120 Anchor Plates, 1-Pair
ALL98121 Installation Hardware Kit



Seat Belt Anchors **ALL98120**

Anchor plates reinforce stock type floor pan when mounting seat belts. Plates are 1/8" thick and have a 9/16" mounting hole. Package of 2.



Double Shear Seat Belt Tab

ALL60031

Bracket welds to chassis and allows seat belt to mount solidly to the chassis yet still pivot. Double shear design provides twice the strength of a single tab style mount. Steel bracket accepts 1/2" hardware.



Weld Bung For Sprint Car Seat Belts

ALL98125

Bung welds into tubing up to 1-3/8" to convert wrap around style seat belts to bolt-in ratchet style belts. Shoulder allows belt to pivot as needed and accepts 3/8" seat belt mounting hardware.



Seat Track Assembly

ALL98100

Mount aftermarket seats quickly and easily. Includes two seat tracks, adjustment handle and hardware.



Safety Glasses

ALL10258

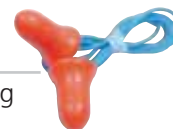
Comfortable, lightweight, general purpose safety glasses have a clear wrap around lens for maximum visibility. ANSI-Z87.1 rated.



Reusable Corded Earplugs

ALL12000

Corded earplugs fit instantly without rolling or squeezing. Made of a soft material that cleans up easily in warm, soapy water.



Locking Tear Off Post Kit

ALL13100

Unique aluminum tear off posts have a second set-screw locking the posts to the shield so they don't continually come loose. No need to remove shield just to tighten the tear off post! Package of 2.



Helmet Hooks

Lightweight aluminum hook clamps on roll cage tubing and provides an anchor for attaching helmet strap.

ALL10228 1-1/2"

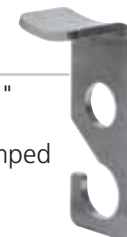
ALL10229 1-3/4"

ALL10445 Reducer Bushing 1-3/4" To 1-5/8"



Universal Helmet Hook **ALL10223**

Lightweight, steel universal helmet hook is 1/8" thick and has a radius mount for attaching to round tubing. Hook may be welded on or clamped to tube with a standard hose clamp.



Mini Helmet Air System **ALL13012**

Self-contained, 12-volt fan with reusable filter moves approximately 40-60 CFM of air depending on system voltage. An RF connector allows easy unrestricted helmet removal. A 14" wire is permanently attached to the fan and accepts the 24" pigtail (included). Pigtail has simple red (+) and black (-) wire hook-ups.



Inside Air Blower Motor

ALL13000

Inside air unit is commonly mounted inside the cockpit or decking to provide forced, filtered air to the driver for cooling and to help prevent shield fogging. Spun aluminum cover prevents damage to filter assembly. Motor has two speeds and is recommended for 12 volt systems.



Replacement Parts

ALL13014..... Filter
ALL99022..... Top

Outside Air Blower Motor

ALL13001

Outside air unit is commonly mounted inside the driver compartment on vehicles with windows or closed compartment to provide forced, filtered air to the driver for cooling and to help prevent shield fogging. Intake top can be used with 1-1/4" helmet hose or trimmed to accept larger 3" hose such as ALL42150 routed to the motor from outside of the car or fastened to a plastic duct such as ALL42143 for fresh air. Motor has two speeds and is recommended for 12 volt systems.



Replacement Parts

ALL13014..... Filter
ALL99023..... Top

Helmet Fan ALL13011

Compact inline blower fan connects to 1-1/4" helmet hose and forces air inside driver's helmets equipped with an air inlet to help prevent shield fogging and provide air movement. Fan produces 20+ cfm of air flow when used on a 12V system, drawing only 1.3 amps. Two wire pigtail easily connects to a switched 12V power source and a suitable chassis ground

NEW!



Helmet Vent Hose

Hose is 4' long and used to complete the connection between a driver air system and helmets equipped with a 1-1/4" barbed intake port. Two styles are available: ALL13004 is gray and constructed from a denser material to resist crushing and abrasions from rocks and debris; ALL13021 is black and constructed of a thinner more pliable material which is less restrictive to the driver.

ALL13004..... Gray
ALL13021..... Black



Helmet Vent ALL13025

High-impact, screened ABS vent minimizes the chance of rocks and other debris from entering helmet hose. Vent has a 1/2" wide mounting flange and a centered outlet that accepts most 1-1/4" helmet hose.



Hose Adapter ALL13007

Adapter fits most helmet hoses with 1-1/4" ends and has a 2-3/4" O.D. to fit inside 3" duct style hose or inside some NACA ducts. Adapter may also be mounted in a window opening to funnel air directly to the driver via helmet hose.



Helmet Blower System ALL13020

Remote mount breather system directs filtered, forced air to the driver's helmet for added comfort and safety. Motor assembly has a mounting bracket for easy mounting to chassis or seat back. 4 ft. helmet hose connects to most helmet fresh air intakes with standard 1-1/4" connector. The 9 ft. extension lead can be easily connected to a switched 12-16 volt source. This system weighs 2-1/4 lbs, and draws 3.5 amps at 13.6 volts, and produces about 90 CFM of air to the driver providing more than enough air to keep the driver cool and shield clear.

Replacement Parts

ALL36202..... Filter
ALL36203..... Filter With Shield
ALL99021..... Wire Harness



Helmet Shelf

ALL12232

Mount to shop or trailer wall to keep up to two helmets safely stored. Sturdy shelf is 24" long x 16" deep and has a black wrinkle finish.



Allstar Race Suit

The Allstar Performance Nomex race suit has style, comfort and is affordable! Suit is 1-piece double layer, box quilted and SFI 3.2A/5 certified. Features include: side pockets, an adjustable belt, elastic wrist cuffs, hidden ankle cuffs, elastic back panel, adjustable neck strap, a sturdy waist length zipper and a black nylon storage bag.

ALL99850..... Black, Medium
ALL99851..... Black, Large
ALL99852..... Black, X-Large
ALL99853..... Black, XX-Large
ALL99862*... Custom Size

*Completion of an Allstar custom racing suit order form is required. Custom racing suits are available in red, blue or black.



Radio Boxes

Aluminum radio box has a padded insert to absorb vibration. Clamps to roll bar tubing and fits most racing radios. Measures 4"W x 2-1/2"D. ALL10440 and ALL10442 are 7" tall. ALL10441 is 4" tall.

ALL10440 Tall Box For 1-3/4" Tubing
 ALL10441 Short Box For 1-3/4" Tubing
 ALL10442 Tall Box For 1-1/2" Tubing
 ALL10445 Reducer Bushing 1-3/4" To 1-5/8"



ALL10441

Reducer Bushing

1-3/4" To 1-5/8" ALL10445

Reducer works with most clamp-on style brackets or accessories with 1/4" thick mounts including Allstar radio boxes, drink bottle kits, helmet hooks and universal brackets.



Drink Bottle Kit

Mount the drink bottle within drivers reach for a convenient spot to keep a drink. Great for circle track drivers during pit stops or yellow flags. Lightweight aluminum holder comes with replaceable, insulated bottle.



ALL10475 1-1/2"
 ALL10480 1-3/4"
 ALL10481 Flat
 ALL10445 Reducer Bushing 1-3/4" To 1-5/8"
 ALL10482 Replacement Bottle

Tachometer Brackets

Lightweight, anodized aluminum bracket clamps to roll bar tubing.

ALL10450 1-1/2"
 ALL10451 1-3/4"
 ALL10445 Reducer Bushing 1-3/4" To 1-5/8"



Universal Brackets

Universal 1/4" thick aluminum brackets may be drilled, and tapped, to custom mount just about anything.

ALL10452 Bracket For 1-1/4" Round Tube
 ALL10453 Bracket For 1-1/2" Round Tube
 ALL10454 Bracket For 1-3/4" Round Tube
 ALL10445 Reducer Bushing 1-3/4" To 1-5/8"



Terry Senneker

Photo: Steve Datema


Convex Mirrors

Convex mirrors have a curved face to view a wider area which is ideal for keeping an eye on the competition. Mirrors have built-in mounting tabs with 1/4"-20 threaded inserts for convenient mounting. Universal brackets ALL10452-10454 are commonly used when mounting mirrors to round tubing such as roll cages.

ALL76406 14" x 2-1/2"
 ALL76407 17" x 3"



Panel Mirrors



Panel mirrors offer greater viewing capabilities over standard mirrors to help eliminate blind spots. Durable ABS construction makes these mirrors suitable for many types of motorsports. Mounting brackets and hardware included.

ALL76404 Four Panel, 27-3/4" Long
 ALL76405 Five Panel, 34-3/4" Long



Side View Mirror

Aerodynamic 3" diameter mirror quickly and easily mounts to roll cage tubing and includes a 1-1/2" stainless clamp. High strength, ABS plastic housing with a scratch resistant polycarbonate lens makes this mirror suitable for a variety of motorsports, but most commonly used on asphalt late models. Adjustable mirror lens pivots in the housing for optimum driver visibility.

ALL76408 Non-Adjustable
 ALL76409 Adjustable



ALL76409

Swan Neck Mirrors

ALL76400

Beautiful exterior rear view mirrors have a 4" diameter stainless steel head and a 5" long chrome arm. Mounting is blind with one bolt. Sold in pairs.



4" Peep Mirrors ALL76401

Chrome Peep mirrors have a 4" stainless steel head and can be slipped over the top edge of driver and passenger side doors and secured with Allen head screws. Arm pivots 360 deg. to any position and has a crowned end to lock the desired position. Includes protective rubber pads. Sold in pairs.



Fire Extinguishers

Hand held dry chemical fire extinguishers are perfect for race car, trailer or garage use and include steel mounting bracket and strap, aluminum nozzle and hairpin safety pin. ABC rated, mono-ammonium phosphate based extinguishers are 15-1/2" tall and effective against electrical, liquid, grease, wood or paper fires. USCG approved when used with included mounting bracket and retaining strap to secure extinguisher to bracket.




ALL10500 2.5 Lb., Red (3" diameter)
 ALL10501 2.5 Lb., Chrome (3" diameter)
 ALL10502 5 Lb., Red (4-1/4" diameter)

Quick Release Fire Extinguisher Bracket

ALL10510

Bracket keeps fire extinguisher secure and allows quick access by pulling pin. Bracket mounts most 2-1/2 lb. extinguishers with an O.D. up to 3-1/2" to round tubing with supplied clamps or fastens to a flat panel including trailer or shop walls.



Quick Release NHRA Fire Extinguisher Bracket

ALL10512

NHRA approved bracket keeps fire extinguisher secure and allows quick access by pulling pin. Bracket mounts most 2-1/2 lb. extinguishers with a 3" O.D. to 1-1/2" - 1-3/4" round tubing with supplied 3/4" wide stainless t-bolt bands or fastens to a flat panel.



Shifter Boot

ALL54130

Fire resistant, black, thermal boot helps prevent fire from entering driver compartment. Boot is 7" tall with Velcro strap closure at top. Base is 6" x 7". Used by many top Cup, xfinity, Truck, CRA and late model teams.



Sprint Drag Link Tether

ALL10252

Keeps drag link tethered to the chassis if it becomes disconnected. Tethering of drag link is required by most sanctioning bodies. 24" long x 1" wide, woven nylon.



Torque Tube Belt

ALL10181

Universal strap keeps torque tube stabilized and centered in case of coupler or tube failure. Black, 3" wide belt fits all torque tube and chassis combinations.



Torque Ball Safety Blanket

ALL55220

Fire resistant safety blanket designed by Jason Meyers Racing protects drivers legs and feet in the event of a U-joint failure. Ballistic nylon covered blanket weighs just 1-1/2 lbs. and has quick release adjustable straps which allow blanket to be removed easily for servicing torque ball and u-joint. Blanket includes two mounting brackets, mounting studs, nuts and installation instructions.



Replacement Parts

ALL55224 3/8" Mounting Stud Kit
 ALL55226 Mounting Tabs, 1-Pair

Engine Diaper

ALL69011

Engine diaper will help contain engine oil and fragments if an engine failure occurs. Increase safety and reduce the chance of control loss due to debris on the racing surface. Diaper wraps around oil pan and secures to header bolts. Diaper is NHRA approved but is not designed for vehicles that require SFI approved diapers. Diaper features a sewn-in, non-replaceable oil absorbent pad and is 23" long x 12-1/2" high x 12" wide.



Replacement Parts

ALL99043 Replacement Tabs, 4-Pack
 ALL99347 Replacement Buckle, 1 Set
 ALL69013 Engine Diaper Pad, 22" x 30"

Transmission Blanket

ALL69010



Contains transmission explosions on high horsepower race cars with stock firewall/floor pan or where a transmission shield isn't practical. NHRA and IHRA approved blanket measures 12" x 47" and meets SFI 4.1 specifications. Includes straps to secure it to most transmissions.



Radiator ALL30028

Aluminum radiator with furnace brazed tanks provides superior cooling in sprint applications. Features machined filler neck, 1-1/2" RH bottom outlet and (4) female top outlet ports for use with -10AN O-ring fittings. Radiator uses a smaller diameter cap (not included) such as ALL30124 or ALL30125. 20" wide x 22" tall x 2" thick. 9.7 lbs.



Cross Flow Radiator (Chassis Mount) ALL30030

Aluminum radiator with a unique black thermal coating provides superior cooling! Built-in mounting brackets enable the radiator to be quick-turn fastened directly to frame tabs. Radiator with -10AN O-Ring inlets and 1-1/2" outlet is 20-1/2" wide x 18-1/2" tall (including outlet neck) x 2-3/8" thick core. Recommended radiator cap is ALL30126 (28-32 lbs.) sold separately. Approximate weight, 8.5 Lbs.



Wall Mount

Radiator Holder Kit ALL12216

Brackets fasten to trailer wall and hold radiator safely in place during transport to avoid damage. Kit includes two 29" long aluminum brackets with adjustment holes at 2" increments and arms to fit radiator cores up to 2-1/4" wide. Adjustable arms are slotted for quick adjustment with included thumbscrew knobs to fit a variety of radiator heights.



Radiator Air Scoop For Sprint Car

Scoop fastens around a tube or the front cross member of most chassis to maximize airflow through the radiator, increase cooling efficiency and at the same time, create down force. Black plastic scoop is a universal design that will fit a variety of cars and the aluminum scoop is designed for most raised rail cars. Scoop is commonly fastened to the chassis with quick turn fasteners.



ALL23224..... Plastic 22" x 11"
 ALL23225..... Aluminum 22" x 13"


Flat Front Air Box ALL23226

Box fits most sprint cars with 1" raised rail and is **NEW!** fabricated from .080" aluminum.



Radiator Honeycomb

Honeycomb screen mounts to front of radiator to protect from rocks and debris. Secure directly to radiator using ALL30085 mounting kit, sold separately. 19" x 26".



ALL30158..... 1/2" Thick
 ALL30159..... 1" Thick

Sprint Car Radiator Rock Screen ALL30163

Aluminum rock screen helps to protect radiators from heavy rocks and mud. Mounting tabs are integrated into the frame for quick and easy installation to a front air box. Measures 20-1/2" wide x 12" tall and weighs just under 1 lb. Quick turn springs are included.



Aluminum Sprint Motor Plates



Front motor plates for SB Chevy are offered in one- and two-piece designs. One-piece versions mount using the lower front mounting holes. Two-piece sets use the lower front mount holes and the water pump mounting holes. All plates have 19-1/2" center-to-center chassis mounting holes. ALL38128 and ALL38145 plates come with bushings to allow for engine flex and help with weight transfer.

ALL38118	1-Piece Solid Plate	Plain	3/8"
ALL38119	1-Piece Solid Plate	Black	3/8"
ALL38128	1-Piece Plate With Bushings*	Black	3/8"
ALL38145	2-Piece Plate With Bushings†	Black	3/8"
ALL38130	Universal Mount	Plain	1/4"

*Has built-in mount for Saldana tank mount bracket OTMB-1.
 †Designed to work with ALL36092 and ALL36093 tank mounts.

Sprint Engine Cradle ALL10159

Cradle bolts to most stock type and aftermarket SB Chevy blocks, including narrow pattern lightweight, and standard bell housing bolt patterns. Slotted front mounts accept most frame width engine mounts. Provisions for standard wheel kits are positioned to support complete engines with attached radiators.



Bellhousing Dowel Pins

Steel dowel pins are approximately 1/2" longer than stock pins and are required when running an engine mid-plate, rear motor mounts or an aftermarket bellhousing. These extended length pins also help with alignment when installing an engine. Pins fit most GM blocks and are sold in pairs.



ALL38152

ALL38150 Solid Pins
ALL38152 Hollow Pins

Rear Motor Plates

CNC-machined aluminum rear motor plate fits standard and raised cam engines, standard and raised rail cars as well as newer style lightweight blocks. Multiple holes are drilled and tapped for mounting pumps and torque ball shield directly to motor plate instead of the housing. The top trailing edge of motor plate is grooved to eliminate obstruction with dash. 3/8" thick plate weighs 7.25 lbs.



ALL38125 Plain
ALL38126 Black Anodized

Torque Ball Safety Blanket

ALL5220

Fire resistant safety blanket designed by Jason Meyers Racing protects drivers legs and feet in the event of a U-joint failure. Ballistic nylon covered blanket weighs just 1-1/2 lbs. and has quick release adjustable straps which allow blanket to be removed easily for servicing torque ball and u-joint. Blanket includes two mounting brackets, mounting studs, nuts and installation instructions.



Replacement Parts

ALL5224 3/8" Mounting Stud Kit
ALL5226 Mounting Tabs, 1-Pair

Torque Tube Belt **ALL10181**

Universal strap keeps torque tube stabilized and centered in case of coupler or tube failure. Black, 3" wide belt fits all torque tube and chassis combinations.



T-Handle Shifter Cable **ALL54140**

Cable locks in position with a twist of the handle to engage rear end of most sprint cars. 47" long with 10-32" threaded end. Shifter cable is sold less rod end (use Aurora AURCW-3).



Positive Cam Lock Shifter

ALL54135

CNC-machined billet aluminum shifter clamps to the frame on driver's right. Designed for use with live axle shifter quick change. Shifter includes all steel hardware, heavy duty cable, and quick release end.



Replacement Part

ALL54142 43" Long Cable

SB Chevy Aluminum Gear Drive

ALL90000

Accurate valve timing is assured with the Allstar aluminum gear drive for the small block Chevrolet V8. Plate with built-in idler gear fits under most two-piece timing covers and includes crankshaft and cam gears, needle bearing sets for the front and rear of cam gear, four camshaft dowel pins, and five camshaft gear offset bushings for precise timing adjustments. Gear drive is commonly used with KSEKSD1002 cover and will fit under most stock-type covers such as ALL90010 with slight modifications.



Replacement Parts

ALL90001 ...Cam Gear | ALL90004...Cam Plate Shims, 10-Pk.
ALL90002 ...Crank Gear | ALL90005...Cam Degree Bushing Set
ALL90003 ...Idler Gear | ALL90007 ...Thrust Washer Set

Billet Timing Covers

Billet aluminum machined timing cover is lightweight, durable and weighs over 1 lb. less than cast aluminum covers. Fits major brand oil pumps. Mounting hardware included.

ALL90080 Standard Cam
ALL90081 Raised Cam



Aluminum Cam Seal Plates

Aluminum cam seal plate provides a reliable seal and tight fit.



Part No.	Size	Color	Application
ALL90085	2.103"	Black	GM Small Block
ALL90086	2.253"	Gold	Rodeck Block w/1.875 Roller Cam Bearing
ALL90087	2.310"	Blue	Most Blocks w/50mm Roller Cam Bearing
ALL90088	2.382"	Silver	Dart Small Block, Aluminum
ALL90089	-	-	Replacement Cam Plate Seal



Polished Round Dry Sump Tanks

Aluminum 6" tanks feature a highly polished finish and a completely removable top to enable thorough cleaning. Three internal baffles are fastened to the top for easy removal and cleaning. All tanks have two 3/8" NPT female ports on the top cover for vent lines or return lines and a 3/8" female NPT bottom port for easy draining. Tanks are offered in two versions, an AN version with a -16AN return fitting and a 3/4" NPT female supply fitting or an NPT version with two 3/4" NPT female ports for return and one 3/4" NPT female supply port. Mounting brackets must be purchased separately



Tank With AN Fittings

ALL36101 16" Tall, 6 Qts.*
 ALL36102 18" Tall, 7 Qts.*

Tank With NPT Fittings

ALL36095 16" Tall, 6 Qts.*
 ALL36096 18" Tall, 7 Qts.*

Replacement Parts

ALL36124 Cap
 ALL99075 Top O-Ring



*Capacity listed is fluid filled to approximately 4" from top of tank.
 Note: 1" of tank height equals approximately 1/2 quart of fluid.

Round Dry Sump Tank Mounting Kit ALL36094

Mounting with front motor plate on left side of engine, bracket angles outward slightly for extra clearance, and its non-slip material protects the tank. Mounting straps and tank protectors are included.



Sprint Car Dry Sump Tank Mounting Brackets

Mounting brackets are designed to mount 6" diameter tanks to the left front corner of standard small block Chevy engines. Commonly mounted with ALL38145 sprint motor plate, the upper bracket utilizes the water pump mounting holes and the lower bracket fastens to the early front engine mount mounting hole.

ALL36092 Upper Tank Mount
 ALL36093 Lower Tank Mount



Fuel Pressure Gauge ALL40330

Fuel pressure indicator gauge allows pre-adjustment of the high speed, secondary and main valve opening pressures using a compressed air source. Gauge can be mounted directly to the wall or tool box. 4-1/2" diameter dial has a 0-160 PSI range.



Heating Pads

High temperature silicone heating pads externally preheat oil in wet sump oil pans, dry sump tanks and automatic transmission pans reducing overall warm up time and improving lubrication during initial start up. 3" cord, 120-volt operation.

ALL76420 2"x15", Self Adhesive Pad, 200W
 ALL76422 5"x7", Self Adhesive Pad, 375W
 ALL76424 6"x12", Velcro Strapped Pad For 6" O.D. Tanks, 435W

WARNING! Do not plug heater in without being installed on tank or metallic surface to absorb heat. Element heats up quickly and damage will result.



Immersion Heaters

Immersion style heater preheats oil in wet sump oil pan or dry sump tanks to reduce overall warm up time and improve lubrication during initial start up. 5/8" diameter stainless steel sleeve inserts into pan or tank and secures with a welded on 1/2" NPT brass screw-in fitting. 120-volt operation.

ALL76415 4-3/4" Long Heater Element w/3' Long Cord, 400 W
 ALL76416 7-1/2" Long Heater Element w/12" Long Cord, 250 W

WARNING! Do not plug heater in without being installed in tank and submersed in liquid, element heats up quickly and damage will result.



Sprint Car Wash Plug Set

Aluminum plugs have O-rings for a water tight seal and will keep dirt out of injectors while cleaning sprint car. 4-piece set comes with a nylon storage pouch.



Part No.	Size	Wash Plug Dia.	Stack Dia.
Kinsler			
ALL26072	2-1/4"	2.328"	2.335"
ALL26073	2-11/16"	2.762"	2.790"
ALL26074	2-3/4"	2.848"	2.875"
ALL26075	2-13/16"	2.921"	2.950"
ALL26076	2.90"	2.973"	3.00"
Engler			
ALL26033	2-1/2"	2.632"	2.650"
ALL26035	2-13/16"	2.885"	2.905"
ALL26036	2.90"	2.973"	3.00"
ALL26038	3"	3.073"	3.10"
Hilborn			
ALL26032	2-7/16"	2.483"	2.50"

Compact Electric Fuel Pump ALL40320

High flow, low pressure electric fuel pump equipped with a 5/16" inlet/outlet. The pump flows 18 gph at 4.0 psi, 5.5 psi maximum. Includes a rubber padded mounting bracket and two heavy duty hose clamps. Rated 12 volt/5 amp. Overall length is 5-1/2" x 1-1/2" wide.



Inline Fuel Filter Without Element

ALL40246



Black anodized, high flow inline filter has -12AN ends. Choose correct bracket and mount to chassis tubing along fuel line. Overall length is 12" and outside diameter is 2". Filter flows enough fuel for any race car. Filter element sold separately.

Related Part

ALL40222..... Stainless Element (63 Micron)

Filter Fact: Filter element must be installed with the closed end and the spring toward the INLET end of housing. The open end faces the OUTLET.

Fuel Filter Brackets

Brackets mount Allstar inline aluminum fuel filters to round tubing and flat surfaces. Flush mount bracket fastens to flat panels like a frame rail or firewall. A locking set screw holds filter in place. Sold each.

ALL40229..... Fits 1-1/4" Tubing

ALL40227..... Fits 1-3/8" Tubing

ALL40235..... Flush Mount



Down Nozzle Filters

Down nozzle filters optimize spray and eliminate dirt and debris.

ALL40325..... Down Nozzle Filters, 8-Pack

ALL40326..... Down Nozzle Filter, Each



Down Nozzle Plugs ALL40327

Plug off ports in down nozzle filters. 1/2"-20 thread seals with included O-ring. Package of 8.



Adjustable

Fuel Cell Mounts ALL55112

Slotted mounts replace fixed weld-on brackets and clamp directly to 1-3/8" cross tube. Mounts have 1-1/4" long slots allowing adjustment often needed to reach insert locations of flexed, ever changing fuel cell shapes and can be rotated for easy fuel cell mounting. Machined aluminum, black anodized mounts weigh .35 lbs each. Package of 2.



Sprint Car

Aero Fuel Tank Cover

Aerodynamically designed covers remove the dead air pocket from behind the driver allowing cleaner air through the driver's compartment. Covers also provide protection to fill plate and plate mounted bypasses. Mounting tabs for Fuel Safe and ATL fuel cells included.

ALL23055..... Carbon Fiber

ALL23056..... Fiberglass, Black

ALL23057..... Fiberglass, White



Replacement Part

ALL99349..... Brackets With Springs And Rivets



Titanium Fastener Kit For

Fuel Tank Top Plate ALL17008

Kit includes twelve 1/4"-28 x 7/8" button style socket head fasteners to replace the standard bolts securing the top plate to the bladder on most Fuel Safe and ATL sprint fuel cells. Kit weighs less than 45 grams.



Body Reinforcing Plates

Plates help protect fiberglass and aluminum panels from cracking when using 7/16" quick turn fasteners. Stainless steel plates are precision stamped with a strengthening border, attach with 1/8" rivets and measure 2" wide x 1" tall.

ALL18985 10-Pack

ALL18985-50 50-Pack



Tel-Tac Mount ALL81332

Aluminum mount accepts Tel-Tac digital tachometers and recesses into a dash for clean finished look. Mount attaches to backside of dash with quick turn fasteners (buttons sold separately) for simple tachometer removal and installation.



MSD Box Mount ALL81330

Box mount provides a quick release method for replacing MSD6420, 6425, 6430 and other ignition boxes with 7-1/2" x 3-1/2" center to center mounting dimensions. Kit includes aluminum box mount, four quick turn fasteners, springs and 1/8" aluminum rivets.



Heel Riser

Aluminum heel risers are pre-drilled for easy mounting and include a non-skid pad. 4-1/2" wide.

ALL54090 1" Tall Riser

ALL54091 1-1/2" Tall Riser



Heel Riser Rest ALL54092

Aluminum bracket is 1" tall and rivets to heel risers to help keep foot in place on the riser.



Throttle Pedal Assembly

ALL54106

Rugged aluminum pedal may be mounted to the floor pan or lower frame rail for smooth, safe throttle control. Includes return spring bracket and fasteners.





Titanium Throttle Pedal

ALL54094

Titanium throttle pedal has tabs welded on for attaching return spring and throttle linkage to bell crank. High strength assembly weighs only .22 lbs.



Chrome Moly Throttle Pedal

ALL54095

Lightweight sprint car throttle pedal is fabricated from 4130 chrome moly tubing then black powder coated and includes toe bar. Fits most chassis that have spud on the frame rail.



Throttle Bell Cranks

Designed for Sprint car applications, each bell crank is fitted with a pressed .250" I.D. bearing for smooth throttle operation and has optional locations for connecting push rods of various lengths. Typically two are required to complete an application. Option holes on each crank are .188" and spaced 3/8" apart.

ALL54150 Arms Set 75° Apart, 35 Grams
 ALL54152 Arms Set 70° Apart, 40 Grams



Quick Release Throttle Cable Ends

Quick release ends are used when a throttle connection needs to be removed and installed often. Steel constructed housing has a spring loaded release to keep housing secure to pivot ball.

ALL54147 3/16" (10-32) With 3/16" (10-32) and 1/4"-28 Studs

ALL54149 1/4"-28 With 1/4"-28 Stud



Sprint Knee Guard

ALL55230

Ultra light aluminum knee guard designed by Jason Meyers Racing works great for protecting knees from banging against 1/2 box steering gears and provides a comfortable leg support when throttling through corners. Fire retardant, high-impact, dense rubber padding is covered with self-extinguishing cloth for added safety. Guard fastens to the half box mount (not the box) by drilling and bolting or riveting and is held in place with safety wire or a wire tie.



Titanium Brake Pedals

High strength titanium brake pedal is manufactured from 1" diameter tubing. Knurled pattern on 5" wide pedal helps keep foot in place. Approximately .5 lbs.

ALL41031 Standard Rail, 17" Long Overall

ALL41032 Raised Rail, 16" Long Overall



Chrome Moly Brake Pedal

ALL41033

Lightweight sprint car brake pedal is fabricated from 1" O.D. x .040" 4130 chrome moly tubing then black powder coated. Pedals provide optimal feel due to a gnarled no slip, extra grip foot rest. Universal fit pedal works with most sprint car raised rail chassis. 1-1/2" heel block is recommended for proper heel to pedal spacing.



Left Front Caliper Mount

Machined aluminum mount keeps the caliper true and straight for maximum braking power. Bolts included.

ALL55070 Mount For 10-7/8" Rotor, Plain
 ALL55071 Mount For 10-7/8" Rotor, Black
 ALL55072 Mount For 10-1/8" Rotor, Plain
 ALL55073 Mount For 10-1/8" Rotor, Black



Brake Caliper Bolt Retainer Kit

ALL42050

Aluminum kit places lower plate (with retainer clip) under the caliper mounting bolts. The upper plate (with hex hole ends) clips into place and slips over bolt heads to prevent them from turning. Includes 5/8" hex head bolts. 3-1/2" bolt spacing.



Coated Braided Steel Lines

Black coated braided steel lines have black aluminum ends. Choose #2 or #3 line in straight/straight or straight/90° configurations. Lengths stated are overall, end to end.



	#2 Line	#3 Line	#3 Line
Length	Two -3 Straight	Two -3 Straight	-3 90° And -3 Straight
6"	ALL48385	ALL48387	ALL48413
9"	ALL48386	ALL48388	ALL48414
12"	ALL48371	ALL48361	ALL48415
15"	ALL48372	ALL48362	ALL48416
18"	ALL48373	ALL48363	ALL48417
21"	ALL48374	ALL48364	ALL48418
24"	ALL48375	ALL48365	ALL48419
30"	ALL48376	ALL48366	ALL48420
36"	ALL48378	ALL48368	ALL48422
48"	ALL48379	ALL48369	ALL48423
60"	ALL48380	ALL48370	ALL48424
73"	ALL48383	ALL48382	ALL48425

Quick Disconnect Couplings

2-piece couplings allow lines to be separated without loss of fluid or requirement of bleeding. Commonly used on brake systems when changing front or rear axle assembly, hydraulic wing cylinders, a hydraulic clutch system using a hydraulic throw out bearing or when servicing a transmission with an internal hydraulic clutch.

ALL50215 Steel Coupling With 1/8" NPT Female Threads
 ALL50212 Alum. Coupling With -3AN Male Threads
 ALL50213 Alum. Coupling With -4AN Male Threads
 ALL50209 Premium Coupling Fitting With -3AN Male Threads



Nose Wing Wall Mount Brackets

ALL12214

Brackets attach to the side of trailer wall to hold a spare sprint car front nose wing safely in place. Powder coated aluminum brackets feature slotted arms which are fully adjustable to accommodate a variety of nose wing shapes and sizes. Sold in pairs with retention straps to keep wing secure.



Wing Caps



Prevent rock and debris from damaging the leading edge of many popular sprint car wings with a protective cap.

- ALL23220..... Top Wing Cap, 60" Long, High Impact Plastic
- ALL23222..... Front Wing Cap, 36" Long, High Impact Plastic
- ALL23221..... Top Wing, 60" Long, Carbon Fiber
- ALL23223..... Front Wing, 36" Long, Carbon Fiber

Manual Wing Adjuster **ALL48004**



Manual wing adjuster is for sprint car top wings when rules do not permit the use of hydraulic cylinders. Aluminum slider includes 3/8"-24 steel rod ends and is adjustable from 20" to 32" center to center in 1" increments with included 1/4" locking pin. Weighs less than 1 lb.

Hydraulic Wing Cylinders



Strong hydraulic wing cylinders have an aluminum body which houses a steel piston and pushrod assembly. Available in 10" and 12" length.

- ALL48000 10"
- ALL48002..... 12"

Titanium Studs For Wing Cylinders

Single stud used to mount the wing cylinder to the chassis or wing tree. Stud has 3/8"-24 threads for mounting most cylinders. Mounting nuts not included. Sold each.

- ALL17036 5/16"-24 x 3/8"-24 x 1.640" Stud
- ALL17038 3/8"-24 x 3/8"-24 x 1.600" Stud



ALL17036



ALL17038

Wing Line Kit

ALL48006

Kit with strong, light-weight, ultra flexible, heat resistant, braided lines simplifies plumbing of KSE Gen2 steering gear and wing cylinder. Complete kit includes two #4 slider lines (22" long and 36" long), one pressure line and one return line (both 18" long), four 45° aluminum valve fittings, two 90° aluminum cylinder fittings and two O-rings.



Top Wing Trees

Wing trees have an "X" design for lateral and horizontal strength. Available in 16" and 18" tall versions, each tree is adjustable and will extend up to 6" with adjustment holes located at 1" increments. 16" trees are ideal for X wedge cars to keep the back of the top wing lower while providing optimal top wing tilt at high speed tracks. 4130 chrome moly 3/4" x .060" tube construction. Wing trees are 26" wide at the top and have a min/max bottom width of 25-3/4" to 26-1/2". Adjuster pins not included.



ALL55130
ALL55132

ALL55131
ALL55133

Part No.	Height	Finish
ALL55130	16" (Extends To 22")	Black
ALL55131	16" (Extends To 22")	Plated
ALL55132	18" (Extends To 24")	Black
ALL55133	18" (Extends To 24")	Plated

Related Parts

- ALL17028..... Titanium Adjuster Pins, (1-Pair)
- ALL55134 Top Wing Tree Slider, Black
- ALL55135 Top Wing Tree Slider, Plated

Titanium Top Wing Pin Kit

ALL17028

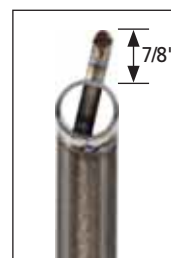
Kit includes two pins with locking clips for adjusting wing tree height.



Top Wing Titanium Posts

ALL55128

Top posts are 12" long overall and have a 5/16" diameter T-bar to fit a wide range of wings. Position of T-bar is set at 75 degrees providing additional wing angle. Strong titanium 1" tube construction. Posts weigh only .50 Lb. each and are sold as a pair.



7/8"





Adjustable Nose Wing Posts

Clamp-on style angled aluminum mounts fasten around 1-1/2" torsion bar tubes providing adjustability to front wing posts.



Part No.	Description	Material
ALL55100	Aero Post LH	Steel
ALL55101	Aero Post RH	Steel
ALL55106	Post Straight, 13" Long	Aluminum
ALL55102	Mount For ALL55100 Aero Post LH	Aluminum
ALL55103	Mount For ALL 55101 Aero Post RH	Aluminum
ALL55107	Mount For ALL55106 Post	Aluminum

Fixed Nose Wing Posts

Fixed posts have a 1" O.D. to fit into pinch clamp spuds welded to torsion bar tubes on most chassis. Bent tubes are angled forward to mount the front wing forward adding increased down force.



Part No.	Description	Material
ALL55108	Bent, Aero With Round Tube	Steel
ALL55105	Bent	Aluminum
ALL55125	Bent	Titanium
ALL55109	Straight, Aero With Round Tube	Steel
ALL55106	Straight	Aluminum
ALL55126	Straight	Titanium
ALL55110	LH Sideboard Mount	Stainless Steel
ALL55111	RH Sideboard Mount	Stainless Steel

Nose Wing Rear Strap

4130 chrome moly tubular strap mounts from the shock tower to the nose wing side board and will not disrupt air flow. Non-adjustable strap measures 10-3/4" center to center with a 5" offset. Sold each.

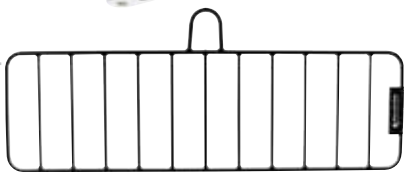
ALL55115..... Plated
ALL55116..... Black



Rock Screens

Steel screen mounts to chassis providing driver added protection from rocks and debris. Black powder coated screen is 7-1/2" tall with 2" wide slots. Approximately 1.60 lbs.

ALL30165..... Sprint Car, 25" Long
ALL30166..... Mini Sprint, 23-3/4" Long



Stacked Front Bumpers

Stacked front bumper for improved front end protection is precision bent from steel or aluminum tubing.



ALL22300..... Sprint Car, 1" O.D. Steel Tubing, 6" Tall x 8" Long Overall x 19-1/4" Wide On Center. Weighs Less Than 4 Lbs.
ALL22301..... Sprint Car, 1" O.D. Aluminum Tubing, 6" Tall x 8" Long Overall x 19-1/4" Wide On Center. Weighs Less Than 2 Lbs.
ALL22302..... Mini Sprint, 3/4" O.D. Steel Tubing, 5-1/2" Tall x 7" Long Overall x 14-1/8" Wide On Center. Weighs Less Than 2 Lbs

Titanium Bolt Kit For Nerf Bars And Bumpers ALL17016

Kit includes twelve 10-32 x 1-1/2" bolts with nylon locking half nuts. Kit includes enough fasteners for bumpers and side nerf bars. Kit weighs less than 50 grams.



Mud-X Cleaner ALL78232

Cleans and shines plastic, polycarbonate, chrome, fiberglass, paint, vinyl and leather and leaves an invisible coating that protects surfaces and repels dirt, dust, fingerprints, smudges and bugs. Spray it on, and wipe it off. Excellent anti-fog coating for helmet shields. 14 oz. can.



Mud-X Concentrate ALL78230

Mix concentrate with up to ten quarts of water to produce a coating that prevents mud, dirt, oil, rubber and exhaust residue from sticking to body panels. Safe for metal, plastic, rubber, and painted surfaces. One quart container.



Pressurized Sprayers

Sprayers are great for applying bulk cleaners, degreasers, solvents, penetrating oils and other lubricants. Sprayer has a capacity of 32 ounces and includes a versatile nozzle adjustable from mist to a fine stream.



ALL10516..... Black
ALL10518..... Chrome

Tool Tray ALL14170

Tool tray measures 12" x 18" x 3", with hooks on one side to fasten to race car nose or sprint/midget front wing and 6" stands on the opposite side so tray will sit level. Tray has 16 holes for spark plug and nozzle holder use.



Triangle Window Net

ALL10246

Triangle net originally designed for sprints and midgets also works well on dirt late models and modifieds when wrap-around ends are needed. Net includes quick release buckle and meets SFI 37.1 specs.



Weld Bung For Sprint Car Seat Belts

ALL98125

Bung welds into tubing up to 1-3/8" to convert wrap around style seat belts to bolt-in ratchet style belts. Shoulder allows belt to pivot as needed and accepts 3/8" seat belt mounting hardware.



Front Axles

Lightweight .095" wall 4130 chrome moly front axles measure 50" x 2-1/2" with 9 and 12 degree kingpin angles for excellent driver feel and are precision built for quality and accuracy. Axle kingpin bosses are shipped factory reamed for easy installation and also feature threaded Panhard bar stud and shock mounts. Available in black powder coat or chrome plated.



ALL55170 Black
ALL55171 Chrome

Pitman Arms

Manufactured from 2024 aluminum, 48-spline. ALL55030..... Black Angle Broach, 15-Degree
ALL55031 Clear Angle Broach, 15-Degree
ALL55032 Black Straight
ALL55033..... Clear Straight



Drag Link/Tie Rod

1-1/8" sprint car steering rods are made from 4130 chrome moly .065" wall tubing. Rods have 5/8" threads and a tapered threaded end.



Length	Black Powder Coated	Plated
46"	ALL55932-46	ALL55933-46
47"	ALL55932-47	ALL55933-47
48"	ALL55932-48	ALL55933-48
49"	ALL55932-49	ALL55933-49
50"	ALL55932-50	ALL55933-50
51"	ALL55932-51	ALL55933-51

Drag Link Tether

ALL10252

Keeps drag link tethered to the chassis if it becomes disconnected. Tethering of drag link is required by most sanctioning bodies. 24" long x 1" wide, woven nylon.



Aluminum Steering Arms



ALL55058



ALL55060



ALL55062

Arms are strong and solid for rough tracks and fit 3-1/4" spindles. Combo arm has a 1" lead.

Description	Black Finish	Clear Finish
Steering Arm RH	ALL55062	-
Combo Steering Arm LH, Solid	ALL55060	-
Combo Steering Arm LH	ALL55058	ALL55059

Titanium

Steering Stud Kit **ALL17026**

Kit includes four studs with nylon locking half nuts that thread into steering and pitman arms with 1/2"-20 threads for properly mounting steering links.



Aluminum

Steering Box Mounts

Steering mounts are manufactured from 2024 aluminum. Black anodized finished, steering mounts are offered in three versions. Rigid design keeps steering gear in place.



ALL52114

ALL52115

ALL52116

ALL52114..... Mount With Fuel Shut Off For MPD Valves
ALL52115..... Mount With Fuel Shut Off For Waterman Valves
ALL52116 Long Mount



Justin Grant

Photo: John Berglund



Half Box Steering Gear Mount

Mount is designed for quick installation and removal of the steering gear box. Three hex cut slots eliminate the need to remove snap ring and end cap and allow the steering box to slide easily into place. CNC-machined from 3/8" thick 2024 aluminum for strength yet only weighs .60 Lbs.



ALL52112..... Clear
ALL52113..... Black

Power Steering Lines



ALL48260

Assembled lines for power steering have -6AN ends and are compatible with high pressure pumps found in today's sprint cars where standard hose and fittings cannot be used. Lines are lightweight yet strong, weighing less than a standard high pressure hose assembly. Plumbing is perfect for connection of KSE steering gear to pump. 13-1/2" long.

ALL48260..... Line With Steel Ends And Protective Wrap
ALL48261..... Line With Aluminum Ends

Power Steering Supply Line

ALL48262

Gen2 supply line has a 90° -10AN and a straight -10AN aluminum fitting for a precise fit to the KSE Gen2 steering gear. New style hose is very flexible yet will not collapse under suction. Total overall length including fittings 9".



Molded Steering Wheel Pad

ALL52322

Molded pad fits flat or dished 3-spoke steering wheels. Velcro straps are permanently secured to pad for quick installation.



Steering Wheel Pad

ALL52320

Black vinyl covered pad fastens to most three spoke racing steering wheels with three hook/loop straps. 5-3/4" diameter foam pad is 2" thick.



Kody Swanson

Sprint Aluminum Torsion Arms

Manufactured from 2024 Aluminum. Arms are exceptionally strong and will not flex. Available with black or clear anodized finish. Hardware included.



Description	Black Finish	Clear Finish
Front		
Left	ALL55000	ALL55001
Left S-Bend*	ALL55002	ALL55003
Right Clear	ALL55004	ALL55006
Right Angle Broach	ALL55005	ALL55007
Rear		
Left	ALL55010	ALL55011
Right	ALL55012	ALL55013
XP Left	ALL55034	ALL55035
XP Right	ALL55036	ALL55037

*S-Bend Provides Added LF Tire Clearance.

HD Billet Rear Torsion Arms



Heavy duty, billet aluminum arms have a high resistance to twisting ensuring a straight rear end while eliminating inconsistent spring rates. LR arms are appx. 3.05 lbs. RR arms are appx. 2.90 lbs. Pinch bolt included.

	Black	Clear
Left	ALL55014	ALL55015
Right	ALL55016	ALL55017

Titanium Pinch Bolt Kit For Torsion Arms And Pitman Arms **ALL17032**

Kit includes five bolts to replace standard 3/8"-24 x 1-7/8" hardware found in most torsion and pitman arms. Bolt kit weighs less than 90 grams.



Shane Stewart

Photo: Phil Jordison

Torsion Arm Stops

Stops are available in 1-3/4" or 2" split and are offered in aluminum, 4340 steel or titanium. Steel stops include a 9/16" bolt and nut. 2024 grade aluminum stops include a grade eight bolt with 5/8" head and an aluminum jam nut. Titanium stops include a titanium bolt with 5/8" head and an aluminum jam nut.



1-3/4" Split Stops

ALL55020..... Aluminum, Black
 ALL55024..... Titanium
 ALL55028..... Steel, Black

2" Split Stops

ALL55022..... Aluminum, Black
 ALL55023..... Aluminum, Clear
 ALL55025..... Titanium



Related Parts

Titanium Torsion Arm Stop Bolts With Nut

ALL55026..... 7/16"-20 With 5/8" Head
 ALL55027..... 7/16"-20 With 9/16" Head



Titanium Torsion Arm Stop Adjuster Bolt Kit ALL17034

Kit includes four 7/16"-20 stop adjuster bolts with 9/16" heads to replace or upgrade standard hardware found in torsion arm stops. Kit weighs less than 80 grams.

Torsion Arm Stop Kit

Kits hold torsion arm and stop in place if pinch bolts loosen or breakage occurs.

ALL10730..... Clear
 ALL10731..... Black



Torsion Bar Bushings

Performance tested anti-friction nylon bushings are stepped to minimize binding of the torsion bar. Durable, lightweight material offers increased wear-resistance allowing for longer part life, decreased mating component wear and less down time!

ALL55140..... Sprint 1-1/8" I.D. For .095" Wall Tubes, Each
 ALL55140-10... Sprint 1-1/8" I.D. For .095" Wall Tubes, 10-Pack
 ALL55150..... Midget, Each
 ALL55150-10... Midget, 10-Pack
 ALL55160..... Mini Sprint, Each
 ALL55160-10... Mini Sprint, 10-Pack



Shock Bump Rubbers

Conical shaped bump rubbers fit on most shock shafts up to 16mm to limit shock travel. Bump rubbers are 2-3/8" tall and have a 2" O.D. base. A letter designation is molded in the bottom to identify compound.

ALL64500..... Soft (40 grams)
 ALL64501..... Medium (50 grams)
 ALL64502..... Hard (55 grams)



Shock Protectors

Shock Protectors add extra protection from rocks and debris to your shock body. 11" tall plastic protector simply snaps onto your shock body. May need to be cut to length. Sold each.

ALL64202..... 2" Standard Body Shocks
 ALL64203..... 1-5/8" Small Body Shocks



Ride Height Blocks

Chassis set-up blocks are adjustable in 1/4" increments. A quick release pin holds block at desired height. Bottom surfaces of blocks are contoured to fit steel tubing or any flat surface and have magnets for holding block to chassis. Short blocks adjust 1.75"-4". Tall blocks adjust 3"-6". Package of 2.



ALL10720..... Short
 ALL10721..... Tall

Ride Height Block Adapters

ALL10722

Adapters replace the standard flat pad on Moose style set up blocks and are machined to cradle axle tubes during chassis set-up. Package of 2.



Live Axle Cradle Rollers

ALL10723

Adapters replace the standard flat pad on Moose style set up blocks and are machined to cradle axle tubes during chassis set-up. Package of 2.



Chassis Dollies ALL10625

Steel chassis dollies allow a car or chassis to be moved around the shop easily and safely. Each dolly measures 30" across the top with high density rubber pads and a single wheel brake to help prevent rolling. Dollies adjust from 13" to 19" high with a removable 1" block on one side for use on sprint cars with a raised rail chassis. Stands also collapse flat for storage in shop or trailer. Dollies are rated up to 2000 lbs. per set and sold as a pair.





Aluminum Birdcages

Single bearing design
Birdcages have replaceable components and are fitted with grade 8 hardware.

- ALL55040..... Left
- ALL55042..... Right



XP Aluminum Birdcages

Center pull birdcages are one of the most innovative cages. XP cages eliminate bind on the bearing and reduce drag allowing for better weight and horsepower transfer. Must be used with XP rear torsion arms.

- ALL55038..... Left
- ALL55039..... Right



Related Parts

- ALL55034..... XP Torsion Arm Left Black
- ALL55035..... XP Torsion Arm Left Clear
- ALL55036..... XP Torsion Arm Right Black
- ALL55037..... XP Torsion Arm Right Clear

Non-Wing Aluminum Birdcages

Non-wing single bearing birdcages have lowered rear arm connection points, replaceable components and are fitted with grade 8 hardware.

- ALL55044..... Left
- ALL55046..... Right



XP, Standard And Non-Wing Birdcage Replacement Components

- ALL55050..... Brake Mount RR Steel
- ALL55051..... Flag
- ALL55052..... Spud
- ALL72336..... 28mm Bearing
- ALL55054..... Spirolox
- ALL55055..... Arm Bolt
- ALL55056..... XP Arm Bolt



Birdcage Bearings

Replacement bearings for Allstar birdcages and many other brands.

- ALL72336..... Sprint, 28mm Wide
- ALL72338..... Sprint, 32mm Wide



Rods Ends

Two-piece spherical rod ends have a pivoting steel ball and are sold each.



Bore x Thread	RH Male	LH Male	Strength
Pro Series Steel (Moly) - Black			
5/8" x 5/8"-18	ALL58060	ALL58070	18,000 Lbs
Aluminum - Black			
1/2" x 5/8"-18	ALL58089	ALL58099	15,000 Lbs

Thin OD Jam Nuts

Specialty jam nuts have smaller outside diameters allowing smaller wrenches to be used when changing radius rod lengths. Package of 4.



Thread Size	Wrench Size	Steel Part No.	Alum. Part No.	Black Alum. Part No.
5/8"-18 RH	3/4"	ALL18292	ALL18296	ALL18286
5/8"-18 LH	3/4"	ALL18293	ALL18297	ALL18287

Tapered Spacers

Steel and aluminum tapered spacers make shock or radius rod mounting neat and strong, and help prevent binding. Package of 2.



Steel 1/2" I.D.

- ALL18570 1/4" Length
- ALL18571 3/8" Length
- ALL18572 1/2" Length
- ALL18574..... 3/4" Length
- ALL18576 1" Length

Aluminum 1/2" I.D.

- ALL18590..... 1/4" Length
- ALL18592..... 1/2" Length
- ALL18594..... 3/4" Length
- ALL18596..... 1" Length

Aluminum Radius Rods

1-1/8" diameter aluminum radius rods are built from .156" wall tubing and have 5/8" threads to fit most sprint cars and midgets.



Length	Black Anodized	Polished
18"	ALL56806-18	ALL56807-18
18-1/2"	ALL56806-185	ALL56807-185
19"	ALL56806-19	ALL56807-19
19-1/2"	ALL56806-195	ALL56807-195
20"	ALL56806-20	ALL56807-20
20-1/2"	ALL56806-205	ALL56807-205
21"	ALL56806-21	ALL56807-21
21-1/2"	ALL56806-215	ALL56807-215
22"	ALL56806-22	ALL56807-22
22-1/2"	ALL56806-225	ALL56807-225
23"	ALL56806-23	ALL56807-23
23-1/2"	ALL56806-235	ALL56807-235
24"	ALL56806-24	ALL56807-24
24-1/2"	ALL56806-245	ALL56807-245

Titanium Fastener Kits For Radius Rods

Choose from a kit using studs and nylon locking half nuts or bolts to secure radius rods to the chassis.

- ALL17020..... Stud Kit With Nuts (400 Grams)
- ALL17018..... Bolt Kit (275 Grams)




ALL17018

Chrome Moly Jacobs Ladders

Jacobs Ladder is constructed of 4130 chrome moly with aluminum straps. Grade 8 bolts, nyloc nuts, and AN flat washers are included. Approx. 2 lbs.

- ALL55080..... 13-1/4"
- ALL55081..... 13-5/8"
- ALL55082..... 14"
- ALL55084..... 12-1/4" Adjustable
- ALL55085..... 13-1/4" Adjustable
- ALL55086..... 13-5/8" Adjustable
- ALL55087..... 14" Adjustable



Replacement Part

ALL55090..... Strap

Titanium Jacobs Ladders

Titanium Jacobs Ladder is completely assembled with aluminum straps, Titanium bolts, mechanical lock nuts, and AN flat washers. Titanium ladders are 1/2 lb.+ lighter than 4130 steel ladders and weigh only 1-1/2 lbs.

- ALL55076..... 12-1/4" Compact
- ALL55077..... 13-1/4" Small
- ALL55078..... 13-5/8" Medium
- ALL55079..... 14" Large



Replacement Part

ALL55090..... Strap

Carbon Fiber Jacobs Ladder Cover

Protect the rear end from rock chips and other debris. Real carbon fiber cover is strong yet lightweight and attaches to a Jacobs Ladder with existing bolt or pin (not included).



- ALL55091..... 3/8"
- ALL55092..... 1/2"

Jacobs Ladder Pin Kits

Pin kits offer a quick option for changing out a Jacobs Ladder. Kits include two 3/8" x 3-3/4" long strap pins, one 3/8" or 1/2" x 1-1/2" long pin for birdcage rod end, 3 clips and two springs that help keep the ladder free.

- ALL55093..... 3/8" Steel
- ALL55095..... 3/8" Titanium
- ALL55094*... 1/2" Steel
- ALL55096*... 1/2" Titanium

Replacement Parts

- ALL55097..... 3/8" Clip
- ALL55098..... 1/2" Clip
- ALL55099..... Spring

*Used with Allstar Jacobs Ladders



Jacobs Ladder Installation Kit

ALL17012

Installation kit includes a titanium pin kit and strap mounting hardware for quickly changing out a Jacobs Ladder. A 1/2" birdcage rod end pin for use with most popular Jacobs Ladders is also included.

Titanium Fastener Kit For Bead Lock **ALL17000**

Kit includes 16 pieces of 5/16"-18 x 1-1/4" long bolts to reduce rotating weight over standard fasteners. These bolts fit all wheels. Fasteners weigh a total of 130 grams.



Titanium Fastener Kit For Front Hub **ALL17004**

Kit includes five 3/8"-16 x 1-1/4" smooth head fasteners with a built-in hex for securing into hub and five shoulder nuts. Fasteners weigh a total of 90 grams.



Titanium Fastener Kit For Fuel Pump **ALL17006**

Kit includes three 1/4"-20 x 1/2" mounting fasteners and one 1/4"-20 x 1" long pinch bolt with an extended head for easy adjustments. Fastener kit fits most Waterman or Kinsler style pumps and weighs less than 15 grams.



Titanium Fastener Kit For Fuel Tank Top Plate **ALL17008**

Kit includes twelve 1/4"-28 x 7/8" button style socket head fasteners to replace the standard bolts securing the top plate to the bladder on most Fuel Safe and ATL sprint fuel cells. Kit weighs less than 45 grams.



Titanium Stud Kit For Headers **ALL17010**

Kit includes fourteen studs with 3/8"-24 thread on one end, 3/8"-16 thread on the opposite end and 12-point steel shoulder nuts to work with most style headers. Overall stud length is appx. 1-1/4". Kit weighs a total of 185 grams.



Titanium Fastener Kit For Nerf Bars And Bumpers **ALL17016**

Kit includes twelve 10-32 x 1-1/2" bolts with nylon locking half nuts. Kit includes enough fasteners for bumpers and side nerf bars. Kit weighs less than 50 grams.



Titanium Fastener Kits For Radius Rods

Choose from a kit using studs and nylon locking half nuts or bolts to secure radius rods to the chassis.

- ALL17020..... Stud Kit With Nuts (400 Grams)
- ALL17020-1 .. Stud With Nut (Single)
- ALL17018..... Bolt Kit (275 Grams)





Titanium Shock Stud Kit For Frame Boss And Spuds



Shock stud kits include four studs and nylon locking half nuts to mount shock to chassis or front axle. ALL17022 studs have 1/2"-20 threads that thread directly into pre-threaded bungs. ALL17040 studs are used with ALL17042 14mm-1.5 tap to create threads in 1/2" thru-bungs that would originally have thru-bolts.

- ALL17022..... Stud Kit For 1/2"-20 Threaded Bungs
- ALL17022-1 Stud w/Nut (Single) For 1/2"-20 Threaded Bung
- ALL17040 Stud Kit For 14mm-1.5 Threaded Bungs
- ALL17040-1 Stud w/Nut (Single) For 14mm-1.5 Threaded Bung
- ALL17042..... Tap (14mm-1.5 To Thread 1/2" Non-Threaded Bungs)

Titanium Shock Studs For Rear Torsion Arms ALL17024



Shock stud kits include two studs with large support cones and four nylon locking half nuts to mount shock to most rear torsion arms. Studs and nuts weigh less than 50 grams.

Titanium Steering Stud Kit ALL17026



Kit includes four studs with nylon locking half nuts that thread into steering and pitman arms with 1/2"-20 threads for properly mounting steering links.

Black Half Nuts ALL17048



Black plated steel 1/2"-20 nylon lock nuts are grade 8 and a lightweight option to keep fasteners in place. Package of 10.

Titanium Pin Kit For Top Wing ALL17028



Kit includes two pins with locking clips for adjusting wing tree height.

Titanium Studs For Wing Cylinders



Single stud used to mount the wing cylinder to the chassis or wing tree. Stud has 3/8"-24 threads for mounting most cylinders. Mounting nuts not included. Sold each.

- ALL17036 5/16"-24 x 3/8"-24 x 1.640" Stud
- ALL17038 3/8"-24 x 3/8"-24 x 1.600" Stud

Titanium Stud Kit For Torque Tubes ALL17030



Kit includes six 3/8"-24 x 3/8"-16 studs with 12 point steel nuts to secure torque tube to rear end housing. Kit weighs about 100 grams.

Titanium Pinch Bolt Kit For Torsion Arms And Pitman Arms



ALL17032

Kit includes five bolts to replace standard 3/8"-24 x 1-7/8" hardware found in most torsion and pitman arms. Bolt kit weighs less than 90 grams.

Titanium Bolt Kit For Torsion Arm Stop Adjuster ALL17034



Kit includes four 7/16"-20 stop adjuster bolts with 9/16" heads to replace or upgrade standard hardware found in torsion arm stops. Kit weighs less than 80 grams.

See Page 104 For Additional Titanium Fasteners.

Quick Change Gear Totes



Durable plastic quick change gear tote organizes extra gear sets and keeps them clean. Lid snaps shut to hold gears in place. 8"L x 5"W x 2"H.

Description	Single	10-Pack
QC Gear Tote White	ALL14350	ALL14350-10
QC Gear Tote Black	ALL14351	ALL14351-10
QC Gear Tote Yellow 6-Spline (Midget) Gear Set	ALL14352	ALL14352-10

Gear Tote Tray ALL12269



Neatly organize up to 10 quick change gear tote boxes vertically. Tray is 21" long x 5-1/2" deep with a 4" tall front edge making them perfectly sized for Allstar gear tote boxes.

Quick Change Gear Case ALL14355



Sturdy composite storage case protects and holds up to 8 sets of quick change gears. Case has molded in carrying handles and metal hinges. 5" x 8" x 15-1/2" overall when closed.

Drain Pan

ALL40112

Round drain pan has molded-in handles and pour spout. 13-1/2" x 11" x 4", 7 quart capacity.



Aluminum Quick Change Drain Pan

ALL14166

Aluminum drain pan is handy when changing quick-change gears. Built-in perforated shelf holds gears and allows lube to drain into pan. Pan is 10-1/4" wide, 12" long and 3-3/4" deep.



Drain Pan With Pump

ALL14171


Drain pan with built-in pump holds and refills fluids when changing rear end gears. Molded plastic basin and lid slide together to prevent spilling of fluid. A crank handle is included for hand operation along with a length of straight hex shaft for use with an electric drill. 16" square x 7" tall. 14 quart capacity.



Absorbent Mats

A must for the work shop and trailer. These handy absorbent mats have bonded layers allowing fluid to spread quickly through material.

- ALL12030 15" x 60" Roll (Perforated Every 10") Universal For All Fluid Types (Oil, Coolant, Water)
- ALL12031 15" x 60" Roll (Perforated Every 10") For Oil Only
- ALL12032 100-Pack (15" x 10" Individual Sheets) Universal For All Fluid Types (Oil, Coolant, Water)
- ALL12033 100-Pack (15" x 10" Individual Sheets) For Oil Only



"Rapid Install" Quick Change Gear Cover

The ultimate quick change gear cover! Speed up gear changes and never again waste time due to cover nuts! Unique design holds nuts directly on the 6061-T6 billet aluminum cover.



- ALL72064..... Frankland And Winters, Standard Bearing
- ALL72065..... Frankland And Winters, Large Bearing
- ALL72066..... DMI Bulldog Rear End

Related Parts

- ALL72068..... Cover Nuts, Black Aluminum, 2-Pack
- ALL72069..... Cover Nut Retainers With Allen Bolt, 2-Pack

Quick Change

Cover Nuts ALL72060

Aluminum nuts are pre-drilled for safety wire to prevent nuts from working loose and causing leaks. Nuts have 3/8"-16 threads. Package of 10.



Quick Change Cover Lock Kit

ALL72062

Securely locks cover in place for quick removal and reinstallation. Unique clip releases with a quick pull and eliminates safety wire. Aluminum nuts have 3/8"-16 threads. Kit includes two machined aluminum plates, four steel clips and four aluminum nuts with snap rings. Cover not included.



Replacement Parts

- ALL99118 Cover Nuts With Snap Rings, 10-Pack
- ALL99119 Snap Rings, 10-Pack
- ALL99120 Clips, 2-Pack
- ALL99138 Replacement Lock Plates For ALL72062, 1-Pair

Quick Change Cover Gaskets

- ALL72050 Paper
- ALL72052 Thick With Steel Core



ALL72052

Runout Checker

ALL96440

Fixture provides an easy way to check for bent torque tubes, drive shafts, torsion bars or radius rods and measures 16-1/2" overall.



Wheel Covers

Wheel covers fasten easily with three quick turn fasteners. For use with 15" Weld wheels. Mounting hardware included.



- ALL44168..... High Impact Plastic ALL44168
- ALL44169..... Carbon Fiber ALL44169

Sprint Wheel Cover Bolt Kits

Kit includes 5/16"-28 bolts, 1-3/8" spread aluminum insert plates with steel threaded inserts, e-clips to keep bolts on the wheel cover and rivets. Package of 3. **NEW!**



ALL44266

- ALL44265..... Stainless Steel
- ALL44266..... Titanium



Tire Spoons




Steel tire spoons help to mount and dismount tires after bead has been broken. Various sizes are available to work with most tire/wheel combinations. Small tool works well to fit inside tire during removal while rounded ends help prevent damage to tire and wheel.


- ALL10103..... 24" Straight With Round End
- ALL10104 16" Curved With Flat End
- ALL44037..... 16" Curved With Round End
- ALL44036..... 9" Curved With Round End

Bead Breakers

Convenient tool makes quick work of breaking down even the most stubborn tire beads.



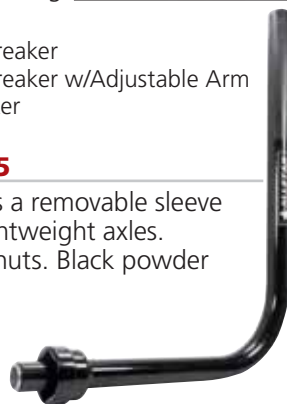
Durable steel construction with rubber hand grips. Standard and wide jaw breakers are for use with most 15" wheels. The adjustable arm version ALL44028, allows bead breaker to be used on most 10", 13" or 15" wheels simply by changing the length of the arm. Wide jaw bead breaker works well with soft sidewall tires helping prevent damage to sidewall. Clamp the hook and inside jaw against the rim, while maintaining slight pressure on the outside handle press down on the inside handle using the outer jaws to separate the tire from the rim, moving around the rim as needed.



- ALL10105 Standard-Jaw Bead Breaker
- ALL44028..... Standard-Jaw Bead Breaker w/Adjustable Arm
- ALL10106 Wide-Jaw Bead Breaker

Wheel Wrench ALL10655

Sprint car wheel wrench features a removable sleeve adapter to fit heavy duty and lightweight axles. Six-point socket fits 3" axle hex nuts. Black powder coated, aluminum construction.



Wheel Disconnects

Fit 5/8" dia. valve stem hole for use with center reliefs and Schrader (Fill) valve (ALL44065).

- ALL44060 Plastic, 4-Pack
- ALL44061 Plastic, Each
- ALL44062..... Aluminum, 4-Pack
- ALL44063 Aluminum, Each



ALL44060



ALL44066



ALL44067

Replacement Parts

- ALL44066 Sealing Washer, 4-Pack
- ALL44067 Grommet, 4-Pack

"All-In-One" Heated Tire Groover ALL10770

Self-contained groover has built-in temperature controls eliminating the additional cord and separate control box common with other groovers. Don't let the small package fool you; this groover has the ability to cut small intricate grooves yet still handle removing material up to a 1/2". Tapered, razor sharp blade grooves fast and easy. To operate, insert a single blade into groover, set blade height with a tire depth gauge and set the power level. Place the cutting edge against the tire surface and obtain instant heat by simply pulling back on the trigger. Groover features a Hi/Low toggle switch and a temperature control dial in the handle for setting desired heat level. "All-In-One" groover requires "All-In-One" blades; do not use standard groover blades with this groover.



Flat Bottom Blades, 12-Pack		Round Bottom Blades, 12-Pack	
ALL10780	#3 Blades 3/32"	ALL10790	#1 Blades 1/32"
ALL10781	#4 Blades 4/32"	ALL10791	#2 Blades 2/32"
ALL10782	#5 Blades 5/32"	ALL10792	#3 Blades 3/32"
ALL10783	#6 Blades 6/32"	ALL10793	#4 Blades 4/32"
ALL10784	#8 Blades 8/32"	ALL10794	#5 Blades 5/32"
ALL10785	#10 Blades 10/32"	ALL10795	#6 Blades 6/32"
ALL10786	#12 Blades 12/32"	ALL10796	#8 Blades 8/32"
ALL10787	#14 Blades 14/32"	ALL10797	#10 Blades 10/32"
ALL10788	#16 Blades 16/32"	ALL10798	#12 Blades 12/32"

Heated Tire Siper ALL10266

Sipe tires quickly and effortlessly while maintaining precise control. Siping can greatly improve traction by allowing the tire to reach and maintain optimum temperature. A locking lever and blade clamping screw secures up to 13 blades in the head assembly. Blades can be easily positioned up or down to desired cutting depth. A built in blade rail holds blade strips in place while individual blades are snapped away. Tool heats in 10-15 minutes. 110V plug in operation only.




Replacement Parts

- ALL99104 Tension Lever Kit

Siping Blades ALL99108

Siping blades are designed to work in ALL10266 Heated Tire Siper and ALL10540 8-Blade Siping Head. Four strips contain six individual break-away blades that are easily removed or separated using needle nose pliers. Package of 24 blades.



SB Chevy Power Steering Kits

Kits include all the major components of a power steering system: power steering pump fitted with a lightweight aluminum pulley, power steering tank, tank mounting bracket, and choice of head or block mounted pump bracket.



ALL48240..... Head Mount Kit
ALL48242..... Block Mount Kit

Notes: Additional pulley or bracket shimming may be required on some applications. Head Mount Bracket may need to be modified to clear some water pumps.

Power Steering Pump With Pulley

Steel Type II style power steering pump with 6" diameter pulley provides smooth consistent steering. Pump is rated at 3 gallons per minute and produces up to 1300 PSI at a recommended pump rpm range of 1500-6500. Pump features a -6AN pressure fitting and a -10AN return fitting.



ALL48250..... Pump With Pulley
ALL48252* Pump With Pulley For 1/2" Belt

Replacement Part

ALL48251 Pulley For ALL48250
ALL48253 Pulley For ALL48252
ALL99287 -10AN Return Fitting
ALL99288..... -6AN Pressure Fitting

*Designed for use with 1/2" wide industrial grade belt used with ALL31094 and ALL31095 1:1 pulleys.

Power Steering Pump With Pulley And Reservoir ALL48245

Steel Type II style power steering pump with 6" diameter pulley and integral fluid reservoir provides smooth consistent steering. Pump is rated at 3 gallons per minute and produces up to 1300 PSI at a recommended pump rpm range of 1500-6500. Pump features a -6AN pressure fitting and a -6AN return fitting.



Replacement Parts

ALL48246..... Cap
ALL48247..... Tank And Clips
ALL48251 Pulley For ALL48245

V-Belts

Premium quality V-belts are perfect replacements for worn or cracked belts.

ALL86120 31.5" ALL86123 41"
ALL86121 34" ALL86124 42"
ALL86122 39" ALL86125 44"



Pump Bracket Kit ALL48520

Kit adapts KSE belt driven fuel pumps and fuel/PS tandem pumps to Bert bellhousing. Mounting hardware included.



SB Chevy Power Steering Pump Bracket Kits

Power steering bracket kit provides proper installation of the Type II style power steering pump to most SB Chevy applications with a short style water pump. Bracket kit also includes bracket to engine and pump to bracket mounting hardware. Head mount locates the pump to the driver's side cylinder head and the block mount locates the pump to the lower driver's side of the block.

ALL48500..... Head Mount Kit
ALL48502..... Block Mount Kit

Notes: Additional pulley or bracket shimming may be required on some applications. Head Mount Bracket may need to be modified to clear some water pumps.

Replacement Parts

ALL48505..... Bracket To Head Bolt Kit
ALL48506..... Bracket To Block Bolt Kit
ALL48507..... Pump To Bracket Bolt Kit
ALL48508..... Adjuster T-Nut



Economy SB Chevy Power Steering Pump Bracket Kits

Power steering bracket kit provides proper installation of the Type II style power steering pump to most SB Chevy applications with a short style water pump. Bracket kit also includes bracket to engine and pump to bracket mounting hardware. Head mount locates the pump to the driver's side cylinder head and the block mount locates the pump to the lower driver's side of the block.

ALL48501..... Head Mount Kit
ALL48503..... Block Mount Kit

Replacement Parts

ALL48505..... Bracket To Head Bolt Kit
ALL48506..... Bracket To Block Bolt Kit

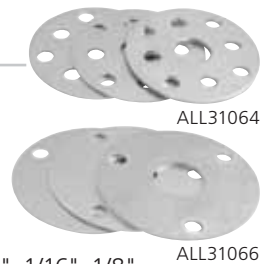
Notes: Additional pulley or bracket shimming may be required on some applications. Head Mount Bracket may need to be modified to clear some water pumps.



Pulley Shim Kits

Use shim kits to properly align pulleys. Water pump shims have dual bolt hole pattern to fit most GM and Ford water pumps. Crank pulley spacers are for small block Chevys. Kits include three shims.

ALL31064..... Water Pump Shims, 1/16", 1/16", 1/8"
ALL31066..... Crankshaft Shims, 1/16", 5/64", 1/8"





Economy Power Steering Tank With Bracket **ALL36130**

Aluminum tank has no internal baffles and is 8" tall overall by 3" in diameter with a -6AN return fitting on the side and a -10AN fitting on the bottom. A mounting bracket for 1-3/4" round tubing is included.

- ALL36126 Tank And Cap Only
- ALL36124 Replacement Cap
- ALL36122 Round Tube Mounting Bracket



Power Steering Tank With Bracket

Aluminum tank is 8-1/2" tall overall by 3-1/2" in diameter with a -6AN return fitting on the side and a -10AN fitting on the bottom. A baffle in the return fitting prevents foaming and cavitation. A steel bracket for mounting tank is included.

- ALL36120 Tank With 1-3/4" Round Tubing Bracket
- ALL36132 Tank With 2-1/4" x 3-1/2" Flat Mount Bracket
- ALL36121 Tank and Cap Only
- ALL36124 Replacement Cap Only
- ALL36122 Round Tube Mounting Bracket
- ALL36125 Flat Mounting Bracket



Power Steering Tank Brackets



ALL36122



ALL36123



ALL36125

Brackets secure 3" or 3-1/2" diameter power steering tanks to round tubing, or flat surface such as firewalls. Tanks fasten to brackets with hose clamps or band clamps (not included).

- ALL36122 Horizontal Mount (1-3/4" Tubing)
- ALL36123* ... Horizontal Mount (Alum. Angle)
- ALL36125 Flat Mount

*Bracket may be clamped to round tubing or bolted to the firewall.

In-Line Oil Cooler

Cool transmission or power steering fluid by 30 degrees.

Easily mounts with two 1/4" bolts or tie wraps. Suitable for most classes of circle track or drag race cars and even the tow vehicle. Includes -6AN fittings. Cooler is 14-1/2" long and 1-3/4" in diameter.

- ALL52100 Clear
- ALL52102 Black



ALL52102

Power Steering Hose Kits

Kits include hose and fittings to properly install a remote reservoir style power steering pump to most cars. Steering box fittings are sold separately.



ALL48200

- Front Mount Kits - O.E. Style Location With Pump Mounted To Front Of Engine**
- ALL48204 Kit For Stock Type Gear Box (Modified, Street Stock)
- ALL48200 Kit For Rack And Pinion Steering

- Rear Mount Kits - Pump Mounted To Bell Housing Mounted Dry Sump Pumps, Fuel Pumps, etc.**
- ALL48201 Kit For Rack And Pinion **NEW!**
- ALL48205 Kit For Steering Box **NEW!**

Power Steering Hose

The same **NEW!** quality hose included in Allstar's power steering hose kits available in a variety of lengths for building custom power steering lines or making repairs. Hose is suitable for most steering applications.

- Power Steering Hose**
- ALL48270-3 -6, 3' Long
- ALL48270-6 -6, 6' Long
- ALL48270-10 -6, 10' Long
- ALL48270-15 -6, 15' Long
- ALL48270-20 -6, 20' Long

- Stainless Hose**
- ALL48275-3 -10, 3' Long
- ALL48275-6 -10, 6' Long

Power Steering Hose Ends

The same quality hose ends included in Allstar's **NEW!** power steering hose kits for building custom power steering lines or making repairs. Fittings are suitable for most steering applications.

- 6 Hose Ends (Steel)**
- ALL48271 Straight
- ALL48272 45 Degree
- ALL48273 90 Degree
- 10 Hose Ends (Aluminum)**
- ALL48276 Straight
- ALL48277 45 Degree
- ALL48278 90 Degree
- ALL48279 120 Degree



ALL48271



ALL48272



ALL48272



Tyler Roahrig

Photo: Racing Woody's

Sprint Power Steering Lines



Assembled lines for power steering have -6AN ends ALL48260 and are compatible with high pressure pumps found in today's sprint cars where standard hose and fittings cannot be used. Lines are lightweight yet strong, weighing less than a standard high pressure hose assembly. Plumbing is perfect for connection of KSE steering gear to pump. 13-1/2" long.
 ALL48260..... Line With Steel Ends And Protective Wrap
 ALL48261 Line With Aluminum Ends

Sprint Power Steering Supply Line


ALL48262

Gen2 supply line has a 90° -10AN and a straight -10AN aluminum fitting for a precise fit to the KSE Gen2 steering gear. New style hose is very flexible yet will not collapse under suction. Total overall length including fittings 9".



Power Steering Box Fittings

Allstar fittings convert most ALL48210 ALL48211 ALL48212 ALL48214 power steering boxes and racks to -6 fitting.



O-Ring Style Fittings

ALL48210* ... -6AN Male To 16mm Fitting With O-Ring ALL48215 ALL48217
 ALL48211 -6AN Male To 14mm Fitting With O-Ring
 ALL48212* ... -6AN Male To 18mm Fitting With O-Ring
 ALL48214..... -6AN Male To 9/16"-18 Fitting With O-Ring

Non O-Ring Style Fittings

ALL48215 -6AN Male To 5/8"-18 Fitting
 ALL48217 -6AN Male To 11/16"-18 Fitting
 *These are the two most common fittings when O-rings are needed.

Steering Wheel Disconnects

Disconnects allow easy installation and removal of three bolt style steering wheels often used to enable entering and exiting of vehicles easier. Quick release aluminum steering wheel hub mates to a steel coupler which is welded to a standard 3/4" steering shaft.
 ALL52302..... Hex Style (Pin Type)
 ALL52300..... Spline Style (360 Degree Flange)
 ALL52304..... SFI Spline Style (360 Degree Flange) ALL52304



Replacement Parts

ATTENTION: Do not mix components with other manufacturer's disconnects!

ALL52303..... Hex Coupler for ALL52302
 ALL52301 Spline Coupler for ALL52300
 ALL52305..... Spline Coupler for ALL52304 (2" of Spline Area) ALL52301 ALL52303 ALL52305

Steering Wheel Extensions

Aluminum steering wheel extensions fit between steering wheel and quick disconnect so the distance between driver and steering wheel can be adjusted. Includes fasteners.

ALL52310 1/2"
 ALL52312 1"
 ALL52314 1-1/2"
 ALL52316 2"



Molded Steering Wheel Pad

ALL52322

Molded pad fits flat or dished 3-spoke steering wheels. Velcro straps are permanently secured to pad for quick installation.



Steering Wheel Pad

ALL52320

Black vinyl covered pad fastens to most three spoke racing steering wheels with three hook/loop straps. 5-3/4" diameter foam pad is 2" thick.



Loading Couplers

Loading coupler is a combination u-joint and a non-locking steering coupler which slips over the splined end of the steering shaft for easier loading and unloading of cars in enclosed trailers through the use of a remote steering shaft. Coupler has a built-in u-joint that accepts 3/4" tubing.

ALL52306..... 19-Spline For Allstar/Sweet
 ALL52307 20-Spline For Woodward



Related Parts

ALL52305..... 19-Spline End For Allstar/Sweet Disconnect ALL52305



Scott Bloomquist

Photo: Tyler Carr



Bobby Pierce

Photo: John Berglund



Steering Shaft Tubing

Seamless D.O.M. tubing is 3/4" O.D. with .120" wall thickness making this an excellent choice when building a steering assembly to connect steering wheel to steering box or rack and pinion. ALL52132 oversized rod end is commonly used to support steering shaft. Consult sanctioning rules to verify proper installation when building a steering assembly.

- ALL22190 5' Steering Shaft
- ALL22191 6' Steering Shaft



Related Parts

- ALL52132 Oversized Rod End Kit
- ALL52130 Flange Bearing
- ALL52140 Shaft Collar

"Double D" Steering Shafts

Solid steel shaft has the appearance of two D's stacked back to back when viewed from the end or simply a 3/4" round shaft with flats on opposite sides. Often used with stock type couplers, this shaft can be used in assemblies without welding. Commonly connected to u-joints using a set screw, the shaft should be dimple drilled to help pilot set screws and help prevent the assembly from sliding apart. ALL52132 oversized rod end is commonly used to support steering shaft. Consult sanctioning rules to verify proper installation when building a steering assembly.

- ALL52175 24" Shaft
- ALL52176 30" Shaft
- ALL52177 36" Shaft
- ALL52178 60" Shaft
- ALL52179 72" Shaft



Related Parts

- ALL52132 Oversized Rod End Kit
- ALL52130 Flange Bearing
- ALL52140 Shaft Collar

Shaft Collars

Aluminum, 2-piece shaft collars are used on sway bars and steering column assemblies.



- | | |
|--------------------------|-----------------------------|
| ALL52140 3/4" I.D. | ALL52145 1-1/16" I.D. |
| ALL52142 7/8" I.D. | ALL52146 1-1/8" I.D. |
| ALL52144 1" I.D. | ALL52148 1-1/4" I.D. |

Flange Bearing **ALL52130**

Self-aligning flange bearing has a .757" I.D. and installs in the firewall to accept the steering shaft. Includes locking collar. Bearing allows shaft to angle up to 40 degrees.



Oversize Rod End Kit

ALL52132

Mounts to steering column bracket to hold steering shaft in place. Kit includes one rod end and two steel 3/4" RH jam nuts. Rod end is .757" I.D. (.007" oversized) to slide over a 3/4" O.D. shaft.



Collapsible Steering Shafts



Collapsible shaft is designed to be used in-line near the rack and pinion or steering box, allowing steering shaft compression. For proper installation, shaft should be extended when installed. The heavy wall, 1.140" diameter tubular steel shaft has 3/4"-20 splines on both ends. The durable rubber boot keeps the sliding mechanism free of dirt and debris.

Note: This shaft is NOT designed for directly attaching a steering wheel disconnect.


- ALL52170 Long Assembly 24-1/2", Collapses 7"
- ALL52171 Short Assembly 13-1/2", Collapses 3"
- ALL52172 Replacement Rubber Boot

Related Parts

- SWE301-30160.... 3/4"- 20 x 3/4" Smooth

U-Joints

- SWE401-50621 ... 3/4"-20 x 3/4" Smooth
- SWE401-51021 3/4"-20 x 3/4"-48 Sweet Spline
- SWE401-51121 3/4"-20 x 13/16"-36 Chevy Power
- SWE401-51221 3/4"-20 x 3/4"-36 Chevy Manual
- SWE401-51521 3/4"-20 x 3/4"-30 New-Chevy Power



Steering Column Brackets

Stamped-steel brackets weld to dash bars to create a mounting point for steering shaft when using a 3/4" oversized rod end. Brackets are 3-1/8" wide and available in a variety of lengths to fit most applications. 4" and longer brackets are pre-notched for 1-1/2" dash bars but are easily modified to fit other size bars.



- ALL52120 2-1/2" Long
- ALL52122 4" Long
- ALL52124 8" Long
- ALL52126 10" Long

Clamp-On Steering Column Bracket **ALL52128**

Aluminum bracket clamps to 1-3/4" tubing and is 7-1/2" center to center. Mounting bolts face the seat, so the driver can easily adjust the column up and down while sitting in the seat. An oversized rod end (sold separately, ALL52132) mounts horizontally through a 3/4" hole, allowing some left to right adjustment without moving the bracket or notching the interior panel.



Steering Quickener Bracket **ALL60028**

Mounts all popular steering quickeners including AFCO, Coleman and Howe. Bracket has two holes, spaced 1-3/4" apart, and may be welded to 1-1/2" or 1-3/4" dia. tubing.



Power Steering Box

ALL56352

Popular GM 800 series style box is used on most 1964-88 GM passenger cars. Remanufactured by one of the top steering gear companies in the industry, this steering box is an excellent replacement for leaking or worn power steering boxes and used in many classes of racing including sportsman, modifieds, street stocks and also suitable for daily driven vehicles. Boxes have a 16:1 ratio, a .185 valve for smooth, easy operation, -6AN adapter fittings and a 3/4"-30 splined input shaft. Each unit is quality tested and ready to be installed. Commonly used with ALL56354 pitman arm and SWE401-50615 U-joint (3/4"-30 x 3/4" Smooth).



Sprint Half Box Steering Gear Mount

Mount is designed for quick installation and removal of the steering gear box. Three hex cut slots eliminate the need to remove snap ring and end cap and allow the steering box to slide easily into place. CNC-machined from 3/8" thick 2024 aluminum for strength yet only weighs .60 lbs.

ALL52112..... Clear
ALL52113..... Black



Aluminum Steering Mounts

Steering mounts are manufactured from 2024 American made aluminum. Black anodized finished, steering mounts are offered in three versions. Rigid design keeps steering gear in place.

ALL52114..... Mount With Fuel Shut Off For MPD Valves
ALL52115..... Mount With Fuel Shut Off For Waterman Valves
ALL52116 Long Mount



Sprint Pitman Arms

Manufactured from 2024 aluminum, 48-spline.

ALL55030..... Black Angle Broach, 15-Degree
ALL55031 Clear Angle Broach, 15-Degree
ALL55032 Black Straight
ALL55033 Clear Straight



Sprint Drag Link Tether

ALL10252


Keeps drag link tethered to the chassis if it becomes disconnected. Tethering of drag link is required by most sanctioning bodies. 24" long x 1" wide, woven nylon.



Pitman Arms

Replacement GM pitman arms.

ALL56354
ALL56355



A-Body (Chevelle)

ALL56354..... '68-72, Use w/800 Series Power Box
ALL56355 '68-72, Use w/Manual And 605 Small Power Box

G-Body Intermediate Metric (Monte Carlo)

ALL56357 '78-88, Use w/800 Series Power Box
ALL56356 '78-88, Use w/Manual And 605 Small Power Box

Pitman Arm Nut And Lock Washer, 7/8"-14 Thread ALL56358



Idler Arms

OE replacement parts.

Allstar	Moog	Application
ALL56344	K5143	'68-72 Chevelle, '70-72 Monte Carlo
ALL56345	K6187	1978-88 Monte Carlo
ALL56346	K6164	1977-85 Full Size Metric
ALL56347	K6186	1970-81 Camaro, 1975-79 Nova



Adjustable Idler Arms

Forged, screw design idler arm aids in correcting bump steer problems. No plastic parts or springs to wear out like OEM types. Not legal in all sanction bodies.

ALL56340..... GM Chevelle 1968-72
ALL56341 GM Metric 1978-88



Centerlinks



Centerlinks are brand new and fit GM applications. Mounting hardware included.

Allstar	Moog	Description	Year
ALL56310	DS749	Buick Special, Skylark, Grand Sport Chevrolet Chevelle, El Camino, Monte Carlo Oldsmobile Cutlass, Hurst, 442	'68-72
ALL56311	DS808	Buick Century, Regal Chevrolet Chevelle, El Camino, Monte Carlo Oldsmobile Cutlass, Hurst, 442	'73-77
ALL56312	DS909	Buick Century, Regal, GN, GNX	'78-81
		Chevrolet Malibu, El Camino, Monte Carlo	'78-88
		Pontiac Bonneville Pontiac Grand Prix	'82-86 '78-87
ALL56313	DS899	Cadillac Fleetwood, Brougham, Deville	'77-84
		Chevrolet Caprice, Impala, Impala SS	'77-96
		Oldsmobile Delta 88	'77-85
		Pontiac Bonneville, Catalina	'77-81
		Pontiac Parisienne	'83-86
ALL56314	DS829	Chevrolet Camaro (1970-73 With Power Steering, All 1974-79, 1980-81 V8) Pontiac Firebird And Trans Am (V8)	'70-81 '80-81

Adjustable Centerlinks



Centerlinks add strength and adjustability. Correct bump steer with specially designed inserts (available separately or in kits). Insert kits include one each of four different offsets. Lower center design adds engine oil pan clearance. OEM frame cross member must be modified.

ALL56330..... Centerlink, Metric GM '78-88
 ALL56331..... Centerlink, Camaro '70-81

Note: some applications may require early style (shorter) Pitman arms.

Replacement Parts

ALL99084 Stud For ALL56330 Pitman End (Long)
 ALL99085..... Stud For ALL56330 Idler End (Short)
 ALL99086 Stud For ALL56331 Pitman End (Long)
 ALL99087..... Stud For ALL56331 Idler End (Short)
 ALL99088 Centerlink Shims, 12-Pack (6 each .030"/.060")

Inserts For Adjustable Centerlinks



Adjustable centerlink inserts have tapered or straight-thru designs. Tapered inserts have a 1-1/2" per foot taper and are commonly used with stock type inner tie rod, while straight-thru design are for use with a 5/8" bolt and rod end.

Description	Tapered Inserts	Straight-Thru Inserts
Insert Kit (Centered, 1/8", 1/4" and 3/8")	ALL56334	ALL57334
Centered	ALL56335	ALL57335
1/8" Offset	ALL56336	ALL57336
1/4" Offset	ALL56337	ALL57337
3/8" Offset	ALL56338	ALL57338

Set Up Tool ALL10668

Tool replaces the front coil-over shock assembly to simulate range of front suspension movement for checking bump steer and roll center. Hex head, threaded shaft raises and lowers suspension to simulate racing conditions. Jam nuts can be positioned to limit rebound and compression. Not designed to support total vehicle weight, only suspension components.



Set Up Plates

Set-up plates are used for squaring and stringing chassis to ensure accurate chassis set-up by eliminating wheel and tire differences. Plates are 1/2" thick and can also be used when setting bump steer or checking axle tubes for straightness. Sold each.



ALL10660



ALL10662

ALL10660..... 5x5, 7" x 28"
 ALL10662..... Wide 5, 12" x 28"

Bump Steer Kit ALL18600

Kit includes a 5/8"-18 x 3" bolt and 4 spacers (.100", .200", .300" and .500").



Bump Steer Spacers

Aluminum spacers have 5/8" I.D. hole. Package of 2.



ALL18604

ALL18602030" ALL18606..... .300"
 ALL18603060" ALL18607..... .400"
 ALL18604100" ALL18608..... .500"
 ALL18605200"

Tie Rod Spacer ALL56288

Spacer corrects bump steer on vehicles that use a rod end as an outer tie rod end. Spacer is used between the spindle arm and the rod end. Steel spacer is 2" tall and has a 5/8" hole.



Bump Steer Studs

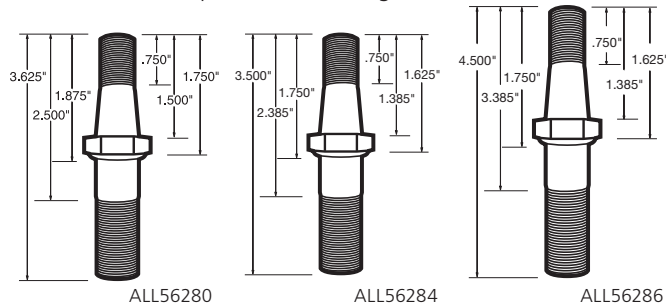
Studs have 1-1/2" per foot taper and simplify bump steer setting. Attach outer tie rod end to spindle so end can be raised or lowered as needed. Self locking nuts, one .100" and three .300" spacers included. ALL56286 also includes a .500" spacer.



ALL56280

ALL56284

ALL56280..... Bump Steer Kit (Inner), Rack Eye Taper
 ALL56284..... Bump Steer Kit (Outer), Pinto Taper
 ALL56286..... Bump Steer Kit 1" Longer Shank Than ALL56284



Rack And Pinion Spacers

Place aluminum spacers between chassis and rack assembly to help achieve proper front end geometry. Three thicknesses available.

ALL52350..... 3/8" Thick
 ALL52351..... 1/2" Thick
 ALL52352..... 3/4" Thick



Steering Rack

Boot Cover ALL52345

Neoprene cover fits most steering racks and helps protect against rocks and debris. Hook and loop closure makes installation and removal simple.



Tie Rod Ends

OE replacement parts.



Allstar	Moog	Description	Size (Thread And Length)	Application
ALL55900	ES323R	Inner Tie Rod	5/8" RH Thread x 4" Long	1963-82 Corvette, 1963-64 GMC Truck
ALL55901	ES323L	Inner Tie Rod	5/8" LH Thread x 4" Long	1963-82 Corvette, 1963-64 GMC Truck
ALL55902	ES370R	Inner Tie Rod	5/8" RH Thread x 7-1/4" Long	1965-68 Impala, 1965-70 Chevrolet P/U
ALL55903	ES2034RLT	Inner Tie Rod	5/8" LH Thread x 8-1/2" Long	1978-88 Monte Carlo, 1978-83 Chevelle
ALL55920	ES2033RLT	Outer Tie Rod	5/8" RH Thread x 8-1/2" Long	1978-88 Monte Carlo
ALL55921	ES333RL	Outer Tie Rod	5/8" RH Thread x 8-1/2" Long	1964-70 Chevelle
ALL55904	ES681N	Inner Tie Rod	5/8" LH Thread x 9" Long	1968-70 Chevelle/Malibu
ALL55910	ES2020RLT	Inner Tie Rod	11/16" RH Thread x 9" Long	1973-77 Chevelle, 1977-93 Full Size, 1994-96 Impala
ALL55911	ES442L	Inner Tie Rod	11/16" LH Thread x 9" Long	1975-81 Camaro, Left
ALL55912	ES443L	Inner Tie Rod	11/16" LH Thread x 9" Long	1975-81 Camaro, Right
ALL55922	ES2019RLT	Outer Tie Rod	11/16" RH Thread x 9" Long	1977-94 Impala

Tie Rod Adjusting Sleeves

O.E. style replacement sleeves fit many applications and have LH and RH threads for easily adjusting the toe setting.



Allstar	Moog	Size (Thread And Length)
ALL55930	ES2032S	5/8"-18 x 4-1/2" Long
ALL55931	ES2004S	11/16"-18 x 4-3/4" Long

5/8" Bent Steel Tie Rod Tubes



Bent tie rod tube or adjusting sleeve is commonly used on modifieds and stock cars to provide additional clearance on the right front tie rod link. Bent design tube helps prevent the chassis from hitting steering when the suspension rolls over onto the right front. Typically used with factory style inner tie rod end and a rod end style outer. Tube is constructed of .160" wall 7/8" O.D. steel tubing with 5/8"-18LH threads on the straight end and 5/8"-18RH threads on the curved end.

ALL57008..... 10" Long	ALL57018..... 15" Long
ALL57010..... 11" Long	ALL57019..... 15-1/2" Long
ALL57012..... 12" Long	ALL57020..... 16" Long
ALL57013..... 12-1/2" Long	ALL57021..... 16-1/2" Long
ALL57014..... 13" Long	ALL57022..... 17" Long
ALL57015..... 13-1/2" Long	ALL57024..... 18" Long
ALL57016..... 14" Long	ALL57026..... 19" Long
ALL57017..... 14-1/2" Long	ALL57028..... 20" Long

Steel Tie Rod Tubes, 5/8" RH With 11/16" LH

Swaged D.O.M. steel tubes have a 1" O.D.

ALL57302..... 9"	ALL57310..... 13"
ALL57304..... 10"	ALL57312..... 14"
ALL57306..... 11"	ALL57314..... 15"
ALL57308..... 12"	ALL57316..... 16"

Inner Tie Rod Stud **ALL56278**

Stud replaces the stock inner tie rod end allowing a 5/8" rod end to be used on both ends of the steering link. Inner tie rod stud and rod end combination also provides additional steering clearance than O.E. style inner tie rod and crossmember.



Sprint Car Drag Link/Tie Rod

1-1/8" sprint car steering rods are made from 4130 chrome moly .065" wall tubing. Rods have 5/8" threads and a tapered threaded end.



Length	Black Powder Coated	Plated
46"	ALL55932-46	ALL55933-46
47"	ALL55932-47	ALL55933-47
48"	ALL55932-48	ALL55933-48
49"	ALL55932-49	ALL55933-49
50"	ALL55932-50	ALL55933-50
51"	ALL55932-51	ALL55933-51

Taper Reamers

Repair or enlarge tapered holes to accept tie rod ends or ball joints. Reamer may be used in a drill with a 1/2" chuck by removing the T-handle.

ALL11170 1-1/2" Per Ft. 7.15°

ALL11172 2" Per Ft. 9.56°



Taper Reamer Specifications For Ball Joints

Part No.	Taper Specs	Part No.	Taper Specs
Ball Joint		Ball Joint	
ALL56204	1-1/2" Per Ft.	ALL56217	1-1/2" Per Ft.
ALL56206	2" Per Ft.	ALL56218	2" Per Ft.
ALL56208	2" Per Ft.	ALL56220	2" Per Ft.
ALL56210	1-1/2" Per Ft.	ALL56280	1-1/2" Per Ft.
ALL56212	2" Per Ft.	ALL56284	1-1/2" Per Ft.
ALL56214	1-1/2" Per Ft.	ALL56286	1-1/2" Per Ft.
ALL56216	1-1/2" Per Ft.	-	-

8-Degree Mustang II Spindles

8-degree pin inclination Mustang II/Pinto spindle is stock appearing and available with stock 1-1/2" per foot lower ball joint taper or 2" per foot lower taper. Spindles accept stock, Granada or hybrid rotors and brackets.

ALL55990..... LH Spindle with 1-1/2" Tapered Lower
 ALL55991..... RH Spindle with 1-1/2" Tapered Lower
 ALL55992..... LH Spindle with 2" Tapered Lower
 ALL55993..... RH Spindle with 2" Tapered Lower



ALL55992



Mustang II 3-Piece Spindles

Three-piece Mustang II style spindle is a forged and heat treated option for cars that would like the benefits of Mustang II spindle with the convenience of a replaceable steering arm and metric brake caliper bracket. Complete spindle includes a spindle body with an 8-degree pin inclination, bolt-on steering arm, bolt-on brake bracket and a hardware kit. Spindle accepts stock taper tie rod end, a ALL56204 (K6024) bolt-in or a ALL56214 (K772) screw-in style upper ball joint and stock 1979-88 G-body lower ball joint, brake rotor, caliper and bearing kit. IMCA approved for IMCA modifieds and sport mod divisions. Replacement components are also available for quick, easy and affordable repairs.



ALL55970 LH, 3-Piece Spindle Kit
 ALL55971 RH, 3-Piece Spindle Kit


Individual Parts

ALL55974 Spindle Body
 ALL55972 LH Steering Arm
 ALL55973 RH Steering Arm
 ALL55981 LH Brake Bracket
 ALL55982 RH Brake Bracket
 ALL55983 Hardware Kit



Mustang II Spindles

Stock height spindles for Mustang II are a direct replacement for stock O.E. spindles. Spindles accept stock rotors and caliper brackets but are commonly used with 11" Granada rotors, Allstar calipers, and brackets.



ALL56307 Pair (RH And LH)
 ALL56308 LH Only
 ALL56309 RH Only

2" Dropped Spindles **ALL56305**

The correct way to lower a Mustang II suspended vehicle is with these cast steel dropped spindles. Spindles have provisions for stock caliper brackets when using 11" Granada rotors and GM intermediate metric calipers ALL42083/ ALL42084. Sold as a pair.



IMCA Legal Mustang II Spindles

Same stock height spindle as ALL56307 but these spindles have the official IMCA stamp of approval. Sold each.

ALL56303 LH Spindle
 ALL56304 RH Spindle

GM Metric 3-Piece Spindles

Three-piece GM metric G-Body spindle is a forged and heat treated direct replacement for a factory spindle with the added benefit of a stronger, replaceable steering arm and brake caliper bracket. Complete spindle includes a spindle body, bolt-on steering arm, bolt-on brake bracket and a hardware kit. Spindle accepts stock 1979-88 G-body upper and lower ball joints, tie rod end, rotor, caliper and bearing kit. IMCA approved. Replacement components are also available for quick, easy and affordable repairs.



ALL55976 LH, 3-Piece Spindle Kit
 ALL55977 RH, 3-Piece Spindle Kit



Individual Parts

ALL55980 Spindle Body
 ALL55978 LH Steering Arm
 ALL55979 RH Steering Arm
 ALL55981 LH Brake Bracket
 ALL55982 RH Brake Bracket
 ALL55983 Hardware Kit



Metric Spindles

New replacement spindles for 1979-88 GM cars. Sold each.

ALL56318 LH
 ALL56319 RH



Metric Spindle Savers

ALL42130

Stamped steel spindle savers strengthen GM Metric spindles, reinforcing the steering arm portion of the spindle and making them suitable for wheel-to-wheel racing. IMCA legal and easily installed, spindle savers are retained by the lower ball joint and tie rod end retaining nuts. Sold in pairs.



Replacement Parts

ALL42135 Left Only
 ALL42136 Right Only

GM Nut Kit **ALL72160**

Kit for 1978-88 Metric Chassis stock type spindles includes a 3/4"-20 retaining nut, tabbed washer and a cotter pin.



Mustang II Kit **ALL72161**

Kit for most Mustang II stock type spindles includes a 13/16"-20 retaining nut, tabbed washer, crown washer and a cotter pin.



Front Hub Dust Caps

Stock replacement style dust caps.
 ALL72164 GM Metric Hub, 2-3/32" O.D.
 ALL72165 Ford Hub, 1-25/32" O.D.



Screw-In Upper Ball Joint

ALL56214

Most popular upper joint used. Originally used in Dodge, Chrysler and Plymouth cars. Fits Allstar ball joint holders and Lefthander chassis style upper control arm or where a screw-in type ball joint is required. (Replaces Moog K772 or AFCO 20034). 1-1/2" taper per foot.



Bolt-In Upper Ball Joints

ALL56204

Fits UB Machine style upper control arm where a bolt-in style ball joint is required. (Replaces Moog K6024, TRW 10185, or AFCO 20031.) Outer mounting bolt holes are 2.82" CTC. 1-1/2" taper per foot.



ALL56208

Bolt-in type joint fits Impala spindle. Can be used to raise roll center on street stock and modified cars. Fits Impala, Camaro and Chevelle spindles. (Replaces Moog K6136, TRW 10269 or AFCO 20032-1). Outer mounting bolt holes are 2.82" CTC. 2" taper per foot.



ALL56220

Fits full-size 1971-94 Impala spindles. Also fits 1971-81 Camaro and 1973-88 Chevelle/Monte Carlo. (Replaces Moog K5208, TRW 10268 or AFCO 20032). Outer mounting bolt holes are 2-1/2" CTC. 2" taper per foot.



Steel Upper Ball Joint Wrench

ALL11190

Easily remove and install small body (ALL56214) Chrysler ball joints.



Ball Joint Spreader Tool ALL11174

Tool separates ball joint from the spindle. Inside of cylinder is shaped to fit over tapered stud of most ball joints and presses against stud of other ball joint. Not for use on FWD or 4WD applications. Tool is 4" tall fully collapsed and 6" tall fully extended.



Related Parts

ALL11175 1" Extensions (Set of two)

ALL11175



Low Friction Upper Ball Joints

Low friction economical OEM ball joints are high performance units designed for smooth suspension travel. Some ball joints are available with longer than stock pin length for correcting roll centers. Ball joints have hardened pins with stock type housings and are not rebuildable. Legal for classes that require non-take apart ball joints. For off-road use only.



Part No.	Type	Length	Taper Per Ft.
Allstar ALL56214 And Moog K772			
ALL56010	Screw-In	Standard	1-1/2"
ALL56011	Screw-In	1/2" Longer	1-1/2"
ALL56012	Screw-In	1" Longer	1-1/2"
Allstar ALL56204 And Moog K6024			
ALL56014	Bolt-In	Standard	1-1/2"
Allstar ALL56208 And Moog K6136			
ALL56015	Bolt-In	3/8" Longer	1-1/2"
Allstar ALL56220 And Moog K5208			
ALL56018	Bolt-In	Standard	2"
ALL56019	Bolt-In	1/2" Longer	2"

Adjustable Upper Ball Joints

With mono-ball joints, upper control arm angles can be adjusted. Joints include plate, ball, tapered shaft, adjuster bushings and nut.



ALL56260 LH Large GM Joint (ALL56204 Style)

ALL56267

ALL56260

ALL56261 RH Large GM Joint (ALL56204 Style)

ALL56264 LH Mid-Size GM Joint (ALL56220 Style)

ALL56265 RH Mid-Size GM Joint (ALL56220 Style)

ALL56267 Adjustable Screw-In Upper Ball Joint (ALL56214 Style)

Replacement Parts

ALL56262 Stud For ALL56260, ALL56261 And ALL56267

ALL56266 Stud For ALL56264 And ALL56265

ALL99098 Replacement Mono Ball Bearing 5/8"



Ball Joint Sleeves

Steel sleeves allow custom fabrication of control arms.

ALL56250

ALL56250 Small Screw-In Upper Fits Ball Joint ALL56214

ALL56251 Large Screw-In Lower Fits Ball Joint ALL56216

ALL56252 Large Press-In Lower Fits Ball Joint ALL56206

ALL56253 Med. Press-In Lower Fits Ball Joint ALL56212



Rodney Sanders

Photo: Jim DenHamer



Jon Henry

Photo: Steve Datema



Screw-In Lower Ball Joints

ALL56216

Fits Lefthander chassis style lower control arm or where a large screw-in type ball joint is required (replaces Moog K727 or AFCO 20036). 1-1/2" taper per foot.



ALL56217

Compatible with stock lower control arms modified with UB Machine UBM40-3303 weld-in threaded sleeve (replaces Moog K719). 1-1/2" taper per foot.



Weld-In Lower Ball Joints

ALL56206

Weld-in joint fits most tubular control arms including 1971-76 Impala. Taper fits most tubular and Impala spindles. Base O.D. is 2.190" (replaces Moog K6141, TRW 10267, or AFCO 20038). 2" taper per foot.



ALL56210

Weld-in lower joint fits 1964-72 Chevelle and 1967-69 Camaro, control arms and spindle. Base O.D. is 2.015" (replaces Moog K5103, TRW 10197, or AFCO 20033). 1-1/2" taper per foot.



ALL56212

Weld-in joint fits Impala spindle. Can be used to raise the roll center on street stock or modified cars. Base O.D. is 1.975" (replaces Moog K6117, TRW 10264, or AFCO 20038-1). 2" taper per foot.



ALL56218

Fits popular full-size 1977-89 Impala spindles. Also fits 1971-81 Camaro and 1973-88 Chevelle/Malibu. Base O.D. is 2.090" (replaces Moog K6145, TRW 10277, or AFCO 20039). 2" taper per foot.



Ball Joint Adapter Sleeve

ALL56256

Adapter sleeve is ideal for modifying stock style Chevelle lower control arms to accept a screw-in style ball joint. Adapter sleeve has an O.D. of 2.010" to take the place of a press-in style ball joint (ALL56210/ K5103) allowing for installation of a screw in style ALL56214 with a (1.5" taper/ft.) pin or ALL56049 with a (2" taper/ft.) pin ball joint. Note: Modifications to control arms may be necessary for proper fit of sleeve. Sleeve must be welded to the control arm after installation.



Low Friction Lower Ball Joints

Low friction economical OEM ball joints are high performance units designed for smooth suspension travel. Some ball joints are available with longer than stock pin length for correcting roll centers. Ball joints have hardened pins with stock type housings and are not rebuildable. Legal for classes that require non-take apart ball joints. For off-road use only.



Part No.	Type	Length	Taper Per Ft.
Allstar ALL56216 And Moog K727			
ALL56030	Screw-In	Standard	1-1/2"
ALL56031	Screw-In	1/2" Longer	1-1/2"
ALL56216 Housing With ALL56206 Pin			
ALL56034	Screw-In	Standard	2"
ALL56035	Screw-In	1/2" Longer	2"
ALL56214 Housing With ALL56206 Pin			
ALL56049 [†]	Screw-In	Standard	2"
ALL56050 [†]	Screw-In	1/2" Longer	2"
ALL56051 [†]	Screw-In	1" Longer	2"
Allstar ALL56206 And Moog K6141			
ALL56038	Weld-In	Standard	2"
Allstar ALL56210 And Moog K5103			
ALL56042	Weld-In	Standard	1-1/2"
Allstar ALL56210 Housing With ALL56206 Pin			
ALL56027*	Weld-In	Standard	2"
ALL56028*	Weld-In	1/2" Longer	2"
ALL56029*	Weld-In	1" Longer	2"
Allstar ALL56212 And Moog K6117			
ALL56044	Weld-In	Standard	2"
Allstar ALL56218 And Moog K6145			
ALL56046	Weld-In	Standard	2"
ALL56047	Weld-In	1/2" Longer	2"
ALL56048	Weld-In	1" Longer	2"

[†]Commonly used with ALL56256 ball joint adapter sleeve.

*NEW!

Adjustable Lower Ball Joints

Replace standard ball joint with an adjustable mono-ball style lower ball joint. Includes adapter sleeve, ball, adjuster bushings, stud and nut.

- ALL56270 Screw-In Chrysler Stud (Common Dirt, ALL56216 Style)
- ALL56276 Screw-In GM Impala Stud (Common Asphalt) ALL56216 Style With ALL56206 Pin
- ALL56272 Press-In Large GM Impala Stud (Common Asphalt, ALL56206 Style)
- ALL56274 Press-In Mid-Size GM Stud (ALL56218 Style)



Replacement Parts

- ALL56271 Stud For ALL56270
- ALL56273 Stud For ALL56272 And ALL56276
- ALL56275 Stud For ALL56274
- ALL99092 Housing For ALL56270 And ALL56276
- ALL99093 Housing For ALL56272
- ALL99094 Housing For ALL56274
- ALL58002 Replacement Mono-Ball
- ALL99096 Replacement Snap Ring
- ALL99097 Replacement Spacer Kit

Adapter Bushing ALL56225

Convert a 2" taper per foot hole to accept a ball joint with a 1-1/2" taper per foot. For lower ball joints only.



Upper Control Arms

Powder coated, bushing style A-Arms are available with steel or aluminum cross shaft and a straight or 10-degree ball joint position. Shaft bolt holes are 1/2" diameter spaced 6" on center. Tig welded .095" D.O.M. tube construction. Bolt-in style arms accept ALL56204 or Moog K6024 ball joints. Screw-in style arms accept ALL56214 or Moog K772 ball joints.



ALL57906

Size	Bolt-In Alum. Shaft	Bolt-In Steel Shaft	Screw-In 10° Alum. Shaft	Screw-In 10° Steel Shaft
7"	-	-	ALL57940	-
7-1/4"	-	-	ALL57941	-
7-1/2"	ALL57902	ALL57922	ALL57942	ALL57962
7-3/4"	ALL57903	-	ALL57943	-
8"	ALL57904	ALL57924	ALL57944	ALL57964
8-1/4"	ALL57905	-	ALL57945	-
8-1/2"	ALL57906	ALL57926	ALL57946	ALL57966
8-3/4"	ALL57907	-	ALL57947	-
9"	ALL57908	ALL57928	ALL57948	ALL57968
9-1/4"	ALL57909	-	ALL57949	-
9-1/2"	ALL57910	ALL57930	ALL57950	ALL57970
9-3/4"	ALL57911	-	ALL57951	-
10"	ALL57912	ALL57932	ALL57952	ALL57972
10-1/4"	ALL57913	-	ALL57953	-
10-1/2"	ALL57914	ALL57934	ALL57954	ALL57974
11"	ALL57916	ALL57936	ALL57956	ALL57976

Metric Upper Control Arms

Upper control arms fit stock, 6-7/8" mounts, found on Mid-size GM metric frames. Use with bolt-in style ball joint, Allstar 56220 or Moog K5208. Steel control arms have a steel cross shaft with holes spaced 6-7/8" on center.



ALL57990

- ALL57990..... RH, 8"
- ALL57992..... LH, 8-1/2"
- ALL57994..... LH, 9"
- ALL57995..... LH, 9-1/2" **NEW!**
- ALL57996..... LH, 10" **NEW!**

IMCA Legal Upper Control Arms

IMCA legal upper control arms fit stock, 6-7/8" mounts, found on Mid-size GM metric frames. Use with bolt-in style ball joint, Allstar 56220 or Moog K5208. Steel control arms are available with steel or aluminum cross shaft and come complete with IMCA certified sticker.



ALL57831

- ALL57830..... RH, 8" With Steel Cross Shaft
- ALL57831..... LH, 8-1/2" With Steel Cross Shaft
- ALL57832..... RH, 8" With Aluminum Cross Shaft
- ALL57833..... LH, 8-1/2" With Aluminum Cross Shaft



Tyler Spalding

Upper Control Arm Mounting Bracket

ALL60190

Bracket is flame cut from 1/2" thick steel, with a 6" bolt spacing. Welds to frame and accepts upper A-arm.



Upper Control Arm Shims

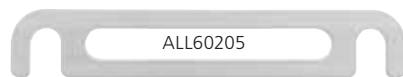
Individual steel shims fit between the upper control arm and chassis mount to adjust caster and camber. Shims have 9/16" wide slots and easy to grasp tabs for installation and removal. Package of 10.



ALL60201

- ALL60200..... 1/16" (0.062")
- ALL60201..... 1/8" (0.125")

1-Piece Upper Control Arm Shims



ALL60205

Dual mount shims fit between the upper control arm and chassis mount to adjust camber. One-piece design works with most mounts/control arms with 6" bolt spacing using 1/2" mounting hardware. Sold each.

- ALL60203..... 1/8" (0.125")
- ALL60204..... 3/16" (0.185")
- ALL60205..... 1/4" (0.250")
- ALL60206..... 3/8" (0.375")
- ALL60207..... 1/2" (0.500")
- ALL60208..... 3/4" (0.750")
- ALL60209..... 1" (1.00")
- ALL60210..... 7-Piece Kit, Includes ALL60203-60209 (one of each size)

Caster Plate ALL10752

Not sure if you turned your wheels the same amount each time when adjusting caster settings on your race car? Unless you have expensive turn plates, you're never certain, until now. This quick reference gauge positions under the upper ball joint nut, with markings facing up, to easily view. Place a mark on the shock body or fabricate an indicator to use as a reference point.



Mono Ball Bearings

Mono balls are commonly used in fabrication of products including J-bars, control arms and trailing arms. Bearings have an external grease ring and orifice which allows the bearing to be installed in custom applications that can be externally lubricated.



- ALL58001..... 5/8"
- ALL58002..... 3/4"



Andy Barr

Photo: John Berglund

Ball Joint Holders



Holders are ideal for those who fabricate their own control arms. The holders have a 5/8" male RH thread and a 3/8" hole, commonly used with a clevis. Holders accept ALL56214 or Moog K772 style screw-in ball joints, sold separately.

- ALL56290..... LH Angled Stud, Angled Tab, Standard Spread
- ALL56292..... RH Angled Stud, Straight Tab, Standard Spread
- ALL56294..... LH Angled Stud, Angled Tab, Wide Spread
- ALL56295..... RH Angled Stud, Straight Tab, Wide Spread
- ALL56296..... Universal Straight Stud, Straight Tab, Wide Spread
- ALL56297..... Universal Design (ALL56296) Angled At 15 Degrees
- ALL56194..... 5/8" RH Steel Clevis (Commonly Needed)
- ALL56214..... Screw-In Ball Joint (Most Common)

Unwelded

Ball Joint Holder Kit ALL56298

Kit allows components to be welded at any angle. Stud is 5/8"-18RH thread, bracket has a 3/8" hole. Holder accepts ALL56214 or Moog K772 style screw-in upper ball joint.



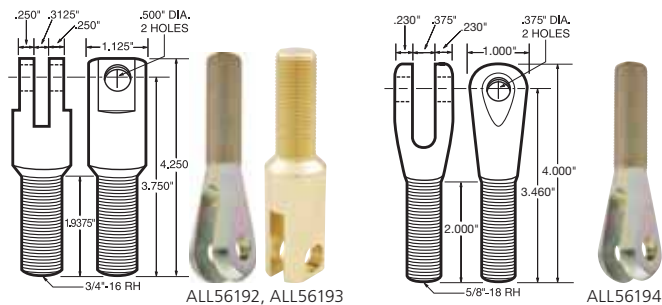
Female Double Adjusters

Steel double adjusters increase adjustment capability of control arms, trailing arms, Panhard bars, tie rod ends and other items using threaded tube. Adjuster includes two jam nuts.



- ALL56198..... 5/8"-18 RH Male/LH Female, 4" Long
- ALL56199..... 5/8"-18 LH Male/RH Female, 4" Long

Steel and Aluminum Clevises



3/4" clevises attach strut rod to A-frame (3/4"-16 thread with a 1/2" hole). 5/8" clevises, commonly used with Lefthander style upper A-arms, connect to ball joint holder (5/8"-18 thread with a 3/8" hole).

- ALL56192..... 3/4" RH Steel
- ALL56193..... 3/4" RH Aluminum
- ALL56194..... 5/8" RH Steel

Slotted Upper Control Arm Bracket Kit ALL60077

Kits contain (2) slotted brackets, (2) centered bushings, (2) reducer spacers for 5/8" rod end along with a 1/2" bolt and nyloc nut. Offset aluminum bushings (sold separately) allow for plenty of adjustment options.



Components

- ALL60078..... Slotted Upper Brackets (Pair)
- ALL60080..... Centered Bushings (Pair)
- ALL60081..... 1/8" Offset Bushings (Pair)
- ALL60082..... 1/4" Offset Bushings (Pair)
- ALL60083..... 3/8" Offset Bushings (Pair)
- ALL60084..... 1/2" Offset Bushings (Pair)
- ALL18612..... Reducer Spacers For 5/8" Rod End
- ALL16490-1..... Hex Head Bolt 1/2"-20 x 3", Grade 5
- ALL16074-10..... Thin Nyloc Insert Nuts 1/2"-20, Package Of 10

Upper Control Arm Brackets ALL60025

Stamped 3/16" mild steel brackets weld to chassis as a mounting point for upper control arm. Brackets have two 5/8" holes, spaced 7/8" apart for adjustment. May be trimmed to desired height. Package of 2.



Set-Up Plates

Set-up plates are used for squaring and stringing chassis to ensure accurate chassis set-up by eliminating wheel and tire differences. Plates are 1/2" thick and can also be used when setting bump steer or checking axle tubes for straightness. Sold each.



ALL10660



ALL10662

- ALL10660..... 5x5, 7" x 28"
- ALL10662..... Wide 5, 12" x 28"

Storage Tote ALL059

Durable storage tote has many uses around the shop or in the trailer. Store extra parts or keep parts from being damaged during storage. Great for organizing ratcheting tie downs, specialty tools, such as tire groover, siper and related tools. Totes also work well for storing chemicals and fluids to prevent spilling in cabinets. Interlocking lid design allows multiple totes to be securely stacked together. Inside dimensions are 20" L x 14" W x 12" H.



Brian Shirley

Photo: Jim DenHamer

Steel Control Arm Bushings

Allstar Steel Control Arm Bushings replace stock rubber bushings and eliminate deflection, a common problem with original equipment bushings.



ALL56230

Lower Control Arm Bushing Applications

Part No.	Application	Bushing Position	O.D.	UHL	Hole Size
Chevelle, Monte Carlo, GM Intermediates					
ALL56230	1964-66	Front (2nd Design)	1.345"	2.100"	.500"
	1967-74	Front	1.345"	2.100"	.500"
ALL56232	1964-66	Front (1st Design)	1.645"	2.100"	.500"
	1975-77	Front	1.645"	2.100"	.500"
	1964-72	Rear	1.645"	2.100"	.500"
	1978-88	Rear	1.645"	2.100"	.500"
ALL56233	-	-	1.645"	2.100"	.562"
ALL56234	1973-77	Rear	1.900"	2.100"	.500"
ALL56235	-	-	1.900"	2.100"	.562"
ALL56236	1978-88	Front	1.440"	2.750"	.500"
Camaro, Firebird					
ALL56230	1967-74	Front	1.345"	2.100"	.500"
ALL56232	1975-81	Front	1.645"	2.100"	.500"
	1967-72	Rear	1.645"	2.100"	.500"
ALL56234	1973-88	Rear	1.900"	2.100"	.500"
ALL56236	1982-92	Front	1.440"	2.750"	.500"

Upper Control Arm Bushing Applications

Part No.	Application	Bushing Position	O.D.	UHL	Hole Size
Chevelle, Monte Carlo, GM Intermediates					
ALL56238	1967-72	All	1.275"	1.250"	.675"
ALL56240	1978-88	All	1.530"	1.500"	.695"
ALL56242	1973-77	Front	1.394"	1.500"	.690"
ALL56244	1973-77	Rear	1.311"	1.425"	.690"
Camaro, Firebird					
ALL56238	1967-69	All	1.275"	1.250"	.675"
ALL56242	1974-79	Front	1.394"	1.500"	.690"
ALL56244	1974-79	Rear	1.311"	1.425"	.690"

Roller Bearing Lower Control Arm Bushings

Free up stock front suspensions and help prevent binding commonly found with stock rubber and steel insert bushings. Steel bodied bushings are complete with needle roller bearings and hardened inserts that are ready to install and do not require special mounting hardware. All Bushings have 1/2" I.D. mounting holes.



ALL56223



Part No.	Application	Bushing Position	O.D.	UHL	Hole Size
Chevelle, Monte Carlo, GM Intermediates					
ALL56221	1964-66	Front (2nd Design)	1.345"	2.100"	.500"
	1967-74	Front	1.345"	2.100"	.500"
ALL56222	1964-66	Front (1st Design)	1.645"	2.100"	.500"
	1975-77	Front	1.645"	2.100"	.500"
	1964-72	Rear	1.645"	2.100"	.500"
	1978-88	Rear	1.645"	2.100"	.500"
ALL56223	1973-77	Rear	1.900"	2.100"	.500"
ALL56224	1978-88	Front	1.440"	2.750"	.500"
Camaro, Firebird					
ALL56221	1967-74	Front	1.345"	2.100"	.500"
ALL56222	1975-81	Front	1.645"	2.100"	.500"
	1967-72	Rear	1.645"	2.100"	.500"
ALL56223	1973-88	Rear	1.900"	2.100"	.500"
ALL56224	1982-92	Front	1.440"	2.750"	.500"

Related Parts

ALL56226..... Nylon Bushing Kit

(Optional bushings to replace roller bearings when conforming to some sanctioning body rules.)





1978-88 Metric Front Lower Control Arms



Reproduction of the originals, these new arms are a direct replacement for 1978-88 metric chassis and accept stock ball joints.

ALL57804..... RH
ALL57805..... LH

1964-72 Chevelle Lower Control Arms



Reproduction 1964-72 A-body lower control arms are coated and have the same fit and appearance as the factory arms. Both versions are made to meet the same tolerance as the original. The deluxe arms have a more precise spring pocket for more consistent suspension geometry. They also accept the larger wire diameter of heavier rated racing springs.

ALL57800..... RH
ALL57801..... LH
ALL57802..... RH Deluxe
ALL57803..... LH Deluxe

Ball Joint Adapter Sleeve

ALL56256

Adapter sleeve is ideal for modifying stock style Chevelle lower control arms to accept a screw-in style ball joint. Adapter sleeve has an O.D. of 2.010" to take the place of a press-in style ball joint (ALL56210/K5103) allowing for installation of a screw in style ALL56214 with a (1-1/2" taper/ft.) pin or ALL56049 with a (2" taper/ft.) pin ball joint. Note: Modifications to control arms may be necessary for proper fit of sleeve. Sleeve must be welded to the control arm after installation.



TECH TIP

To minimize distortion of sleeve during press-in, it is recommended that the ball joint be threaded into sleeve during press-in procedure.

Spring Ramp **ALL56326**

Ramp welds to the flat spring pocket area of aftermarket control arms to support the open end of conventional 5" or 5-1/2" springs, allowing springs to be used in the traditional position.



Chevelle Tubular Lower Control Arms - Helix Bottom



Heavy duty control arms are made with 1-1/4" DOM tubing with 1" DOM cross bracing. Helix bottom correctly positions 5" or 5-1/2" conventional spring for proper performance. Black powder coated with high quality rod ends and separate shock bracket which will require welding or bolting onto the arm. Rod end spacer kit is required to adapt rod end to fit in the stock frame mount (sold separately). These lower control arms are intended for racing and will not accept stock style lower ball joints.

Press-In Ball Joint Control Arms (Use ALL56212/K6117)
ALL57810 RH
ALL57811 LH

Screw-In Ball Joint Control Arms (Use ALL56216/K727)
ALL57812 RH
ALL57813 LH

Related Part
ALL56322 '68-72 Chevelle A-arm Spacer Kit, 4-Pieces

Tubular Lower Control Arms - Flat Bottom

Heavy duty control arms are made with 1-1/4" DOM tubing and 1" DOM cross bracing. Flat bottom design works with 5" or 5-1/2" conventional springs which must be mounted with the closed end seated in the control arm and the open end in the upper spring cup or a spring ramp (sold separately) may be welded onto the lower plate to place the open end down. Black powder coated arms feature high quality rod ends and separate shock bracket which will require welding or bolting onto arm. Rod end spacer kit is required to adapt rod end to fit in the stock frame mount (sold separately). These lower control arms are intended for racing and will not accept stock style lower ball joints.



Press-In Ball Joint Control Arms (Use ALL56212/K6117)
ALL56320 RH, '64-72 Chevelle
ALL56321 LH, '64-72 Chevelle
ALL56323 RH, '68-74 Nova
ALL56324 LH, '68-74 Nova

Related Parts
ALL56322 '68-72 Chevelle A-arm Spacer Kit, 4-Pieces
ALL56325 '68-74 Nova A-arm Spacer Kit, 5-Pieces
ALL56326 Spring Ramp (Helix)



ALL56322

Note: Ball joints should be tack welded into lower control arm after assembly.

Lower Control Arm Kits

Universal kits are 2" longer than standard arms and must be cut to length before welding slug into place. Ball joint sold separately.



- ALL56185 RH Kit, Use With Press-In Ball Joint (ALL56206)
- ALL56186 LH Kit, Use With Screw-In Ball Joint (ALL56216)
- ALL56187 RH Kit, Use With Screw-In Ball Joint (ALL56216)

Lower Control Arms

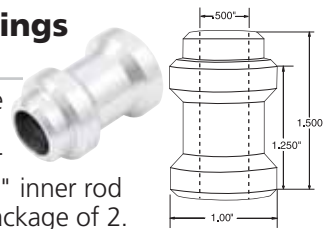


Lower control arms fit most asphalt racing chassis. Includes ball joint and rod end.

- ALL56180 LH Adjustable, 15-1/2" To 16"
- ALL56181 RH Adjustable, 17-3/4" To 18-1/2"
- ALL56182 RH Adjustable, 17-3/4" To 18-1/2" (With Rod End Sway Bar Mount)

Cross Member Bushings

ALL56188
Bushings mount on the inside end of a strut-style lower control arm to act as a spacer between each side of the 3/4" inner rod end and the crossmember. Package of 2.



Double Adjusters

Steel double adjusters increase adjustment capability of control arms, trailing arms, Panhard bars, tie rod ends and other items using threaded tube.



- Adjuster includes one LH and one RH jam nut.
- ALL56196 5/8"-18 RH Male/LH Male, 4-1/4" Long
 - ALL56197 3/4"-16 RH Male/LH Male, 5" Long
 - ALL56198 5/8"-18 RH Male/LH Female, 4" Long
 - ALL56199 5/8"-18 LH Male/RH Female, 4" Long

Short GN Strut Bar **ALL56190**

Fits lower strut arm on strut bar chassis. Bar has 3/4"-16 LH threads (3" long). Hole spacing is 2-1/2".



Ken Schrader Photo: Jim DenHamer

Coarse Thread Weight Jack Bolts

Weight jack bolts have 1"-8 threads for quick adjustment. Use with ALL56113, ALL56114 and ALL56115 style spring plates.



Weight Jack Bolts With Internal Thread

Bolts have an internal thread, 7/16"-20, on one end for use with bolt-on and swiveler spring cups. Coarse thread bolts have 1"-8 outer threads while fine thread bolts are 1-1/8"-12.



Coarse Thread 1"-8 With 3/4" Hex

- ALL56094 4" Steel
- ALL56095 6" Steel
- ALL56066 8" Steel
- ALL56067 11" Steel



Fine Thread 1-1/8"-12 With 1/2" Square Drive


- ALL56090 6" Aluminum
- ALL56091 8" Aluminum
- ALL56092 6" Steel
- ALL56093 8" Steel



Jam Nuts For Jack Bolts

Steel jam nuts for jack bolts

- ALL56068 1"-8 (Coarse) 1-1/8" Wrench
- ALL56110 1"-8 (Coarse) 1-1/2" Wrench
- ALL99052 1-1/8"-12 (Fine) 1-3/8" Wrench



Weight Jack Bolt Collars

Steel collar typically welds onto frame or chassis for installation of a threaded jack bolt. Collar includes grease fitting.

- ALL56099 1"-8
- ALL56098 1-1/8"-12



Weight Jack Bolt Sleeves

Weld-in mild steel sleeve provides a mounting point for jack bolts or adjustable shock mounts. Sleeves are 2" long and have a 1-3/8" O.D. for welding onto chassis tubing.

- ALL56109 1"-8, Coarse Thread
- ALL56073 1-1/8"-12, Fine Thread



Weight Jack Plate **ALL56112**

Heavy-duty steel plate has a threaded boss welded to the center to accept jack bolts with 1"-8 coarse threads. O.D. is 5".



Coarse Thread Nut With Sleeve **ALL56111**

Steel coarse thread nut with sleeve has 1"-8 coarse threads.






Coil-Over Load Bolt Assembly

ALL56074

Threaded aluminum bolt is 6" long with 1-1/8"-12 fine threads and is commonly used on big bar soft spring cars. Load bolt offers the ability to easily change corner weights, change the center to center distance of the shock, adjust bump stop distances without adding shims and adjust ride height without running out of shock travel. Commonly used with ALL56098 threaded sleeve.

ALL56075 Replacement Shock End



Upper Spring Cups

Steel cups work with most 5" and 5-1/2" O.D. springs and either 1" or 1-1/8" jack bolts.

ALL56114 Standard Cup For 5" Spring

ALL56115 Oversized Cup For 5-1/2" Spring



ALL56114

Lightweight

Upper Spring Cup **ALL56113**

Lightweight steel cup works with most 5" and 5-1/2" O.D. springs and either 1" or 1-1/8" jack bolts.



Bolt-On Upper Spring Cup

ALL56097

Steel cup bolts to internal thread jack bolt and keeps 5" or 5-1/2" spring centered to the jack bolt.



Extended Length

Upper Spring Cup **ALL56125**

Commonly used in rear suspensions, cup connects to jack bolt with a 7/16"-20 bolt to help maintain spring location. Extension sits 5" into the spring.



Extended Length "Swiveler"

Spring Cup **ALL56079**

Extended length cup helps keep spring centered. Also keeps spring from falling out on some modern day long drop suspension packages.



"Swiveler" Spring Cups

Swiveler cup is used in place of a standard upper spring plate and weight jack bolt on vehicles using conventional style coil springs. Mono-ball stud mount allows cup to pivot as needed to prevent binding during suspension travel and requires a weight jack bolt with a 7/16"-20 internal threaded end for proper installation.

Welded Style **ALL56080**

The sleeve and top are welded together on this unit to fit most applications using a 5" conventional spring.



Pro-Series

Components bolt together to select the desired spring top plate and sleeve separately to build custom size cups.

ALL56077 Spring Top Plate For 5" Spring

ALL56078 Spring Top Plate For 5-1/2" Spring

ALL56086 3-1/4" Spring Sleeve

ALL56087 3-1/2" Spring Sleeve


ALL56088 3-3/4" Spring Sleeve

ALL56089 4" Spring Sleeve

ALL56085 4-1/4" Spring Sleeve



ALL56077



ALL56086

Coil Spring Spacer **ALL56116**

Spacer for 5" racing spring welds into spring pocket enabling chassis adjustments to street stock and other race cars that are not allowed to use weight jack bolts or threaded adjusters. 3" tall spacer may be cut to desired height before installation. Use coil shim spacers ALL56120 and ALL56121 to make chassis adjustments.



Coil Spring Shims

Used with ALL56116, or whenever weight jack bolts are not allowed, to raise car height for set-up purposes. 5" diameter, 3-5/8" I.D.

ALL56120 3/16" Shim

ALL56121 1/8" Shim




Adjustable Coil Spring Spacers

Adjustable spacers for 5" racing springs weld into spring pockets enabling chassis adjustments to street stock and other race cars that are not allowed to use weight jack bolts.

ALL56118 All Steel Adjuster

ALL56119 Steel Sleeve With Alum. Adj. Nut



ALL56118



ALL56119



Eddie Carrier, Jr.

Photo: Tyler Carr




Rick Eckert

Photos: Jim DenHamer

Sway Bar Bolts


Bolts have 7/8"-9 threads and are available in a fixed or swivel end design. Swivel end bolts have a 1/2" square drive end for quick and easy adjustments.



Part No.	Description	Eye I.D.	Eye O.D.	Eye Width	Eye Center To End Of Threads
ALL56070	Steel Swivel	1-5/8"	2"	1-1/8"	11-1/2"
ALL56071	Steel Swivel	2"	2-3/4"	1-1/8"	12"
ALL56100	Steel Non-Swivel	1-1/2"	2"	1-1/8"	11-1/2"
ALL56102	Steel Non-Swivel	2"	2-3/4"	1-1/8"	12"

Related Parts

ALL18266.....Lock Nut For ALL56100-56102
 ALL56072Weld Nut For ALL56070-56071



Adjustable Sway Bar Bolt Kit

ALL56103

Kit includes a 3-5/8" long sleeve that welds into frame rail with a locking collar to prevent movement. Adjustment bolt has 4" of travel and adjusts with a 1/2" square drive ratchet. Inside eye diameter 1-1/2".



Adjustable Sway Bar Mount Kits

For Camaro and mid-size GM-based circle track cars. Mount sway bar in stock location, or below the A-arm for extra steering clearance. Urethane bushings reduce bind, and can be used with bars up to 1-1/4" dia. Sway bar (ordered separately) must be turned over when mounting below A-arm. Bolt centerline spacing is 2-3/4".

ALL56104..... Standard SAE Threads
 ALL56105..... 1978-Up GM Metric Threads



Adjustable Sway Bar Arms

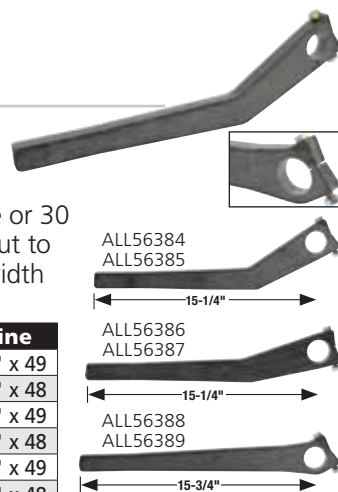
Kit includes a CNC-machined aluminum adjuster and a 17-1/2" long steel arm. Adjuster is available in 30 degree or zero drop with 1-1/4" x 49 or 1-1/2" x 48-spline. On cars with limited ground clearance, the zero drop kit positions the arm at the center line of the adjuster for additional ground clearance. Adjustment bolt has detents to lock at each half turn.



Part No.	Description	Material
ALL56380	RH 30 Degree Drop	1-1/4" x 49
ALL56381	RH 30 Degree Drop	1-1/2" x 48
ALL56382	RH Zero Drop	1-1/4" x 49
ALL56383	RH Zero Drop	1-1/2" x 48

Sway Bar Arms

Splined sway bar arms are made from 3/4" thick mild steel. Arms are available straight or in 15 degree or 30 degree drop. Arms can be cut to length and bent to fit any width chassis. Includes pinch bolt.



Part No.	Description	Spline
ALL56384	30 Deg. Drop	1-1/4" x 49
ALL56385	30 Deg. Drop	1-1/2" x 48
ALL56386	15 Deg. Drop	1-1/4" x 49
ALL56387	15 Deg. Drop	1-1/2" x 48
ALL56388	Straight	1-1/4" x 49
ALL56389	Straight	1-1/2" x 48

Shock Travel Indicator Kits

Check compression and rebound travel of coil-over shocks at a glance. Clamp aluminum bracket portion of the kit directly to the coil-over sleeve or shock body and attach the other end to the existing shock eye bolt or under spring cup. May be used with most coil-over and non-coil-over shocks. Clamp is included.

ALL60094..... Kit For Use With 2-1/2" Spring
 ALL60095..... Kit For Use With 3" Barrel or 5" Springs



Ground Clearance Indicator

ALL10725

Determine how close the frame is to the ground on the race track. These unique kits feature an aluminum bracket that rivets to the frame with an adjustable plastic wear rod. Sold each.



Replacement Part

ALL10726 Wear Rods, 4-Pack



TK Racing

Photo: John Berglund




Travis Braden

Photo: Racing Woody's



Quick Adjust External Bump Stop Kit **ALL56361**

External bump stop kit allows adjustment of suspension travel separate from the coil-over unit. The detented adjuster nut can be turned on the rod end for quick engagement adjustment. Each half turn equals 1/16" eliminating the need for packer shims. Kit bolts to the outside of lower control arm and to an upper chassis location (may need to drill a hole or use a clamp on bracket). Fine tune vehicle set-up by adjusting the upper bushing plate. Includes built-in travel indicator and two yellow 75 durometer bushings. Will also accept bump springs with 5/8" I.D. retainers (not included).



14mm Bump Stop Kit **ALL64360**

Kit makes it easy to start using bump stops. Includes a selection of 20 bump stop pucks ranging from 50 to 75 durometer, 8 backing washers and 16 packer shims in a simple plastic carrying case.

NEW!



Bump Stop Components For Bilstein Shocks

Many bump stop options are available today. These components are for use with Bilstein shocks.

ALL64274..... Bump Stop Lower Support For Roller Skate Wheel Stops

ALL64275..... Bump Stop Cup Fits The Bilstein Rod End

ALL64276..... Rod Guide Protector Puts The Bump Stop Forces Into The Shock Body, Not The Rod Guide

ALL64277..... Splitter Washer Used To Separate Stops On Stacked Stop Setups



Bump Stop Pucks - 14mm

Pucks are replacement components found in ALL64360 Bump Stop Kit in addition to other durometer ratings for even more adjustability. 2" O.D. pucks have a 1/2" I.D. hole suitable for 14mm shocks as well as many other uses including suspension limiters.

NEW!



ALL64374

Bump Stop Pucks	1/2" Tall	3/4" Tall	1" Tall
40dr Brown	ALL64367	ALL64368	ALL64369
50dr Green	ALL64370	ALL64371	ALL64372
55dr Orange	ALL64373	ALL64374	ALL64375
60dr Purple	ALL64376	ALL64377	ALL64378
65dr Black	ALL64379	ALL64380	ALL64381
75dr Yellow	ALL64384	ALL64385	ALL64386

Shock Bump Rubbers

Conical shaped bump rubbers fit on most shock shafts up to 16mm to limit shock travel. Bump rubbers are 2-3/8" tall and have a 2" O.D. base. A letter designation is molded in the bottom to identify compound.

- ALL64500..... Soft (40 grams)
- ALL64501..... Medium (50 grams)
- ALL64502..... Hard (55 grams)



Aluminum Backing Washer **ALL64366**

Aluminum washer is designed for use with bump stop pucks, as a backer washer or many other uses. Washer has a 2-1/4" O.D., 1/2" I.D. and is 3/16" thick.

NEW!



Bump Stop Shims

Place within the bump stop stack to limit suspension travel. 2" O.D. shims work with most 14mm shocks.

NEW!



- ALL64364..... 1/16" Shim
- ALL64365..... 1/8" Shim

Shock Bump Covers

These neoprene covers are perfect for protecting shock shafts and covering bump set ups. Fit 2" O.D. shocks. Not for use with over coil over springs.

NEW!

- ALL64216..... 10" Tall Cover
- ALL64218..... 14" Tall Cover



Cale Conley

16mm Bump Stop Kit

ALL64320

Kit makes it easy to start using bump stops. Includes a selection of 20 bump stop pucks ranging from 50 to 75 durometer, 8 backing washers and 16 packer shims in a simple plastic carrying case.



Bump Stop Pucks - 16mm

Pucks are replacement components found in ALL64320 Bump Stop Kit in addition to other durometer ratings for even more adjustability. 2.10" O.D. pucks have a 5/8" I.D. hole suitable for 16mm shocks as well as many other uses including suspension limiters.



ALL64334

Bump Stop Pucks	1/2" Tall	3/4" Tall	1" Tall
40dr Brown	ALL64327	ALL64328	ALL64329
50dr Green	ALL64330	ALL64331	ALL64332
55dr Orange	ALL64333	ALL64334	ALL64335
60dr Purple	ALL64336	ALL64337	ALL64338
65dr Black	ALL64339	ALL64340	ALL64341
75dr Yellow	ALL64344	ALL64345	ALL64346


Aluminum Backing Washer ALL64326

Aluminum washer is designed for use with bump stop pucks, as a backer washer or many other uses. Washer has a 2-1/4" O.D., 5/8" I.D. and is 3/16" thick.



Bump Stop Shims

Place within the bump stop stack to limit suspension travel. 2" O.D. shims work with most 16mm shocks.



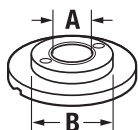
ALL64324

ALL64325

ALL64324..... 1/16" Shim
ALL64325..... 1/8" Shim

Bump Spring Cups

Lightweight bump spring cups are made from 6061-T6 aluminum and have a black anodized finish. Cups feature a bronze bushing allowing the shock shaft to move freely during suspension travel. Cups have a 2" O.D. sized for Hypercoil and most Landrum bump springs. Two are required and should closely match bump spring I.D. size to appropriate bump spring cup step O.D. size from chart. Sold each.



Shaft Sz. "A"	Cup Step OD "B"		
	1.160"	1.200"	1.280"
14mm	ALL64348	ALL64349	ALL64350
1/2"	ALL64352	ALL64353	ALL64354
16mm, 5/8"	ALL64356	ALL64357	ALL64358

Shock Shims

Uniquely designed shock shims are placed directly onto the shock shaft to simplify fine tuning of the chassis without disassembling the shock or even removing the shock from the chassis. Kits include a variety of shim designs and sizes for convenient tuning and set-up.



ALL64404

Size	Starter Kit	Standard Kit	Deluxe Kit
14mm	ALL64400	ALL64402	ALL64404
16mm	ALL64440	ALL64442	ALL64444

Starter Kit

Includes: U-Shaped Shims 1/16" (4 pcs), 1/8" (4 pcs) and 3/8" (2 pcs); Semi-Solid Shims 1/16" (4 pcs) and 1/8" (4 pcs).

Standard Kit

Includes: U-Shaped Shims 1/16" (12 pcs), 1/8" (12 pcs) and 3/8" (6 pcs); Semi-Solid Shims 1/16" (12 pcs) and 1/8" (12 pcs); 2-Piece Collar Shims 1/2" (2 pcs), 3/4" (2 pcs) and 1" (2 pcs); Storage Case.

Deluxe Kit

Includes: U-Shaped Shims 1/16" (12 pcs), 1/8" (24 pcs) and 3/8" (10 pcs); Semi-Solid Shims 1/16" (12 pcs) and 1/8" (24 pcs); 2-Piece Collar Shims 1/2" (6 pcs), 3/4" (6 pcs) and 1" (6 pcs); Storage Case.

Shock Shim Components

U-Shaped Shims - Designed for quick removal and installation into tight stacks and locations where twisting the shim into the stack is not an option or when the car is on the ground. Commonly used for fine tuning the suspension.



ALL64412

Semi-Solid Shims - Designed for quick removal providing a secure installation that will not fall out yet requires 3/4" of space to install or remove. Typically installed when the vehicle is off the ground. Commonly used for fine tuning the suspension.



ALL64416

2-Piece Collar Shims - Designed to attach around the shaft of the shock and secure in place with a zip tie. Commonly used during initial set-up or to take up a large amount of travel.



ALL64420

Description	2-Pack	10-Pack	25-Pack
14mm (.550")			
U-Shaped Shim 1/16"	-	ALL64410	ALL64410-25
U-Shaped Shim 1/8"	-	ALL64412	ALL64412-25
U-Shaped Shim 3/8"	-	ALL64414	ALL64414-25
Semi-Solid Shim 1/16"	-	ALL64416	ALL64416-25
Semi-Solid Shim 1/8"	-	ALL64418	ALL64418-25
2-Piece Collar Shim Kit 1/2"	ALL64420	ALL64420-10	-
2-Piece Collar Shim Kit 3/4"	ALL64422	ALL64422-10	-
2-Piece Collar Shim Kit 1"	ALL64424	ALL64424-10	-
16mm (.630")			
U-Shaped Shim 1/16"	-	ALL64450	ALL64450-25
U-Shaped Shim 1/8"	-	ALL64452	ALL64452-25
U-Shaped Shim 3/8"	-	ALL64454	ALL64454-25
Semi-Solid Shim 1/16"	-	ALL64456	ALL64456-25
Semi-Solid Shim 1/8"	-	ALL64458	ALL64458-25
2-Piece Collar Shim Kit 1/2"	ALL64460	ALL64460-10	-
2-Piece Collar Shim Kit 3/4"	ALL64462	ALL64462-10	-
2-Piece Collar Shim Kit 1"	ALL64464	ALL64464-10	-



2.5" Coil-Over Kits

Kits include everything to assemble one complete shock. Slotted tops allow quick and easy spring changes. Kits are for 2-1/2" coil-over springs and are designed for use with 2" steel bodied shocks unless specified.



ALL64141

Shock	Kit Number	Replacement Top	Replacement 5" Sleeve	Replacement 7" Sleeve	Replacement Adjuster Nut
AFCO					
Kit With 7" Sleeve	ALL64141	ALL64170	ALL64160	ALL64161	ALL64180
Bilstein					
Kit With 7" Sleeve	ALL64143	ALL64171	ALL64162	ALL64163	ALL64180
Fox					
Kit With 7" Sleeve	ALL64130	ALL64177	-	ALL64164	ALL64180
Kit For Track Evolution Series With 7" Sleeve	ALL64131	ALL64177	-	ALL64165	ALL64180
Kit For Aluminum Threaded Body	ALL64132	ALL64177	-	-	-
Integra					
(Avenger) Kit With 7" Sleeve	ALL64158	-	-	-	ALL64180
Kit For Aluminum Threaded Body	ALL64157	-	-	-	-
JRI					
Kit With 7" Sleeve	ALL64136	ALL64178	-	ALL64169	ALL64180
Koni					
Kit With 5" Sleeve	ALL64146	ALL64173	ALL64162	ALL64163	ALL64180
Kit With 7" Sleeve	ALL64147	ALL64173	ALL64162	ALL64163	ALL64180
Penske					
Kit With 7" Sleeve	ALL64149	ALL64174	ALL64162	ALL64163	ALL64180
Pro					
Kit With 7" Sleeve	ALL64151	ALL64175	-	ALL64165	ALL64180
QA1					
(50 Series) Kit With 7" Sleeve	ALL64145	ALL64172	-	ALL64165	ALL64180
Kit For Aluminum Smooth Body w/7" Sleeve	ALL64154	ALL64172	-	ALL64167	ALL64180

Related Products

- ALL64182 2-1/5" C/O Diaper Pin
- ALL64183 Snap Ring Flat (Koni)
- ALL64184 Snap Ring Round
- ALL64186 Snap Ring (Fox)



5" Coil Over Adapter

ALL64185

Aluminum adapter converts existing coil over kit from a 2-1/2" spring to a 5" spring. Adapter inner hole I.D. is 2-1/2" to work with most coil-over sleeves. Sold each, two are typically required.



Thrust Bearing Kits

Bearing kits are placed between the coil spring and the adjuster nut to reduce friction when making adjustments. Kits are recommended for preloaded spring assemblies or when springs require adjustment while they are under pressure. Kits include one bearing and two races.



- ALL64210 2.5" Kit (2.5" I.D. x 3.25" O.D.)
- ALL64212 3" Kit (3.025" I.D. x 3.730" O.D.)
- ALL64214 5" Kit (4.150" I.D. x 5.045" O.D.)

Spring Spacers



Spring Spacers can be used with 2-1/2" coil-over springs or with coil-over kits and 5" adapter when extra spacing is needed.

- ALL64195 1" Spacer
- ALL64196 2" Spacer
- ALL64197 3" Spacer



Mike Harrison

Photo: John Berglund

Spring Pre-Loader

Pre-loader allows use of a softer spring rate that is "pre-loaded" at ride height. The pre-loaded spring will have less rate increase as the suspension travels. For example, a 150 lb./in. spring can be pre-loaded to 400 lbs. at ride height, but still only increases at a rate of 150 lb./in. as suspension travels. The entire unit may also be exchanged with another unit with a different rate spring pre-installed to allow spring rate changes without affecting ride height. Commonly used on the rear coil-overs, pre-loader requires 3" I.D. spring, includes a thrust bearing set and fits most shocks. Note: Unit is typically installed with slotted inner half towards the shock body. Always check components for possible interference.

- ALL64230..... Pre-Loader For 10" Tall Spring
- ALL64232..... Pre-Loader For 12" Tall Spring
- ALL64234..... Pre-Loader For 14" Tall Spring
- ALL64212 Replacement 3" Bearing Set

Related Parts

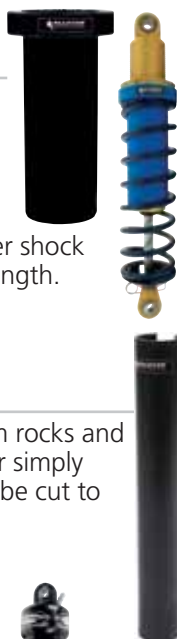
- ALL11187 Pre-Loader Body Wrench
- ALL11188..... Pre-Loader Nut Wrench



Shock Protectors

Plastic shock protectors slide over aluminum threaded body shock to protect against wear from spring. Protector measures 6" from spring seat to end, has an I.D. that measures 2-1/4" and works with all 2-1/2" I.D. springs. Unit should just cover shock body and may need to be cut to specific length.

- ALL64200..... Blue
- ALL64201 Black



Shock Protectors

Shock Protectors add extra protection from rocks and debris to your shock body. Plastic protector simply snaps onto your shock body. May need to be cut to length. Sold each.

- ALL64202..... 2" Standard Body Shocks
- ALL64203..... 1-5/8" Small Body Shocks

Shock And Pull Bar Covers

Neoprene covers help protect from rock damage and to keep components clean while preventing the competition from knowing your secrets. Hook and loop material allows easy cover removal for adjustments. 3" covers are often used for 2-1/2" and 3" coil-over shocks and small diameter upper links. 6" covers work well on 5" springs and pull bar applications.

- ALL64204..... 3" x 14"
- ALL64205..... 3" x 16"
- ALL64206..... 6" x 7"
- ALL64207 6" x 14"
- ALL64208..... 6" x 16"
- ALL64209..... 6" x 20"



Shock Eye Socket ALL64255

The ideal tool for shock rebuilders or anyone that disassembles shocks on a regular basis! Unique socket safely removes and installs the shock rod end without risk of damage to the spherical ball. Steel socket contacts the outer housing of 1/2" rod ends up to .640" wide and has a 1/2" drive for ratchet or impact use.



Shock Inflation Tool ALL64260

Shock inflation tool threads onto shock Schrader valves. Fill valve and 0-300 PSI gauge head rotate independently, 360°, for easy filling and reading. Complete with built-in bleeder and includes a protective storage case.



Shock Workstation

ALL64264

The all-in-one shock workstation holds shock bodies in the upright position for ease of shaft removal or assembly and holds shock shafts vertical or horizontal for easier repairs or revalving. Aluminum construction workstation can be placed in a vise and has 1/4" threaded holes for custom mounting.



Shock Workstation

Base ALL64267

Steel base is helpful when mounting Allstar workstation (ALL64264) in a trailer or to a shop workbench. Mounting hardware included.



Shock Drip Cup ALL64265

No more messy oil soaked rags or shock oil dripping onto the workbench. Shock drip cup has a specially designed rubber seal that conforms to a broad range of shocks and holds cup in place. Fits 1-1/2" to 2-1/8" O.D. shock bodies.



ALL99290..... Replacement Drip Cup Seal

Shock Canister Mounts

At last a shock canister mount that fits all common shock canisters. Aluminum construction mount is rubber padded to protect shock canister and increase holding strength. Adjustable quick release nylon strap will secure any shock canister from 1-1/2" to 3" in diameter.

- ALL64270..... 1-1/4" Tubing
- ALL64269 1-3/8" Tubing
- ALL64271 1-1/2" Tubing
- ALL64272 1-3/4" Tubing

Replacement Parts

- ALL99295..... Release Pin
- ALL99296..... Retainer Strap



Hydraulic 2-1/2" Coil-Over Spring Adjuster **ALL64220**

Weight jack assembly allows driver to adjust car handling while driving. Turning the adjustment knob will extend spring cup up to 7/8" to increase or decrease spring pressure. Assembly includes hydraulic ram, hydraulic pump with adjustment knob, 9' braided hose, and two washers for use with standard or threaded body shocks. Black anodized finish.



Replacement Part

ALL64222..... O-Ring Kit For ALL64220

Coil-Over Eliminator **ALL64100**

Eliminator fits conventional 5" coil springs. Adjuster locks spring into place. Kit includes a threaded shaft, two spring plates, one adjuster, two rod ends and two jam nuts. Easily adjusted with ALL11146 wrench. Not to be used as a suspension limiting device, check maximum travel before use.



Shock Spacers

Steel spacers have a 1/2" I.D. and 3/4" O.D. and can be used in a variety of other locations.

Length	2-Pack	10-Pack
1/4"	ALL64280	ALL64280-10
1/2"	ALL64282	ALL64282-10
5/8"	ALL64283	ALL64283-10
3/4"	ALL64284	ALL64284-10



Shock Extensions

Steel extensions fasten directly to shock shaft for added suspension travel. Sold each.

M12-1.0 Thread (Bilstein)

ALL60096..... 1" Extension
ALL60097..... 2" Extension

7/16"-20 Thread (Fox)

ALL60098..... 1" Extension
ALL60099..... 2" Extension



Shock Racks

Shock rack holds four shocks with 2-1/2" springs and easily mounts to trailer, shop wall or pit cart. Rack is designed to hold shocks in place by pushing shock rod end or eye over the outer O-ring or alternatively, the outer O-ring may be removed to expose a predrilled hole for a hair pin clip such as ALL18442 which are sold separately.



ALL12212..... Standard Rack
ALL12211..... Adjustable Base Rack

Weld-On Shock Brackets

Weld-on shock brackets mount standard and coil-over shocks with 1/2" I.D. inner bushing or 1/2" rod end to chassis as well as many other uses. 1/8" thick mild steel brackets include 1/2" bolt, spacer and locknut.

Notched Tube Mount


Bracket is notched for 1-1/2" - 1-3/4" round tubing to create a gusset style mount that welds on three sides. Notched design positions the bracket perpendicular to the tubing at a 90 degree angle for straight mount and approximately a 75 degree angle for angled mounts.

Straight Mount



ALL60103 Short Single
ALL60104 Long Single
ALL60112 Long Two Position
ALL60113 Extra Long Three Position

Angle Mount



ALL60100 Left Hand Single
ALL60101 Right Hand Single

Round Tube Mount

Bracket welds parallel onto tubing. Typically mounted above or below tubing and includes 1/2" shock mounting hardware. Mounting positions are on 1" centers.



ALL60107 Single
ALL60114 Two Position
ALL60115 Three Position

Flat Mount

Bracket mounts to a flat surface or square tubing.

ALL60106..... Single



Related Parts

ALL99100..... Replacement bolt, locknut, and bushing
ALL99101 Replacement bushing only

Upper Coil-Over Shock Mount Kit

ALL60230

Weld-in kit provides a mounting point for rear coil-over shock mounts in tube, boxed or stock frames with up to 48" between frame rails. Great for drag racing and street applications, kit includes a 48" long, .120" wall x 1-1/2" mild steel tube, reinforced mounting tabs, 2" x 3" end plates and 1/2" hardware.



Clamp-On Shock Brackets

Clamp-on shock brackets mount standard and coil-over shocks with 1/2" I.D. inner bushings to round tubing without welding. Easily add additional mount or pivot mount when experimenting or trying different set-ups. Standard brackets position the shock approximately 1" below the chassis tubing. Drop mount brackets position the shock approximately 2-1/2" below the chassis tubing. Brackets include mounting hardware with nyloc locking nuts.



Clamp-On

- ALL60220..... 1-3/4"
- ALL60221..... 1-1/2"
- ALL60222..... 1-1/4"

Drop Mount Clamp-On

- ALL60224..... 1-3/4"
- ALL60225..... 1-1/2"

1/2" Rod End Mount ALL60073

3/16" thick steel mount with 1/2" holes accepts rod ends up to 5/8" wide. Mount is 1-5/8" tall overall.



Steel Shock Quick Pins

Steel shock quick pins allow coil-over shocks to be quickly serviced or changed. ALL60108 will work with Allstar coil-over brackets eliminating the need for a separate bushing. ALL60109 is commonly used on non-bushing type brackets, but can be used with Allstar brackets along with bushing. Shock quick pins are 2-1/2" long and include a hairpin.

- ALL60108..... Shock Quick Pin With Shoulder
- ALL60109..... Shock Quick Pin Without Shoulder
- ALL18442..... 1-5/8" Replacement Hairpins, 2-Pack



Titanium Shock Quick Pins

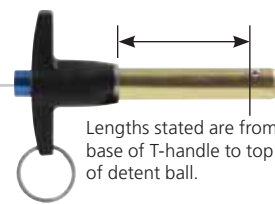
Titanium shock quick pins allow coil-over shocks to be quickly serviced or changed. ALL17120 has a long shoulder and will work with Allstar coil-over brackets eliminating the need for a separate bushing. ALL17121 is commonly used on non-bushing type brackets, but can be used with Allstar brackets along with bushing. Shock quick pins are 2-1/2" long and include a hairpin.

- ALL17120..... Quick Pin With Shoulder
- ALL17121..... Quick Pin Without Shoulder



Quick Release T-Handle Pins

Positive lock quick release pins hold tightly in place until the handle button is depressed allowing the pin to be inserted or removed into or out of a hole with ease. Handles are made from 380 die cast aluminum, shanks are made from 4130 steel. Each pin is equipped with a stainless steel split ring allowing the option to attach a cable assembly.



Lengths stated are from base of T-handle to top of detent ball.

- | | |
|-----------------------------|-----------------------------|
| ALL60300..... 1/4" x 1" | ALL60314..... 3/8" x 3" |
| ALL60301..... 1/4" x 1-1/2" | ALL60318..... 1/2" x 2" |
| ALL60302..... 1/4" x 2" | ALL60320..... 1/2" x 2-1/2" |
| ALL60304..... 5/16" x 1" | ALL60322..... 1/2" x 3" |
| ALL60306..... 5/16" x 2" | ALL60324..... 1/2" x 3-1/2" |
| ALL60308..... 5/16" x 3" | ALL60326..... 5/8" x 2" |
| ALL60310..... 3/8" x 1" | ALL60328..... 5/8" x 2-1/2" |
| ALL60312..... 3/8" x 2" | ALL60330..... 5/8" x 3" |

Quick Pin Lock Collar

Steel lock collar provides a positive lock for quick release pins. Black coated collar with button head machine screw allows attachment of a securing device, like an Allstar lanyard (ALL18461 or ALL18463).



ALL60335

- ALL60335..... 1/2" Collar With 10-32 Screw
- ALL60336..... 5/8" Collar With 1/4"-28 Screw



Coil-Over Load Bolt Assembly

ALL56074

Threaded aluminum bolt is 6" long with 1-1/8"-12 fine threads and is commonly used on big bar soft spring cars. Load bolt offers the ability to easily change corner weights, change the center to center distance of the shock, adjust bump stop distances without adding shims and adjust ride height without running out of shock travel. Commonly used with ALL56098 threaded sleeve.

- ALL56075..... Replacement Shock End



Suspension Limiter

Single bushing suspension limiter is commonly used on the chassis LR or RR to limit travel during acceleration "hike up" and control roll steer. Double bushing limiter is often used on the lift bar to control lift bar travel on deceleration. Bushing design reduces or absorbs shock when suspension is limited and helps reduce tire unloading. Top plate is drilled to attach a 1/2" rod end when used in a shock mount or for attaching to a weight jack bolt with 7/16"-20 internal threads using optional chrome moly stud ALL64304. Clevis has a 3/8" hole for simple attachment to a chain or cables.



- ALL64300..... Single Bushing Limiter
- ALL64302..... Dual Bushing Limiter
- ALL64304..... Chrome Moly Stud With Jam Nut



Limiters Chain Kit

Commonly used to limit rear suspension or lift bar travel. Chain can be easily cut to required length. Shrink sleeve installs over chain and when heated with a heat gun shrinks to keep chain in position and prevent chain from binding or catching on itself.



ALL64312 3/16" Diameter Accepts 3/8" Pin or Bolt
 ALL64314 5/16" Diameter Accepts 1/2" Pin or Bolt

Axle Tube Bracket ALL68324

Bracket clamps around 3" wide axle tubes providing a mounting point for a suspension limiter such as a limiting strap or chain. 1" wide bracket has tabs with 1/2" holes.



Clamp-On Rings


Steel brackets bolt to 3" axle tubes. Choose from five widths in 1-, 2- and 4-bolt designs.



ALL60143 1-Bolt, 5/8" Wide
 ALL60144 2-Bolt, 1" Wide
 ALL60145 2-Bolt, 1-3/4" Wide
 ALL60146 2-Bolt, 2" Wide
 ALL60147 4-Bolt, 3" Wide

Panhard Bars

Panhard bars are formed from 1.250" tubing with 3/4"-16 threads in each end. For use with 3/4" RH rod ends and clamp-on brackets (ALL60180 or ALL60181). Center-to-center length reference is figured including rod ends. Rod ends sold separately.



ALL56146 29" Center-To-Center
 ALL56147 30-1/2" Center-To-Center
 ALL56148 32-3/4" Center-To-Center

Adjustable J-Bar Style Panhard Bars

Bars are formed from 1-1/2" steel tubing and mount to the pinion rather than the axle tube to maintain adequate driveshaft clearance. J-bars have 3/4" rods ends and allow up to 2" of adjustment.



Part No.	Drop	Description
ALL56155	4"	17-1/2"-19-1/2", 6.2 Lbs.
ALL56156	4"	19-1/2"-21-1/2", 6.2 Lbs.
ALL56153	6"	17-1/2"-19-1/2", 6.7 Lbs.
ALL56154	6"	19-1/2"-21-1/2", 7.0 Lbs.

Replacement Parts

ALL99050..... Replacement Threaded Adjuster
 ALL99052..... Adjuster Nut
 ALL58072..... 3/4" Male Moly Rod End

Adjustable Panhard Bar Wrench ALL11192

Wrench is designed to work with adjustable Panhard bars with 1-3/8" adjusters. Shorter than a standard wrench, this wrench is convenient for making adjustments in tight areas.



J-Bar Style Panhard Bar With Rubber Center ALL56157

Adjustable J-bar style Panhard bar has a rubber center to cushion side loading and improve handling. Bar is 1-1/2" dia. steel tubing. Center-to-center length adjusts from 18-1/2" to 23".



Replacement Parts

ALL18440 Washer
 ALL56162 Rubber Bushing
 ALL99051 Threaded Rod

Panhard Bar Spacers

Spaces Panhard bar away from rear mounted power steering, brackets, etc. Aluminum or steel. 3/4" I.D.



ALL56144 Aluminum
 ALL56145 Steel

Cut-To-Fit J-Bar Style Panhard Bars

Cut-to-fit bar is an unwelded kit offering the ability to build a custom length J-Bar with up to a 27" long center to center distance, enough to work with most chassis. Bar is formed from .250" wall, 1-1/2" dia. steel tubing, has a 4" drop, includes a threaded insert and rod ends.



ALL56141 Bar With Standard Rod Ends
 ALL56142 Bar With Aircraft Rod Ends
 ALL56143 Replacement 3/4"-16 Insert



Heavy Duty 3/4" Chrome Moly Rod Ends

Heavy duty or often referred to as "Aircraft Style", these 4130 chrome moly rod ends have larger bodies which make them thirty percent stronger than standard 3/4" rod ends. These rod ends are commonly used on Panhard bars and lower strut rods.



ALL99314 RH Male, 3/4" x 3/4"-16
 ALL99315 RH Female, 3/4" x 3/4"-16

Panhard Bar/Third Link Brackets

Brackets have a built-in arch for adjustment of the Panhard bar or third link angle without changing the length of the arm. Brackets are 1/8" thick. Sold as a pair.



ALL60162... 6-Hole Brackets With 1/2" Holes
 ALL60163... 6-Hole Brackets With 5/8" Holes
 ALL60165... 6-Hole Brackets With 3/4" Holes
 ALL60167... 5-Hole Brackets With 3/4" Holes

ALL60162 ALL60163
 ALL60165

Weld-On Panhard Bar Bracket

ALL60168

Bracket is made from 1/4" steel and has six 3/4" mount holes for Panhard bar. Measures 8-1/2" tall by 2" wide.



Track Bar Locator Brackets

Track bar locator brackets are an ideal bolt-on mounting point for rod ends commonly found on Panhard bars, track bars or rear axle housing track locators. For use with 1/2" diameter rod ends. Available with a 5/8" or 3/4" bracket mounting hole. **NEW!**



ALL60079..... 5/8" Hole, 1" Gap

ALL60089..... 3/4" Hole, 1-3/16" Gap

Steel Radiused Climbing Style Frame Mount Panhard Bar Brackets

Steel climbing style adjuster mounts to chassis square tubing and permits Panhard/J-bar adjustment without removing or realigning spacers or tabs found on other mounts. Radiused slot eliminates the need to re-square the rear end after adjustments.



ALL60237

ALL60239

ALL60236..... For 1-1/2" Tubing, Center Mounting

ALL60238..... For 1-1/2" Tubing, Inside and Outside Mounting

ALL60237..... For 2" Tubing, Center Mounting

ALL60239..... For 2" Tubing, Inside and Outside Mounting

Aluminum Radiused Climbing Style Frame Mount Panhard Bar Brackets

Easily adjust your Panhard bar with only one wrench! Climbing style adjuster allows any amount of adjustment without having to remove or realign any spacer/tabs. Radiused slot so you don't have to re-square the rear end after adjustments. Aluminum brackets fit 2" x 2" tubing.



ALL60247

ALL60246..... Inside/Outside Mounting (Most modifieds and GRT)

ALL60247..... Center/Inside Mounting (Mastersbilt, Barry Wright, Hughes)

ALL60248..... Outside /Center Mounting (Rocket)

ALL60249..... Center Mounting

Clamp-On Panhard Bar Brackets

Adjustable steel or aluminum brackets clamp to square tubing, providing multiple Panhard bar mounting locations. Brackets are tapped for 3/4"-10 bolts. Steel brackets have outer holes 5" apart. Aluminum brackets have outer holes 5.5" apart. Hole measurements are center-to-center.



ALL60240



ALL60245

Steel Brackets

ALL60240..... For 2" x 2" Tubing

ALL60244..... For 1-1/2" x 1-1/2" Tubing

Aluminum Brackets

ALL60243..... Straight, 2.5 Lbs., For 2" x 2" Tubing

ALL60245..... Angled, 2.0 Lbs., For 2" x 2" Tubing

Remote Adjustable Panhard Bar Mounts

Easily adjusted on frame side of Panhard bar, mount has a threaded shaft and fastens to 1-3/4" diameter tubing. Standard mount kit has 2" of adjustment, drop mount kit has 5" of adjustment. Each turn of the shaft moves mount .100". Extension rod may be mounted in rear window or decking for quick, easy adjustments from outside of the car. Mounting hardware and a 3/4" Panhard bar bolt are included.




ALL60270..... Standard Mount Kit

ALL60273..... Drop Mount Kit

Replacement Items:

ALL60272 Extension Rod With Bushing For ALL60270/ALL60273

ALL60274..... Flange Bearing



ALL60270

ALL60273

Internal Screw Style Panhard Bar Adjusters **ALL56152**

A screw bolt style adjuster is welded inside of the tube. When welded in place of current mount, Panhard bar can be easily adjusted by turning the screw bolt. Attach Panhard bar to this adjuster with ALL60183 Clevis (not included). Rear Panhard mount, 21" tall with 3" of Adjustment.



Aluminum Panhard Bar Clevis

Gold anodized aluminum clevis clamps around a chassis tube and connects to the 3/4" rod end on the long end of a J-bar style Panhard bar. After loosening the two Allen bolts, the clamp may be slid up or down on the chassis tube to adjust the bar and change roll center.



ALL60183

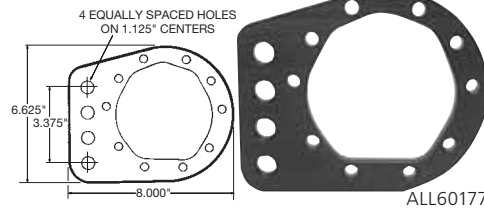
ALL60182..... 1-1/2" I.D.

ALL60183..... 1-3/4" I.D.



Ford 9" Panhard Bar Brackets

Ford center section brackets are 1/2" thick steel or aluminum. Each has four 3/4"-16 mount

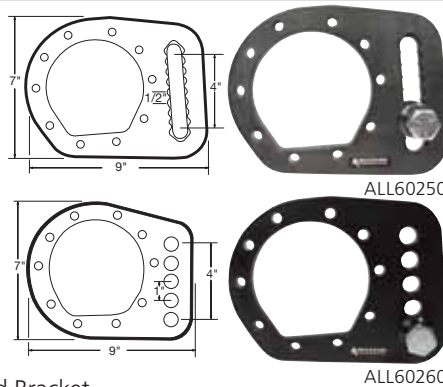


holes to provide 3-3/8" of adjustment. Both have dual patterns and may be flipped to accommodate right- or left-hand Panhard bars. Both attach with five bolts.

- ALL60176 Steel Bracket
- ALL60177 Aluminum Bracket

Ford 9" Chrome Moly Panhard Bar Brackets

Tired of bending Panhard bar brackets? Durable brackets are made of 4140 chrome moly steel and will solve the problem. Available with five holes or slotted. Bolt, nut and spacers included.



- ALL60250 Slotted Bracket
- ALL60260 5-Hole Bracket

Replacement Parts

- ALL60252 3/4"-16 Nut For ALL60250
- ALL60254 Tapered Spacer For ALL60250 And ALL60260
- ALL60256 Bolt Spacer For ALL60250 And ALL60260
- ALL60258 3/4"-16 x 2.75" Bolt For ALL60250
- ALL60266 3/4"-16 x 2.25" Bolt For ALL60260

Double-Sided Ford 9" Panhard Bar Brackets



Double-sided brackets are made of 1/2" steel and accept a right- or left-hand Panhard bar without alteration. Standard thread (3/4"-16") or 3/4" slotted type.

- ALL60173 Slotted Double-Sided
- ALL60175 Threaded Double-Sided
- ALL99040 Replacement Spacer For ALL60173

Ford 9" Panhard Bar Bracket

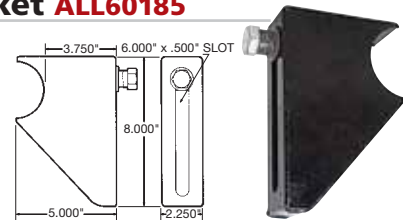
ALL60180

Bracket connects Panhard bar to Ford 9" axle housing. Roll center height can be changed by loosening clamp and pivoting bracket up or down. Measures 7-3/4" from housing to end of bracket, 3/4"-16 threads. Grade 5 hardware with Nyloc nuts included.



Adjustable Panhard Bar Mounting Bracket ALL60185

Bracket welds onto the rear of a 3" steel axle tube to mount a Panhard bar behind the axle housing. A machined 6" slot with a sliding retainer nut makes it possible to change roll center by adjusting Panhard bar angle with only one wrench. Bracket includes a 3" x 3/4"-10 bolt, two 5/16" wide spacers and a flat washer.



Ford 9" Set Up Carrier

ALL14169

Set up carrier takes the place of the gear set on Ford 9" rear end housings and will keep dirt and debris out of the housing. A pinion bracket can be attached to the cover so the J-bar or Panhard bar can be mounted for car transportation. The tip of the handle matches the centerline of the driveshaft U-joint so driveshaft length can be easily measured. Gloss red powder coated finish.



Smart Tool ALL10113


Ensure that chassis tubing is level and plumb when building roll cages or checking driveshaft angles. Also works on trailing arms and suspension tubes when used with ALL10740 Smart Tool Tray. A "hold" button freezes and unfreezes readings which can be displayed as degrees, percentages, or in./ft. at the push of a button. Plus and minus signs indicate when pitch is more or less than that shown on the display. Pitch reads in 1/8 in./ft. increments. Listen and level emits an audible "beep" at level and plumb. The tool shuts off automatically if idle for more than six minutes. Powered by a standard 9 volt battery.



Kevin "Buzzy" Adams

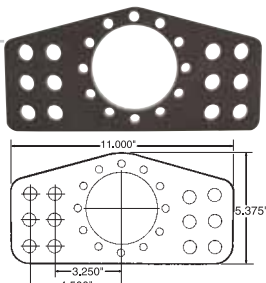
Quick Change 5-Hole Panhard Bar Bracket **ALL60170**

Bracket mounts to all standard quick change rear ends with six bolts. Made of 1/2" thick steel, bracket has five 3/4" Panhard bar mounting holes for up to 5" of adjustment.



Quick Change 12-Hole Panhard Bar Bracket **ALL60174**

Aluminum 12-hole Panhard bar bracket has six 3/4"-16 holes on each side of the pinion and fits all standard quick change rear ends. Bracket is 1/2" thick and is often used on dirt cars.



Quick Change Panhard Bar Bracket **ALL60275**

Replaces the front seal plate/bearing retainer on most quick changes to add 4" of adjustment. Includes yoke seal, O-ring, spacers and 3/4" lock nut.



Replacement Parts

- ALL99112 Stud
- ALL99113 Large Spacer
- ALL99114 Small Spacer
- ALL99115 O-Ring

Quick Change Yoke Seal

Replace leaking or damaged seals in most quick change differentials.

- ALL72145 5/16" Thick
- ALL72144 1/2" Thick
- ALL72143 3/4" Thick



Quick Change Bracket **ALL60181**

Clamp-on bracket mounts on left side tube of quick change to connect Panhard bar. Change roll center height by loosening clamp and pivoting bracket up or down. Measures 11-3/4" from housing to end of bracket 3/4"-16 threads. Grade 5 hardware with Nyloc nuts included.



Climbing Pinion Cover Plate Kit **ALL72078**

Kit includes a 2-piece cover and mounting hardware to reduce mud build-up in the machined pocket area of Allstar aluminum pinion mount Panhard bar brackets.



Quick Change Pinion Mount Panhard Bar Brackets

Pinion mounted brackets have a cam style adjuster for quick and easy setup of the Panhard or J-bar. Single cam adjuster features a cog style adjuster nut and threaded back nut that slides with adjuster for easy single wrench adjustment. Double cam adjuster has cog style front and rear adjusters that are keyed together for smooth adjustments. Aluminum mounts replace the front pinion plate on most quick change rear ends and the steel mount is used with the original pinion plate. Radiused mounting slots eliminate the need to adjust J-bar or Panhard bar length.



- ALL60285 Aluminum Bracket, Single Sided, Single Cam
- ALL60286 Aluminum Bracket, Double Sided, Single Cam
- ALL60287 Single Sided Steel, Double Cam*
- ALL60288 Aluminum Bracket, Single Sided, Double Cam
- ALL60289 Aluminum Bracket, Double Sided, Double Cam

*Steel bracket designed for use with original or factory pinion plate

Quick Change Panhard Bar Bracket **ALL60280**

Bracket has arched serrated slots for easy adjustment. Designed by Scott Bloomquist.



Replacement Part

- ALL60282 Replacement Bolt And Spacers

Quick Change Panhard Bar Bracket **ALL60171**

Double slotted aluminum pinion mount bolts directly to quick change center section for use with a straight bar or Panhard bar. Both slots have serrations and mount includes seal, O-ring, tapered spacer and tanged washer. Anodized black.



Replacement Parts

- ALL99110 Tanged Washer
- ALL99111 Tapered Spacer




Stormy Scott

Photo: Buck Monson




Spring/Bushing Style Pull Bar (Dual Shaft) **ALL56368**

Torque link uses a coil spring to absorb engine torque and increase traction to rear tires. The twin shaft design allows engine torque and brake bushings to be adjusted separately. Unit comes with two purple (60 durometer) engine torque bushings and one red (87 durometer) brake bushing. Other bushings are available for additional tuning options. Unit requires a 5" O.D. x 6-5/8" or 7" tall coil spring, sold separately. Unit is 17" long overall and most commonly used with two 3/4"-16 rods ends (1-RH Female and 1-LH Male) and a 3/4" suspension tube. Subtract 20" from center to center of the chassis mounting distance to determine required tube length. 9.3 lbs., without spring.



Roller Bearing Pull Bar **ALL56158**

Heavy duty spring style pull bar uses a coil spring to absorb engine torque and increase traction to rear tires. Internal roller bearings provide smooth operation and help prevent binding. Unit requires a 5" O.D. x 6-5/8" or 7" tall coil spring, sold separately. Unit is 18-1/2" long overall and most commonly used with a 3/4"-16 LH rod end and a 3/4" suspension tube. Subtract 18-1/2" from center to center of the chassis mounting distance to determine required tube length.




Replacement Parts

ALL56162 Rubber Bushing

Spring/Bushing Style Pull Bar (Single Shaft) **ALL56366**

Torque link uses a combination of coil spring and poly bushings to absorb engine torque and increase traction to rear tires. Ideal for the experienced driver and a car with radical suspension travel. Torque link comes standard with two yellow (75 durometer) poly bushings on the engine torque side and a single red (87 durometer) poly brake bushing. Other bushings are available for additional tuning options. Unit requires a 5" O.D. x 6-5/8" or 7" tall coil spring, sold separately. Unit is 16" long overall and most commonly used with two 3/4"-16 rod ends (1-RH Male and 1-LH Male) and a 3/4" suspension tube. Subtract 19" from center to center of the chassis mounting distance to determine required tube length. 8.5 lbs., without spring.



Bushing Style Pull Bar (Single Shaft) **ALL56364**

Torque link uses energy absorbing polyurethane bushings to absorb engine torque and increase traction to rear tires. Includes two blue (80 durometer) poly bushings on the engine torque side and a single red (87 durometer) poly brake bushing. These durometers work well for a majority of racers, especially those running open class mods such as UMP and USMTS cars. Other bushings are available for unlimited tuning options. Unit is 15-1/2" long overall and most commonly used with two 3/4"-16 rod ends (1-RH Male and 1-LH Male) and a 3/4" suspension tube. Subtract 18-1/2" from center to center of the chassis mounting distance to determine required tube length. 9.23 lbs.




Bushing Style Pull Bar (Dual Shaft) **ALL56363**

Torque link utilizes energy absorbing polyurethane **NEW!** bushings to absorb engine torque and increase traction to rear tires. Includes one orange (55 durometer), one purple (60 durometer) and one blue (80 durometer) poly bushing on the engine torque side. This bushing combination works similar to a progressive spring; the softer bushings collapse at a faster rate than the harder bushings until the unit is solely working on the hardest bushing. A single red (87 durometer) poly brake bushing is also included. The dual shaft design allows engine torque and brake bushings to be adjusted separately. Unit is 17" long overall. Subtract 20" from center to center of the chassis mounting distance to determine required tube length. 10.8 lbs.



Spring Style Pull Bar (Dual Shaft) **ALL56367**

Torque link uses a coil spring to absorb engine torque and increase traction to rear tires. The twin shaft design allows engine torque and brake bushings to be adjusted separately. A single red (87 durometer) poly bushing is included. Other bushings are available for additional tuning options. Unit requires a 5" O.D. x 6-5/8" or 7" tall coil spring, sold separately. Unit is 18-1/2" long overall and most commonly used with two 3/4"-16 rods ends (1-RH Female and 1-LH Male) and a 3/4" suspension tube. Subtract 21-1/2" from center to center of the chassis mounting distance to determine required tube length. 8.5 lbs., without spring.



Poly Bushings

Poly bushings are designed for racing and work great in pull bars (torque links) and bump stops. Bushings' progressive rate, starts soft and quickly "ramps up." Bushings provide excellent performance when loaded, offering good abrasion and solvent resistance. Sold each.



ALL56374

Part No.	Color	Hardness	O.D.	I.D.	Height
ALL56369	Green	50	2.25"	.75"	1.06"
ALL56370	Purple	60	2.25"	.75"	1.06"
ALL56372	Yellow	75	2.25"	.75"	1.06"
ALL56373	Blue	80	2.25"	.75"	1.06"
ALL56374	Red	87	2.25"	.75"	1.06"
ALL56375	Orange	55	3.375"	.75"	2.50"
ALL56376	Yellow	75	3.375"	.75"	2.50"
ALL56378	Blue	80	3.375"	.75"	2.50"
ALL56379	Red	87	3.375"	.75"	2.50"

Bushing Washers

Required between poly bushings when stacking for optimum performance.



ALL99178 Steel Washer For 2-1/4" Bushings
 ALL99179 Aluminum Washer For 2-1/4" Bushings

Third Link Assembly Without Bushings ALL56390



Third link assembly designed to increase traction to rear tires uses interchangeable polyurethane bushings (sold separately, two required) to absorb energy under acceleration and braking. Bushings can be quickly changed to adjust to changing track conditions. Assembly is 2-1/4" wide x 3" tall and has a 3/4"-16 RH chrome moly stud for attaching a suspension tube. 3/4" I.D. inner steel bushings are stepped to keep link centered in poly bushings. A good starting point is a 70 durometer acceleration bushing and 90 durometer brake bushing.

ALL56391 Half Bushing Green, 50 Durometer
 ALL56392 Half Bushing Orange, 60 Durometer
 ALL56393 Half Bushing Yellow, 70 Durometer
 ALL56394 Half Bushing Blue, 80 Durometer
 ALL56395 Half Bushing Red, 90 Durometer

Rubber Bushings

Bushings absorb torque from rear end and may also be used as replacement in other applications. Sold each.



ALL56161

ALL56162

ALL56161 3" O.D., 1-1/2" Tall, 5/16" Shoulder
 ALL56162 3" O.D., 1-1/2" Tall, No Shoulder



Dale McDowell

Photo: Jim DenHamer

Torque Absorber ALL56165

Steel torque absorber may be used as the upper third link, right rear trailing arm or Panhard bar to increase traction. Measures 7-1/2" between jam nuts and 10-3/8" end to end. Accepts 3/4" rod ends or suspension tubes.



Replacement Parts



ALL99010 Thru-Bolt
 ALL56164 Bushing (Each)
 ALL56167 End Stud
 ALL99011 Washer
 ALL99012 Barrel
 ALL99011 Barrel
 ALL99012 End Cap

Upper Third Links

Aluminum spring-loaded torque absorbers replace the upper solid link on the rear suspension for extra traction off the corner. Order 3/4" rod ends separately.



ALL56168 Unit With 800 Lb. Blue Spring
 ALL56169 Unit With 1,000 Lb. Red Spring
 ALL56171 Unit With 1,600 Lb. Gold Spring
 ALL56170 Unit With 2,300 Lb. Green Spring

Panhard Bar/Third Link Brackets

Brackets have a built-in arch for adjustment of the Panhard bar or third link angle without changing the length of the arm. Brackets are 1/8" thick. Sold as a pair.

ALL60162 6-Hole With 1/2" Holes
 ALL60163 6-Hole With 5/8" Holes
 ALL60165 6-Hole With 3/4" Holes
 ALL60167 5-Hole With 3/4" Holes



ALL60167

Weld-On

Panhard Bar Bracket ALL60168

Bracket is made from 1/4" steel and has six 3/4" mount holes for Panhard bar. Measures 8-1/2" tall by 2" wide.

Upper Link Chassis Brackets

Weld-on brackets have curved 3/4" slots to maintain pinion angle as the 3rd link is raised or lowered. Both brackets are notched for 1-3/4" round tubing and are 3/16" thick.



ALL60065

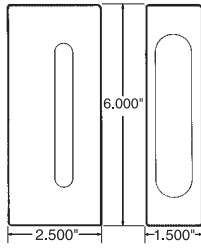
ALL60066

ALL60065 Short
 ALL60066 Long

Slider Boxes

Slider boxes weld to the chassis and provide an adjustable mount for trailing arms, Panhard bars and upper links.

Boxes are constructed of .120" wall material and are 1-1/2" wide x 2-1/2" deep x 6" tall with a 4" slot that provides 3" of adjustment.



ALL60186..... 4" x 1/2" Slot
 ALL60188..... 4" x 3/4" Slot

See Page 201 For Additional Slider Box Components

Quick Change Upper Link Brackets

ALL60154

Bracket attaches to top of quick change and accepts upper link. Aluminum bracket is 1/4" thick, gold anodized and has a 3/4" x 4-1/2" slot for quick adjustment. Sold in pairs.



ALL60152

1/4" thick aluminum bracket with 3/4" x 3" slot bolts to top of quick change to accept upper link. Sold in pairs.




ALL60150

Bracket attaches to top of quick change and accepts upper link. Steel bracket has three 3/4" holes, 3" to the rear for forward traction. Sold in pairs.



ALL60156

Bracket attaches to top of most quick change rear end center section. Steel bracket is 3/16" thick and provides multiple mounting locations for 90/10 shock, upper link, third link or pull bar. Sold in pairs.



Upper Link Spacer Kits

Kits with multiple spacers allow the top link to be positioned where ever needed between brackets. Spacers have a 3/4" I.D. hole. Kits include bolt, nut and spacers.



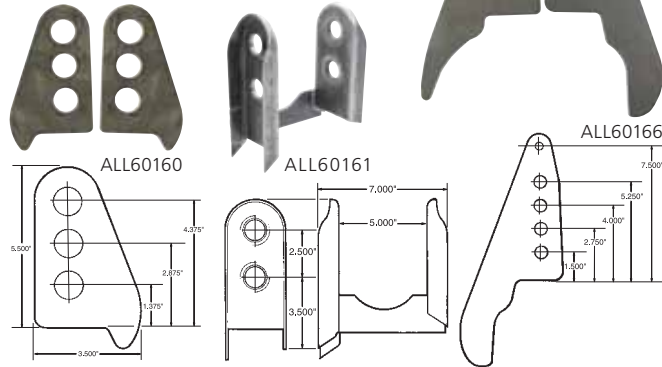
ALL60148..... Spacer Kit With Steel Spacers

ALL60158..... Spacer Kit With Aluminum Spacers

Ford 9" Upper Link Brackets


Ford 9" housing brackets provide a mounting point for upper link. Weld-on brackets fit standard steel Ford housings.

ALL60160... 1" Dia. Holes, Sold In Pairs
 ALL60161... 1" Dia. Holes, One Required
 ALL60166... 3/4" Dia. Holes, Set Of 2



Ford 9" Upper Link Brackets ALL60157

Brackets are designed to weld to most Ford 9" style center sections. Steel brackets are 3/16" thick and provide multiple mounting locations for 90/10 shock, upper link, third link or pull bar. Sold as a set.



Shock And Pull Bar Covers

Neoprene covers help protect from rock damage and keep components clean while preventing the competition from knowing your secrets. Hook and loop material allows easy cover removal for adjustments. 3" covers are often used for 2.5" and 3" coil-over shocks and small diameter upper links. 6" covers work well on 5" springs and pull bar applications.

ALL64204..... 3" x 14"
 ALL64205..... 3" x 16"

ALL64206..... 6" x 7"
 ALL64207..... 6" x 14"
 ALL64208..... 6" x 16"
 ALL64209..... 6" x 20"



Darrell Lanigan

Photo: Tyler Carr

90/10 Shock Brackets

ALL60026

Brackets weld to the chassis to mount a shock between the chassis and the differential to control "unloading" during deceleration of hard braking. 1/8" thick steel brackets fit 1-1/2" dia. tubing and have four 1/2" holes spaced 1" apart. Sold in pairs.



90/10 Spacer Kits

Kits with multiple spacers allow positioning of the 90/10 shock where ever needed between brackets. Spacers have a .500" I.D. hole. Kits include bolt, nut and spacers.

ALL60149 Spacer Kit With Steel Spacers

ALL60159 Spacer Kit With Aluminum Spacers



Aluminum Suspension Tubes

Clear anodized tubes have a machined wrench flat on one end for ease of adjustment. Tubes have .156" wall thickness, are available in two diameters and a variety of lengths. The 56400 series tubes are 7/8" in diameter and both ends are tapped 5/8", one RH and LH. The 56500 series tubes are 1" in diameter and both ends are tapped 3/4", one RH and one LH. 6061-T6 material.



Length	5/8" Thread	3/4" Thread	Length	5/8" Thread	3/4" Thread
5"	ALL56405	ALL56505	18"	ALL56418	ALL56518
6"	ALL56406	ALL56506	19"	ALL56419	ALL56519
7"	ALL56407	ALL56507	20"	ALL56420	ALL56520
8"	ALL56408	ALL56508	21"	ALL56421	ALL56521
9"	ALL56409	ALL56509	22"	ALL56422	ALL56522
10"	ALL56410	ALL56510	23"	-	ALL56523
11"	ALL56411	ALL56511	24"	-	ALL56524
12"	ALL56412	ALL56512	25"	-	ALL56525
13"	ALL56413	ALL56513	26"	-	ALL56526
14"	ALL56414	ALL56514	27"	-	ALL56527
15"	ALL56415	ALL56515	28"	-	ALL56528
16"	ALL56416	ALL56516	29"	-	ALL56529
17"	ALL56417	ALL56517	30"	-	ALL56530

Unthreaded 72" Suspension Tubes

72" long 6061-T6 aluminum tubes have a .156" wall.

ALL56472 7/8" O.D. Tube For 5/8" Rod Ends

ALL56572 1" O.D. Tube For 3/4" Rod Ends



Dennis Erb, Jr.

Photo: Jim DenHamer

Aluminum Hex Suspension Tubes

Used in steering and suspension systems, hex tubes are easy to install and easy to adjust. Available in 7/8" hex with 5/8" threads tapped RH and LH, and 1-1/8" hex with 3/4" threads tapped RH and LH, tubes are black anodized for appearance and corrosion resistance. 6061-T6 material.



Length	5/8" Thread	3/4" Thread	Length	5/8" Thread	3/4" Thread
3"	-	ALL56703	21"	ALL56621	ALL56721
4"	-	ALL56704	22"	ALL56622	ALL56722
5"	-	ALL56705	23"	-	ALL56723
6"	-	ALL56706	24"	-	ALL56724
7"	ALL56607	ALL56707	25"	-	ALL56725
8"	ALL56608	ALL56708	26"	-	ALL56726
9"	ALL56609	ALL56709	27"	-	ALL56727
10"	ALL56610	ALL56710	28"	-	ALL56728
11"	ALL56611	ALL56711	29"	-	ALL56729
12"	ALL56612	ALL56712	30"	-	ALL56730
13"	ALL56613	ALL56713	32"	-	ALL56732
14"	ALL56614	ALL56714	34"	-	ALL56734
15"	ALL56615	ALL56715	36"	-	ALL56736
16"	ALL56616	ALL56716	38"	-	ALL56738
17"	ALL56617	ALL56717	40"	-	ALL56740
18"	ALL56618	ALL56718	42"	-	ALL56742
19"	ALL56619	ALL56719	44"	-	ALL56744
20"	ALL56620	ALL56720			

Unthreaded 72" Hex Suspension Tubes

ALL56672 72" x 7/8" Hex For 5/8" Rod Ends

ALL56772 72" x 1-1/8" Hex For 3/4" Rod Ends

Aluminum Suspension Tubes

Swaged 1-1/8" O.D. tubes are built from .156" wall tubing and have 5/8" RH and LH threads.



Length	5/8" Thread Black Anodized	5/8" Thread Polished Aluminum
10"	ALL56806-10	ALL56807-10
11"	ALL56806-11	ALL56807-11
12"	ALL56806-12	ALL56807-12
12-1/2"	ALL56806-125	ALL56807-125
13"	ALL56806-13	ALL56807-13
13-1/2"	ALL56806-135	ALL56807-135
14"	ALL56806-14	ALL56807-14
14-1/2"	ALL56806-145	ALL56807-145
15"	ALL56806-15	ALL56807-15
16"	ALL56806-16	ALL56807-16
17"	ALL56806-17	ALL56807-17
18"	ALL56806-18	ALL56807-18
18-1/2"	ALL56806-185	ALL56807-185
19"	ALL56806-19	ALL56807-19
19-1/2"	ALL56806-195	ALL56807-195
20"	ALL56806-20	ALL56807-20
20-1/2"	ALL56806-205	ALL56807-205
21"	ALL56806-21	ALL56807-21
21-1/2"	ALL56806-215	ALL56807-215
22"	ALL56806-22	ALL56807-22
22-1/2"	ALL56806-225	ALL56807-225
23"	ALL56806-23	ALL56807-23
23-1/2"	ALL56806-235	ALL56807-235
24"	ALL56806-24	ALL56807-24
24-1/2"	ALL56806-245	ALL56807-245

Steel Suspension Tubes

Swaged D.O.M. tubes are black zinc coated.
 3/4" O.D. tubes are .065" thick.
 7/8" O.D. tubes are .083" thick.
 1" O.D. tubes are .095" thick.



Length	1/2" Thread 3/4" O.D.	5/8" Thread 7/8" O.D.	3/4" Thread 1" O.D.
4"	ALL57052	ALL57152	-
4-1/2"	-	ALL57153	-
5"	ALL57054	ALL57154	ALL57254
5-1/2"	-	ALL57155	-
6"	ALL57056	ALL57156	ALL57256
6-1/2"	-	ALL57157	-
7"	ALL57058	ALL57158	ALL57258
7-1/2"	-	ALL57159	-
8"	ALL57060	ALL57160	ALL57260
8-1/2"	-	ALL57161	-
9"	ALL57062	ALL57162	ALL57262
10"	ALL57064	ALL57164	ALL57264
11"	ALL57066	ALL57166	ALL57266
11-1/2"	-	ALL57167*	-
12"	ALL57068	ALL57168	ALL57268
12-1/2"	-	ALL57169	-
13"	ALL57070	ALL57170	ALL57270
13-1/2"	-	ALL57171	-
14"	ALL57072	ALL57172	ALL57272
14-1/2"	-	ALL57173	-
15"	ALL57074	ALL57174	ALL57274
15-1/2"	-	ALL57175	-
16"	ALL57076	ALL57176	ALL57276
17"	ALL57078	ALL57178	ALL57278
18"	ALL57080	ALL57180	ALL57280
19"	ALL57082	ALL57182	ALL57282
20"	ALL57084	ALL57184	ALL57284
21"	ALL57086	-	ALL57286
22"	ALL57088	-	ALL57288
23"	ALL57090	-	ALL57290
24"	ALL57092	-	ALL57292
25"	ALL57094	-	ALL57294
26"	ALL57096	-	-
27"	ALL57098	-	-
28"	ALL57099	-	-

*NEW!

Heavy Duty 5/8" Suspension Tubes

Heavy duty tubes **NEW!** are built from .160" wall x 7/8" O.D. 1026 chrome moly tubing and have 5/8" LH and RH threads.



- ALL57350..... 8" Long
- ALL57352..... 9" Long
- ALL57354..... 10" Long
- ALL57356..... 11" Long
- ALL57358..... 12" Long
- ALL57360..... 13" Long
- ALL57362..... 14" Long
- ALL57364..... 15" Long
- ALL57366..... 16" Long
- ALL57368..... 17" Long
- ALL57370..... 18" Long
- ALL57372..... 19" Long
- ALL57374..... 20" Long

Bent Steel Suspension Tubes

Bent tubes work in place of standard suspension tubes for additional clearance around suspension components. Tubes are constructed of .160" wall tubing with 5/8"-18LH threads on the straight 7/8" O.D. steel end and 5/8"-18RH threads on the curved end.



- ALL57008..... 10" Long
- ALL57010..... 11" Long
- ALL57012..... 12" Long
- ALL57013..... 12-1/2" Long
- ALL57014..... 13" Long
- ALL57015..... 13-1/2" Long
- ALL57016..... 14" Long
- ALL57017..... 14-1/2" Long
- ALL57018..... 15" Long
- ALL57019..... 15-1/2" Long
- ALL57020..... 16" Long
- ALL57021..... 16-1/2" Long
- ALL57022..... 17" Long
- ALL57024..... 18" Long
- ALL57026..... 19" Long
- ALL57028..... 20" Long

Threaded Tubing Ends

Chrome moly 4130 steel tubing ends are ideal for building custom length suspension tubes. Available in RH and LH threads.



Thread Size	Tube End Tubing Size	Tube End Insert O.D.	RH Part No.	LH Part No.
10-32	3/8" x .058"	.259"	ALL22500	-
5/16"-24	1/2" x .058"	.384"	ALL22504	-
3/8"-24	5/8" x .058"	.509"	ALL22508	ALL22509
3/8"-24	3/4" x .058"	.634"	ALL22512	ALL22513
1/2"-20	7/8" x .058"	.759"	ALL22518	ALL22519
1/2"-20	1" x .058"	.884"	ALL22522	ALL22523
1/2"-20	1" x .065"	.870"	ALL22526	ALL22527
1/2"-20	1-1/8" x .058"	1.00"	ALL22530	ALL22531
5/8"-18	1" x .058"	.884"	ALL22534	ALL22535
5/8"-18	1" x .095"	.810"	ALL22538	ALL22539
5/8"-18	1-1/4" x .095"	1.060"	ALL22542	ALL22543†
5/8"-18	1-1/4" x .120"	1.010"	ALL22546	ALL22547†
3/4"-16	1-1/4" x .065"	1.120"	ALL22548	ALL22549†
3/4"-16	1-1/4" x .095"	1.060"	ALL22550	ALL22551†
3/4"-16	1-1/4" x .120"	1.010"	ALL22554	ALL22555†
3/4"-16	1-3/8" x .095"	1.185"	ALL22558	ALL22559†

†Tube end has built-in hex for adjusting.

Smart Tool ALL10113

Ensure that chassis tubing is level and plumb when building roll cages or checking driveshaft angles. Powered by a standard 9 volt battery.



Smart Tool Tray ALL10740

Aluminum tray is a nice addition when using Smart Tool on 7/8" and 1" O.D. trailing arms or suspension tubes. Plastic clips allow tray to snap to tube when in tight areas. A bubble level helps provide accurate readings.



Rod Ends

Two-piece spherical rod ends have a pivoting steel ball and are sold each.



Bore x Thread	RH Male	LH Male	RH Female	Strength
Standard Series Steel				
1/4" x 1/4"-28	ALL58004	ALL58014	ALL58034	2,835 Lbs
5/16" x 5/16"-24	ALL58005	ALL58015	ALL58035	4,517 Lbs
3/8" x 3/8"-24	ALL58006	ALL58016	ALL58036	6,323 Lbs
1/2" x 1/2"-20	ALL58008	ALL58018	ALL58038	10,046 Lbs
5/8" x 5/8"-18	ALL58010	ALL58020	ALL58040	15,488 Lbs
3/4" x 3/4"-16	ALL58012	ALL58022	ALL58042	15,894 Lbs
3/4" x 3/4"-16‡	ALL58013‡	-	-	15,894 Lbs
Pro Series Steel (Moly) – Black				
1/2" x 1/2"-20	ALL58058	ALL58068	-	17,000 Lbs
1/2" x 5/8"-18	ALL58059	ALL58069	-	19,300 Lbs
5/8" x 5/8"-18	ALL58060	ALL58070	-	18,000 Lbs
3/4" x 3/4"-16	ALL58062	ALL58072	-	25,000 Lbs
Pro Series Steel (Moly) – Black (PTFE Lined)				
1/2" x 5/8"-18	ALL58079	ALL58084	-	17,650 Lbs
5/8" x 5/8"-18	ALL58080	ALL58085	-	15,200 Lbs
3/4" x 3/4"-16	ALL58082	ALL58086	-	21,400 Lbs
Aluminum – Black				
1/2" x 1/2"-20	ALL58088	ALL58098	-	7,700 Lbs
1/2" x 5/8"-18	ALL58089	ALL58099	-	15,000 Lbs

‡ALL58013 has an oversized hole and is for use with steering shaft tubing.

Heavy Duty 3/4" Chrome Moly Rod Ends

Heavy duty or often referred to as "Aircraft Style", these 4130 chrome moly rod ends have larger bodies which make them thirty percent stronger than standard 3/4" rod ends. These rod ends are commonly used on Panhard bars and lower strut rods.

ALL99314 RH Male, 3/4" x 3/4"-16
 ALL99315 RH Female, 3/4" x 3/4"-16



3/4" Solid Rod End ALL58112

Solid rod ends are built using 1045 steel and are then chrome plated for added wear resistance. End has a body width of 7/8" to match the width of standard rod ends.



Jam Nuts - Standard Hex

Allstar Jam Nuts have many uses. Great for locking rod ends tightly on suspension tubes or rack and pinion steering units. Package of 4, unless noted.



Size	Steel	Aluminum
1/4"-28 RH	ALL18250	-
1/4"-28 LH	ALL18251	-
5/16"-24 RH	ALL18252	-
5/16"-24 LH	ALL18253	-
3/8"-24RH	ALL18254	ALL18274
3/8"-24 LH	ALL18255	ALL18275
7/16"-20 RH	ALL18256	ALL18276
7/16"-20 LH	ALL18257	ALL18277
1/2"-20 RH	ALL18258	ALL18278
1/2"-20 LH	ALL18259	ALL18279
5/8"-18 RH	ALL18260	ALL18280
5/8"-18 LH	ALL18261	ALL18281
3/4"-16 RH	ALL18262	ALL18282
3/4"-16 LH	ALL18263	ALL18283
3/4"-10 RH	ALL18264†	-
7/8"-9 RH	ALL18266† (Sway Bar Adj. Nut)	-
1"-8 RH	ALL56110† (Jack Bolt Nut)	-


†Sold Each.

‡Commonly used with UBM35-1107, 3/4"-10 jack bolt.

Steel Jam Nut Assortments

Assortments contain five each of 1/4"-20, 5/16"-24, 3/8"-24, 7/16"-20, 1/2"-20, 5/8"-18 and 3/4"-16 jam nuts with standard hex size.

ALL18290 35 Asst. RH Jam Nuts
 ALL18291 35 Asst. LH Jam Nuts



Jam Nuts - Small Hex

Specialty jam nuts have smaller outside diameters allowing smaller wrenches to be used when changing radius rod lengths. Example: with 1/2" bolts the same 3/4" wrench can be used to adjust radius rod or mounting hole locations. Package of 4.



Thread Size	Wrench Size	Steel	Alum.	Black Alum.
5/8"-18 RH	3/4"	ALL18292	ALL18296	ALL18286
5/8"-18 LH	3/4"	ALL18293	ALL18297	ALL18287
3/4"-16 RH	15/16"	ALL18294	ALL18298	ALL18288
3/4"-16 LH	15/16"	ALL18295	ALL18299	ALL18289



Kyle Kleiman

Photo: Mike Reusche



Cody Kleiman

Photo: Mike Reusche

High Misalignment Reducer Spacers

Dual purpose spacers reduce fastener size mounting hole and allow the rod end to rotate more than 30 degrees in each direction which is 25% more than most standard spacers. Stainless steel spacers resist rust and corrosion. Package of 2.



Rod End Size	I.D.	O.D. "A"	Length "B"	Overall Width "C"	Part No.
5/8"	1/2"	.750"	.465"	1.68"	ALL18785
3/4"	1/2"	.890"	.475"	1.825"	ALL18786
3/4"	5/8"	.890"	.475"	1.825"	ALL18787

5/8" Rod End Reducer Spacers

Reducer spacers fit into 5/8" rod ends, reducing the hole size for 1/2" hardware while also spacing the rod end away from chassis brackets. Standard spacers are 3/4" O.D. and flanged spacers have 1" O.D. flanges to help support rod end. Size referenced indicates the amount of space between rod end pivot ball and chassis bracket. Package of 2.

Standard Spacers

ALL18615..... Aluminum, 1/2"
ALL18617..... Aluminum, 1"

Flanged Spacers

ALL18611..... Aluminum, 1/4"
ALL18613..... Aluminum, 1/2"
ALL18610 Steel, 1/4"
ALL18612..... Steel, 1/2"



Rod End Reducer Bushings

Steel bushings reduce the rod end pivot ball I.D. to accept a smaller bolt size.



O.D. To I.D.	2-Pack	10-Pack
1/2" To 3/8"	ALL18565	ALL18565-10
5/8" To 1/2"	ALL18566	ALL18566-10
3/4" To 1/2"	ALL18567	ALL18567-10
3/4" To 5/8"	ALL18568	ALL18568-10

Shock Spacers

Steel spacers have a 1/2" I.D. and 3/4" O.D. and can be used in a variety of other locations.



Length	2-Pack	10-Pack
1/4"	ALL64280	ALL64280-10
1/2"	ALL64282	ALL64282-10
5/8"	ALL64283	ALL64283-10
3/4"	ALL64284	ALL64284-10

Aluminum Flat Spacers

Flat spacers are great for shimming and adding additional clearance to brackets for brake calipers, power steering, alternators, dry sump pumps or just about anything to help with alignment issues. Package of 2.



Thickness	3/8" I.D. (11/16" O.D.)	1/2" I.D. (1" O.D.)
1/8"	ALL18740	ALL18760
1/4"	ALL18742	ALL18762
3/8"	ALL18744	ALL18764
1/2"	ALL18746	ALL18766

Tapered Spacers

Universal spacers have many uses including spacing rod ends on linkages to prevent binding or just to provide clearance. Spacers provide a finished look when fitting body panels or spacing components away from floors and firewalls. Package of 2.



I.D.	Small O.D.	Large O.D.	Length	Steel	Aluminum
1/4"	.345	.500	1/4"	-	ALL18700
			1/2"	-	ALL18702
5/16"	.475	.625	1/4"	-	ALL18706
			1/2"	-	ALL18708
3/8"	.525	.680	1/4"	-	ALL18712
			1/2"	-	ALL18714
			1"	-	ALL18716
1/2"	.740	.995	1/4"	ALL18570	ALL18590
			3/8"	ALL18571	-
			1/2"	ALL18572	ALL18592
			3/4"	ALL18574	ALL18594
			1"	ALL18576	ALL18596
5/8"	.825	.995	1-1/2"	ALL18578	ALL18595
			1/4"	ALL18580	ALL18597
			1/2"	ALL18582	ALL18598
			3/4"	ALL18584	ALL18599
3/4"	.950	1.125	1"	ALL18586	-
			1-1/2"	ALL18585	-
			1/2"	ALL18587	-
			3/4"	ALL18588	-
			1"	ALL18589	-

QC Axle Tube Support Brackets

Brackets provide mounting points for a strut rod assembly to help eliminate flex found in quick change rear ends. ALL68320 attaches to the side bell bolts on most quick change rear ends. ALL68322 has tabs with 1/2" holes and mounts directly onto a 3" axle tube.



ALL68320..... Center Section Mount
ALL68322..... Axle Tube Mount



Lift Bar Retainer Clamp ALL68325

Bracket clamps around 3" axle tubes providing a mounting point for a lift bar support rod. 1" wide bracket has angled tabs with 1/2" holes for mounting a strut rod with 1/2" rod ends.



Universal Lift Bar for Modifieds

ALL68310

Steel lift bar has 5th coil adjustments from 26" to 34" in 1" increments and is raised 2-1/2" for additional center section frame clearance. Accepts 5/8" RH rod ends (not included).



NEW!

QC Lift Bar Brackets

Brackets mount to Quick Change rearends and accept most popular lift bars. Steel brackets are black, aluminum brackets are plain. Package of 2.

NEW!



ALL68314



ALL68317

- ALL68314 Steel Lowers With 5/8" Mounting Hole
- ALL68315 Steel Lowers With 3/4" Mounting Hole
- ALL68316 Steel Uppers With 5/8" Mounting Hole
- ALL68317 Aluminum Uppers With 5/8" Mounting Hole
- ALL68318 Aluminum Uppers With 3/4" Mounting Hole

5th Coil Mount **ALL60218**

1-1/2" aluminum bracket bolts in the center of the chassis to mount a 5th coil shock assembly.

NEW!



Spring not included.

6th Coil Assembly **ALL64315**

Unit bolts in the center of the chassis to 1-1/2" tubing and the bottom connects to the front of a lift bar using the supplied chain. Accepts a 4" tall by 2-1/2" I.D. coil over spring.

Brake Floater Brackets

Steel brackets for use on the left rear suspension with GM metric calipers.

NEW!



- ALL42187 Bracket With Liner
- ALL42188 Bracket With 2 Bearings

ALL42187



Nicole Spalding

Steel Bird Cages With Roller Bearings

Steel bird cages are compatible with many types of race cars using four link rear suspension and feature double shear radius rod mounting brackets for increased strength and reduced flexing. Maintenance free sealed roller bearings provide smooth action through entire suspension range. Kits have multiple shock mounting locations with swivel and solid mounts and also include high misalignment bushings which allow additional radius rod travel to help prevent binding under severe angles. Use with machined axle tubes.



ALL60400



ALL60402

Bird cages with 3.004" bearing provide a more precise fit but additional machining to the axle tube may be required.

- ALL60400 LH With 3.004" Bearing
- ALL60402 RH With 3.004" Bearing

Bird cages with 3.008" bearing are the most popular and require less work for installation.

- ALL60404 LH With 3.008" Bearing
- ALL60406 RH With 3.008" Bearing

Replacement Parts

- ALL99330 Shock Bracket With Swivel Clevis Mount And Spacers
- ALL99331 Shock Swivel Clevis With Spacers
- ALL99332 Shock Clevis Spacers, 1-Pair
- ALL99334 Shock Bracket With Stud Mount And Spacers
- ALL72330 Bird Cage Bearing 3.004"
- ALL72332 Bird Cage Bearing 3.008"

Birdcage Bearings

Replacement bearings for Allstar Performance birdcages and many other brands.

- ALL72330 3.004"
- ALL72332 3.008"

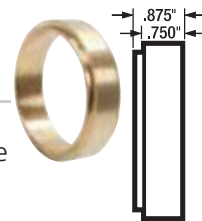


ALL72332

Bronze Birdcage Bushing

ALL72334

Bronze birdcage bushing offers an alternate option when replacing birdcage bearings. Bushing is .875" wide with a 3.015" I.D. and a 3.825" O.D. Sold each.



Retainer Clamps

Steel clamps are designed to fit around 3" O.D. axle tubes. Powder coated black finish.



Lightweight

Heavy Duty

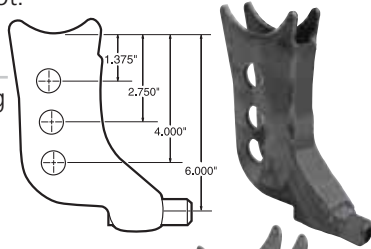
Part No.	Description	Width	Thickness	Mounting Hardware
ALL68326	Lightweight	1/2"	1/8"	1/4"
ALL68328	Lightweight	5/8"	1/8"	3/8"
ALL68327	Heavy Duty	1/2"	1/4"	3/8"

Weld-On Trailing Arm Brackets

Weld lower rear mount brackets to 3" axle tube to mount coil-overs and trailing arms. Brackets are 1/4" thick steel with 1/2" shock hole. Available with either 3/4" trailing arm holes or a 2" long slot.

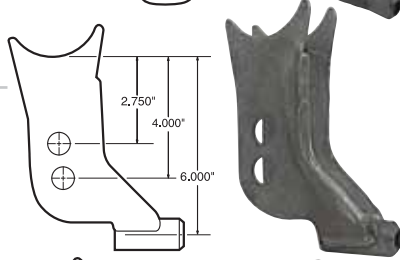
ALL60122

Bracket with three trailing arm holes.



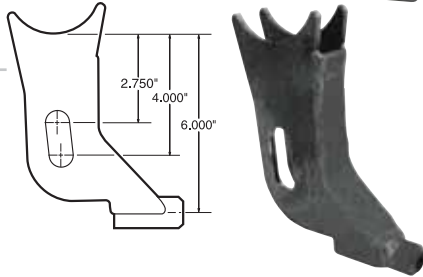
ALL60126

Bracket with two trailing arm holes.



ALL60128

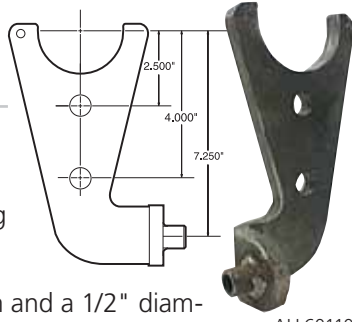
Bracket with 2" slot.



Weld-On Trailing Arm/ Shock Brackets

Flame cut, 1/2" thick steel brackets weld to 3" diameter axle tube providing mounting points for trailing arm and shock. Brackets have two 3/4"-10 threaded holes to mount trailing arm and a 1/2" diameter hole with spacer for mounting a shock.

ALL60110 LH Bracket
ALL60111 RH Bracket



ALL60110

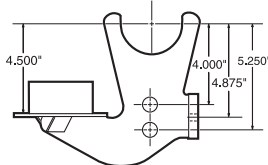
Weld-On Trailing Arm/ Spring Brackets

Flame cut, 1/2" thick steel brackets weld to 3" diameter axle tube providing mounting points for trailing arm, shock and a 5" conventional coil spring. Brackets have two 3/4"-10 threaded holes to mount trailing arm and a 1/2" diameter hole with spacer for mounting a shock. Spring mount is positioned 3" below axle tube.

ALL60120 LH Bracket
ALL60121 RH Bracket



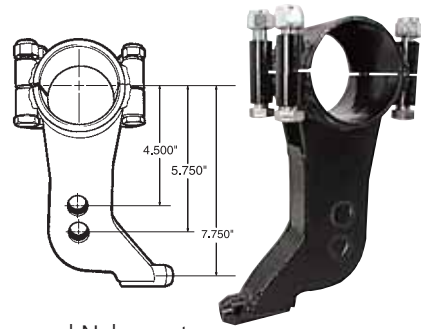
ALL60120



Clamp-On Trailing Arm Brackets

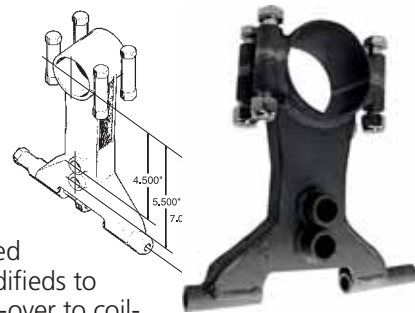
Steel brackets clamp on 3" axle tube for attachment of coil-over shocks and trailing arms. Available with two 3/4" holes or a 2" slot. Grade 5 hardware and Nyloc nuts included.

ALL60134 Bracket With Two 3/4" Holes
ALL60135 Bracket With 2" Slot



Clamp-On Trailing Arm Bracket ALL60136


Universal bracket mounts coil-over eliminator and shock next to axle and mounts trailing arm 4-1/2" below axle centerline, either inside or outside of bracket. Allows Limited Late Models and Modifieds to be changed from coil-over to coil-over eliminator and shock. Grade 5 hardware and Nyloc nuts included.



Clamp-On Trailing Arm Bracket

Steel bracket clamps on 3" axle tube to provide mounts for shock, trailing arm and 5" O.D. coil spring. Grade 5 hardware included.

ALL60140 LH Bracket
ALL60141 RH Bracket



Clamp-On Trailing Arm Bracket ALL60138

Aluminum bracket clamps to a 3" diameter axle tube, has three 3/4"-10 mounting holes for trailing arm location and a 1/2"-13 socket head bolt with two 1/4" spacers for mounting a coil over shock. An additional locking bolt installs into the axle tube to help prevent the bracket from turning. May be used on the right or left hand side of housing, 3.4 lbs.

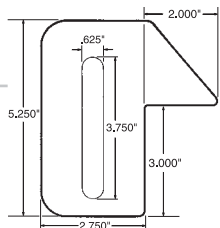


Trailing Arm Brackets

Steel brackets can be used as front mount for leaf spring or trailing arm. Assorted styles are available. Sold each.

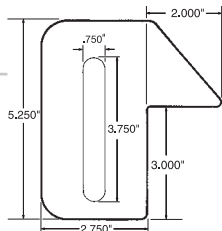
ALL60043

5/8" slot, 3/16" thick, 3-3/4" long.



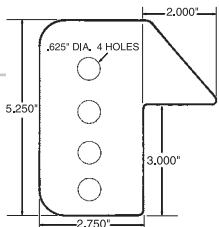
ALL60044

3/4" slot, 3/16" thick, 3-3/4" long.



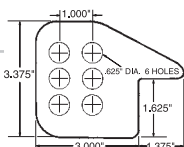
ALL60045

5/8" holes, 1/8" thick.



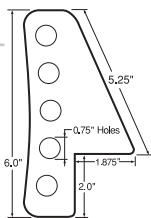
ALL60046

5/8" holes, 3/16" thick.



ALL60048

3/4" holes, 1/8" thick.



Trailing Arm Bracket ALL60042

Weld-on bracket has a curved 3/4" slot so rear end remains square as the trailing arm is raised or lowered. Notched for 2" x 3" square tubing. 1/4" thick.



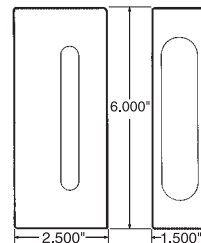
Ryan Unzicker

Photo: John Berglund

Slider Boxes

Slider boxes weld to the chassis and provide an adjustable mount for trailing arms, Panhard bars and upper links.

Boxes are constructed of .120" wall material and are 1-1/2" wide x 2-1/2" deep x 6" tall with a 4" slot that provides 3" of adjustment.



ALL60186 4" x 1/2" Slot
ALL60188 4" x 3/4" Slot

Slider Box Quick Adjust Kit

ALL60198

Weld-on kit adds an adjustable feature to standard 3/4" slider boxes. Slider boxes commonly used for trailing arms, Panhard bars and upper links can now be quickly adjusted with a wrench, socket or possibly a remote adjuster. 3/4"-16 threaded adjuster block features a reference indicator.



Slider Box T-Nuts

T-nuts have slot built in to keep them from turning. No second wrench is needed to tighten or loosen. Use with ALL60186 and ALL60188 slider box. Sold each.

- ALL60194 1/2"-13 (Coarse Thread)
- ALL60195 1/2"-20 (Fine Thread)
- ALL60196 5/8"-11 (Coarse Thread)
- ALL60197 5/8"-18 (Fine Thread)
- ALL60192 3/4"-10 (Coarse Thread)
- ALL60193 3/4"-16 (Fine Thread)



Slider Box Rod End Spacers

Spacers are machined to work with ALL60186 and ALL60188 slider boxes fitting between bracket and rod end to properly space rod end and prevent binding. May also be used as a standard rod end spacer. Package of 2.



ALL60187 Spacers For 1/2" Slider Box, 2-Pack
ALL60189 Spacers For 3/4" Slider Box, 2-Pack

Swing Arms

Lower rear suspension link. Each arm is zinc plated for corrosion resistance, with a 3/4" rod end on one end and threads in the other end to accept a 3/4" RH male rod end. Used on Dirt Late Models and Modifieds. Available in 13-1/2", 15-1/2" and 19" lengths.



- ALL56052 13-1/2"
- ALL56053 15-1/2"
- ALL56054 19"

GM Metric Trailing Arms

New, stamped steel, C-channel arms are strong and sturdy. Improve handling of the rear suspension on 1978-88 GM metric chassis by replacing twisted or worn out rear control arms. Sold each.


ALL57820..... Upper, 2.6 Lbs.
ALL57822..... Lower, 3.6 Lbs.



Adjustable GM Metric Chassis Trailing Arms

Adjustable steel 1978-88 G-body metric upper and lower rear end trailing arms are complete with left and right 3/4" rod ends, step spacers reducing to a 1/2" hole and cut to fit stock GM type mounts. Upper arm aids in adjusting pinion angle and centering rear end. Lower arm will adjust wheel base.

ALL57824..... Upper
ALL57826..... Lower



Replacement Parts

ALL99320..... Clevis End For ALL57824
ALL99321..... Rod End Bushings, 2-Pack



Clevis End ALL99320

Replacement Clevis end for ALL57824.

GM Trailing Arm Bushing ALL56245

Direct replacement, heavy duty polyurethane bushing improves handling and traction. Fits most '65-88 Chevy Chevelle/Malibu, Buick Skylark/GS, Olds Cutlass/442 and Pontiac LeMans/GTO.



GM Trailing Arm Bushing ALL56247

GM bushing with an elastomer bearing insert improves handling and traction, while eliminating bind. Use with stock trailing arms for race or street. Fits most 1965-88 Chevy Chevelle/Malibu, Buick Skylark/GS, Olds Cutlass/4-4-2 and Pontiac LeMans/GTO.



GM Trailing Arm Bushing With Insert ALL56248 **NEW!**

Popular GM bushing features an interchangeable polyurethane insert which can be exchanged to increase or decrease rear steer for maximum traction. Bushing includes a 40 durometer insert. Use with stock or adjustable trailing arms. Fits most 1965-88 Chevy Chevelle/Malibu, Buick Skylark/GS, Olds Cutlass/4-4-2 and Pontiac LeMans/GTO.



Related Parts

ALL99400 Bushing Insert 40 Durometer (Soft)
ALL99401..... Bushing Insert 60 Durometer (Medium)
ALL99402..... Bushing Insert 80 Durometer (Hard)

Universal Trailing Arm Brackets

Brackets have three 1/2" mounting holes spaced 1-1/4" apart and may be welded to 3" axle tubes to provide three trailing arm mount locations.

ALL60058 is made of 3/16" steel and welds to the top of the rear end housing, providing a point of attachment for upper trailing arms.

ALL60050..... Lower Bracket
ALL60051..... Shock Bracket For Lower
ALL60058..... Upper Bracket



GM Metric Chassis Trailing Arm Bracket Kits



Kits Include rear upper and lower control arm mounts. Upper mount must be cut to desired height depending upon where housing is located in the chassis.

ALL60052..... Kit With Single Hole Lower In Stock Location
ALL99282..... Brackets Only, 1 Pair
ALL60053..... Kit With Single Hole Lower, Lowered To Increase Traction
ALL99283..... Brackets Only, 1-Pair
ALL60054..... Kit With Multi-Hole Lower
ALL99284..... Brackets Only, 1-Pair



Zach Olger and Zayden Olger (top)

Photo: John Berglund

Lower Spring Cup **ALL56124**

Welds to 3" diameter rear end tube and works with conventional 5" coil springs. Length is 7". Sold each.



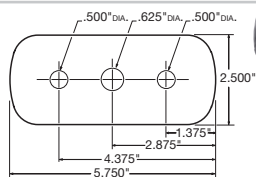
Clamp-On Lower Spring Pad **ALL56127**

Steel clamp-on leaf spring pad fits 3" diameter axle tubes. Pad measurements are the same as ALL56126. Sold each.



Leaf Spring Pad **ALL56126**

Welds to 3" diameter rear end tube and works with most leaf springs. Sold each.



Aluminum Lowering Blocks

Easily adjust ride height on leaf spring cars. Standard and adjustable styles are available in extruded or billet aluminum. Blocks are 2-1/2" wide x 5" long. Sold each.

Part No.	Height	Pin Dia.
Extruded Aluminum		
ALL56130	1"	9/16"
ALL56131	1-1/2"	9/16"
ALL56132	2"	9/16"
ALL56133	2-1/2"	9/16"
ALL56134	3"	9/16"
Billet Aluminum		
ALL56060	3/4"	5/8"
ALL56061	1"	5/8"
ALL56062	1-1/2"	5/8"
ALL56063	2"	5/8"
ALL56064	2-1/2"	5/8"
ALL56065	3"	5/8"
ALL56136*	1-1/2" Adj.	5/8"
ALL56138*	2-1/2" Adj.	5/8"



*Pins on blocks can be adjusted 1-1/4" to the front or rear of center position.

Leaf Spring U-Bolt **ALL68344**

Leaf spring u-bolt fits 3" axle tubes, has a 1/2" diameter and is 10" long. Heat treated steel bolt is sold each.



Leaf Spring Shackles


6-hole brackets for mounting leaf springs are 9" long x 2" wide and have 1/2" diameter holes spaced 1" on center. Package of 2.

ALL60055..... Steel 1/4" Thick
ALL60056..... Aluminum 3/8" Thick



U-Bolt Pads

Universal style u-bolt pads fit 3" diameter axle



tubes and leaf springs up to 2-1/2" wide using 1/2" u-bolt fasteners. Center alignment hole is 5/8" to accept most lowering blocks or spring bolts. 1/4" thick formed steel pads have a gusseted shock mount with a welded bung to accept 1/2" mounting hardware.

ALL60036..... RH Pad
ALL60037..... LH Pad
ALL60038..... Dual Mount Pad

Leaf Spring Slider Box **ALL60034**

Leaf spring slider box replaces conventional leaf spring shackles to enable effortless suspension movement and prevent binding. Box may be welded, or bolted directly to chassis and includes two nylon bushings with spring mounting hardware. Fits 2-1/2" wide Chrysler type leaf springs.



Replacement Parts

ALL99055..... Bushings, 2-Pack



Leaf Spring Slider Box **ALL60035**

Replace rear leaf spring shackles with Allstar's leaf spring slider box. Bolt-in slider box with roller bearing design eliminates leaf spring binding, freeing up car. Fits 2-1/2" wide Chrysler type leaf springs.



Wheelie Bar Wheels


Billet 6061-T6 aluminum wheels are molded with a durable 4" O.D. polyurethane tire that will not dent or give like a rubber tire. Wheels are available with or without bearings and accept 3/8" mounting hardware. Mounting width: non-bearing wheel is 1-5/8", bearing style wheel is 1-1/4".

Without Bearings (1.625" Wide Mount)

ALL60510 5-Spoke
ALL60512 5-Hole
ALL60514 10-Spoke

With Bearings (1.250" Wide Mount)

ALL60511 5-Spoke
ALL60513 5-Hole
ALL60515 10-Spoke



Wheelie Bar Wrenches

Billet aluminum wrench is the perfect tool for adjusting wheelie bar height. A highly visible scale printed directly onto the wrench helps to quickly measure height between 2" to 7" in 1/8" increments. Overall wrench length 9" x 3/8" thick.

ALL11195 Wrench For 3/4" Jam Nut
ALL11196 Wrench For 15/16" Jam Nut
ALL11197 Wrench For 1" Jam Nut



Tubing Notchers


Notchers render precise joints for more consistent welds and stronger cages. Available in deluxe aluminum or economy steel versions, notchers accept up to 2" diameter stock and automatically align and center tubing. Use in drill press or with hand drill. Notchers adjust up to 45°.

- ALL10400 Deluxe Aluminum
- ALL10411 Economy Steel



Replacement Parts

- ALL10402 5/8"-18 Thread Adapter
- ALL10403 Arbor Support Bushings (Pair)
- ALL10404 Arbor With 1/2"-20 Thread




Optional Parts

- ALL10405 Arbor With 5/8"-18 Thread
- ALL10406 Drill Press Mount (ALL10411 Only)
- ALL10407 Arbor Support With Needle Bearings

Note: Tubing notchers include 1/2"-20 arbor thread and 5/8"-18 adapter. Hole saws up to 1-1/8" diameter use 1/2"-20, larger hole saws use 5/8"-18 thread.

Hole Saw Set ALL10412

Use with tubing notchers. Does not include an arbor for a hand drill. Set includes one of each size: 3/4", 1", 1-1/8", 1-1/4", 1-1/2" 1-5/8" and 1-3/4".



Individual Hole Saws

- ALL10413 3/4" ALL10417 1-1/2"
- ALL10414 1" ALL10418 1-5/8"
- ALL10415 1-1/8" ALL10419 1-3/4"
- ALL10416 1-1/4"

Note: Hole saws up to 1-1/8" diameter use 1/2"-20 thread, larger hole saws use 5/8"-18 thread.

Digital Level ALL10742

Digital level with magnetic base measures the angle of a single straight surface or the angle of a joint between two straight surfaces. Displayed value on the LCD screen rotates to right side up when digital level is in an upside down position. Powered by three 3V CR2032 batteries (included). 2" x 2" x 1".



Digital Level ALL10744

Digital level with powerful magnetic base measures the angle of a single straight surface or the angle of a joint between two straight surfaces. Displayed value on the LCD screen rotates to right side up when level is in an upside down position. Powered by three 3V CR2032 batteries (included). 6" x 2-1/4" x 1-1/4".



Smart Tool ALL10113

Ensure that chassis tubing is level and plumb when building roll cages or checking driveshaft angles. Powered by a standard 9 volt battery.



Level Base ALL10741

Level base simplifies notching and bending of round tubing and helps ensure accuracy. Base fastens to standard ballast or weight brackets and clamps to the tube as a reference point when creating parallel, perpendicular, any angle of opposing notches or bends during fabrication. Base accepts most digital levels including ALL10113, ALL10742 and ALL10744 or standard bubble levels.



Digital scale and mounting bracket sold separately.

Individual Mounting Brackets

- ALL14192 ... 1" ALL14195 ... 1-1/2"
- ALL14193 ... 1-1/4" ALL14196 ... 1-5/8"
- ALL14194 ... 1-3/8" ALL14197 ... 1-3/4"



ALL14195

Smart Tool Tray ALL10740

Aluminum tray is a nice addition when using Smart Tool on 7/8" and 1" O.D. trailing arms or suspension tubes. Plastic clips allow tray to snap to tube when in tight areas. A bubble level helps provide accurate readings.



Punch And Flare Tools

Add strength and a smooth finish to hole edges. Unique tools can be used to punch and flare new holes, or to flare existing holes. Starting with a small center hole, the punch halves bolt together to cut and flare at the same time.



- ALL11070 1-1/2" Dia.
- ALL11072 1-3/4" Dia.
- ALL11074 2" Dia.
- ALL11075 2-1/2" Dia.
- ALL11076 2-5/8" Dia.
- ALL11078 3" Dia.



Sample Punch and Flare

Tin Snips

Durable tin snips have offset blades to keep hands clear of metal while cutting. Non-slip jaws cut through sheet aluminum and up to 18 gauge low carbon steel. Blade length 1-1/4", total tool length 9-1/4".



- ALL11030 Red, Left Hand
- ALL11031 Green, Right Hand

Deburring Tool ALL11036

A fast and easy way to remove burrs from the edges of machined or cut metals. Five-piece kit includes handle, telescopic blade holder and three unique blades. Handle has built-in storage for blades. Blade holder adjusts from 1" to 5".



Body Radius Tool **ALL23100**

Solid oak tool can be used to flare edges of wheel openings when fabricating fenders and quarter panels out of aluminum. Tool has two different radiuses to create the correct flare for your needs.



Sheet Metal Shrinker Stretcher Combo

Make smooth radius curves and contours with Allstar's shrinker/stretcher combo. Shrinker creates inside curves and stretcher expands for outside curves.

Each completely assembled tool includes a handle and mounting hardware for securing to a work bench. Tools are capable of forming 8 gauge mild steel, 16 gauge aluminum and 20 gauge stainless. Kit is great for forming fenders, radiator shrouds, or any item needing a smooth radius curve.

ALL11023..... 1 Base With Two Jaws
ALL11024..... 2 Bases With Two Jaws



Spring Steel

Drill Bit **ALL23115**

Specially hardened drill bit is required for drilling spring steel. The 17/64" size simplifies installation of 1/4" hardware. Sold each.



Spring Steel Punches


Spring steel punches place a 1/4" diameter hole 1/2" from the end of Allstar's 1" x .062" thick spring steel material. Built-in stop positions material for accurate hole placement. ALL23116, placed on a hard surface, can be struck lightly with a 3 to 4 lb. hammer. ALL23117 may be placed in a vise, or handheld and impact driven, using a 3/4" socket to punch spring steel mounted to race car.

ALL23116 Hammer Type
ALL23117 Impact Type



Replacement Parts

ALL99013..... Mandrel For ALL23116
ALL99014..... Mandrel For ALL23117



43/64" Wheel Stud

Drill Bit **ALL11045**

43/64" bit is correct for drilling hubs or axle flanges to accept most 5/8" wheel studs with .690" knurl diameter. 1/2" shank.



Fabrication Pencils

Pencil works well for marking lines during metal layout and fabrication.


Multiple uses include marking steel tubing for cutting or notching and marking patterns on painted aluminum or steel sheet metal. Silver reflective marks work best against darker surfaces during cutting or welding for high visibility. Pencil marks are resistant to torch flames and will not burn or rub off.

ALL12064 Pencil, 3-Pack
ALL12066 Mechanical Pencil, With Six Refills



Step Drill Sets

Drill multiple size holes with one bit. Drill sheet metal and aluminum without deforming or distorting. Bits start on contact, deburr and chamfer while drilling and do not require a center punch. Titanium nitride coated high speed steel. 1/4" shank.



Drill Bit	Sizes
ALL11040 (3-Piece Set)	
Six Step	3/16", 1/4", 5/16", 3/8", 7/16", 1/2"
Nine Step	1/4", 5/16", 3/8", 7/16", 1/2", 9/16", 5/8", 11/16", 3/4"
Thirteen Step	1/8", 5/32", 3/16", 7/32", 1/4", 9/32", 5/16", 11/32", 3/8", 13/32", 7/16", 15/32", 1/2"
ALL11041 (2-Piece Set)	
Eleven Step	1/4", 25/64", 35/64", 11/16", 13/16", 7/8", 1", 1-1/8", 1-7/32", 1-1/4", 1-3/8"
Twelve Step	3/16", 1/4", 5/16", 3/8", 7/16", 1/2", 9/16", 5/8", 11/16", 3/4", 13/16", 7/8"

Drill Bit Stop Collars

Drill holes to specific depths quickly and easily. Steel collars with Allen set screw lock onto drill for a positive hold. Sold each.

ALL18217..... 3/16" Collar (7/16" O.D. x 1/4" Tall)
ALL18218..... 1/4" Collar (1/2" O.D. x 5/16" Tall)



Double Ended Drill Bits

Double ended bits are basically two bits in one. Convenient bit can be flipped around for a fresh sharp bit when drilling panels for Cleco fasteners or rivets. Package of 6.

ALL18201 1/8"
ALL18204 3/16"



Drill Bit For Flange Rivets 13/64"

ALL18203

A common size bit for working with 3/16" flange type rivets. High speed steel bits have black oxide finishes and self-centering tips. Flute length: 1-3/16", overall length: 2-1/4". Package of 2.





Cordless Rivet Gun

ALL18211

Quickly set steel and aluminum mandrel rivets anywhere without the need of an air compressor. Kit includes 3/32", 1/8", 5/32" and 3/16" nose pieces, 3 in 1 spanner wrench, (2) 14.4 volt li-ion batteries, charger and plastic carrying case.



Air Rivet Gun **ALL18210**

Durable air riveter speeds up assembly and quickly fastens steel or aluminum rivets into various materials. Includes nose pieces for 3/32", 1/8", 5/32" and 3/16" rivets.



Deluxe Air Rivet Gun

ALL18207

Heavy duty air rivet gun can be used with steel or aluminum rivets from 3/32" to 3/16".



Replacement Part

ALL18209 Replacement Jaws for ALL18207

Hand Rivet Gun

ALL18206

Includes interchangeable nosepieces for 3/32", 1/8", 5/32", and 3/16" dia. rivets.



Deluxe Hand Rivet Gun

ALL18208

Deluxe rivet tool includes nosepieces for 3/32", 1/8", 5/32", and 3/16" rivets. Wrench stores inside handle for quick nosepiece changes.



Rivet Gun Adapter For Cordless Drill **ALL18205**

Adapter is for reversible cordless drills and greatly speeds up the installation of "blind" rivets commonly used when building race car bodies. Tool is a real hand and time saver compared to hand operated rivet guns and is designed for use with all rivets up to 3/16" including 3/16" aluminum mandrel rivets but not recommended for 3/16" steel mandrel rivets. Adapter includes nosepieces for installing 3/32", 1/8", 5/32" and 3/16" rivets.



Threaded Insert Tool Kit

ALL19450

Tool works with a cordless drill to install a threaded insert into a panel or bracket. Inserts are helpful when the backside of the panel is not easily accessible. Simply drill the correct size hole, install the threaded insert onto the mandrel then place the insert into the hole and tighten using any cordless drill. Once the insert is compressed, reverse the drill and remove the mandrel from the insert. Kit includes mandrel and nosepiece for 1/4"-20, 5/16"-18 and 3/8"-16 inserts, other sizes available separately. Threaded inserts sold separately.



- ALL19452 Mandrel and Nosepiece for 8-32
- ALL19453 Mandrel and Nosepiece for 10-24
- ALL19454 Mandrel and Nosepiece for 10-32
- ALL19455 Mandrel and Nosepiece for 1/4"-20
- ALL19456 Mandrel and Nosepiece for 5/16"-18
- ALL19457 Mandrel and Nosepiece for 3/8"-16



Threaded Inserts

Steel inserts are helpful when the backside of the panel is not easily accessible. Inserts work great for frequently removed items including gauge panels, switch panels, access panels and body panels or when mounting items to trailer walls. Inserts are designed for installation using insert tool ALL19450 with coordinating mandrel and nosepiece. Package of 10.



Part No.	Thread Size	Pilot Hole Size	Grip Range	Body Length (Before Comp.)
ALL19460	8-32	17/64"	Up To .080"	.420"
ALL19461	10-24	5/16"	Up To .130"	.475"
ALL19462	10-32	5/16"	Up To .130"	.475"
ALL19463	1/4"-20	13/32"	Up To .165"	.580"
ALL19465	5/16"-18	7/16"	Up To .150"	.690"
ALL19467	3/8"-16	9/16"	Up To .150"	.690"



Jason Feger

Photos: John Berglund

Pin Type Cleco Fasteners

Cleco pins permit quick, easy installation and removal of sheet metal during fitting. Pins work with thicknesses up to 1/4".



1/8" Dia. Pins

ALL18222 10-Pack
ALL18223 25-Pack
ALL18224 100-Pack

3/16" Dia. Pins

ALL18226 10-Pack
ALL18227 25-Pack
ALL18228 100-Pack

TECH TIP

Drill holes one drill size smaller than the Cleco pin size to assure a tight fit.

Clamp Type Cleco Fastener

ALL18230

Use when drilling is not an option. Smooth throat prevents paint damage, and spring exerts strong clamping pressure. Throat depth is 1" with a maximum clamping range of 1/2".



Cleco Pliers

ALL18220

Unique tool readily installs and removes Cleco fasteners.



Quick Turn Fastener Wrench

ALL19400

The Allstar quick turn fastener wrench fits slot head fasteners and reduces the risk of body panel or fastener damage when using screwdrivers for loosening or tightening. Features a non-slip handle.



Quick Turn Spring Adjuster

ALL19405

This tool is a must when adjusting tension of quick turn springs. Simply turn knob on adjuster to evenly pull or push spring without kinking or breaking spring.



Transfer Punches

For use with quick turn fasteners, place transfer punch in a weld plate or body panel. Position panel over top of punch and lightly tap with a hammer leaving a mark on the panel where hole is to be drilled.



ALL19402 For 5/16" Fasteners

ALL19403 For 7/16" Fasteners



Mike "Opie" Spatola

Photo: Jim DenHamer

Quick Turn Spring Fixture

Accurately drill panels when installing quick turn fastener springs. Start with a 1/4" center hole and use the fixture to locate and drill 1/8" holes for mounting the springs. Size listed is spring center to center distance.


ALL19406 Fixture For 3/4" Spring
ALL19407 Fixture For 1" Spring
ALL19408 Fixture For 1-3/8" Spring



Spindle Checker Tools

Assure correct alignment of the upper and lower ball joint when checking for bent spindles. Insert slugs into spindle and guide rod will fit through slugs if spindle isn't bent. Kits fit most aftermarket race and GM stock metric spindles.

ALL11176 Kit With GM Lower, 2" Taper
ALL11177 Kit With Chrysler Lower, 1-1/2" Taper
ALL11184 Kit For GM Metric, 2" Taper




Related Parts

ALL99140 GM Lower Slug With Nut (2" Per Ft.)
ALL99141 Chrysler Lower Slug With Nut (1-1/2" Per Ft.)
ALL99158 GM Metric Lower Slug With Nut (2" Per Ft.)
ALL99142 Upper Slug With Nut (1-1/2" Per Ft.)
ALL99159 GM Metric Upper Slug With Nut (2" Per Ft.)
ALL99143 Replacement Guide Rod

Taper Reamers

Repair or enlarge tapered holes to accept tie rod ends or ball joints. Reamers may be used in a drill with a 1/2" chuck by removing the T-handle.

ALL11170 Reamer, 7.15°, 1-1/2" Taper Per Ft.
ALL11172 Reamer, 9.56°, 2" Taper Per Ft.



Taper Reamer Specifications For Ball Joints

Part No.	Taper Specs	Part No.	Taper Specs
Ball Joint		Ball Joint	
ALL56204	1-1/2" Per Ft.	ALL56217	1-1/2" Per Ft.
ALL56206	2" Per Ft.	ALL56218	2" Per Ft.
ALL56208	2" Per Ft.	ALL56220	2" Per Ft.
ALL56210	1-1/2" Per Ft.	ALL56280	1-1/2" Per Ft.
ALL56212	2" Per Ft.	ALL56284	1-1/2" Per Ft.
ALL56214	1-1/2" Per Ft.	ALL56286	1-1/2" Per Ft.
ALL56216	1-1/2" Per Ft.	-	-

Ball Joint Spreader Tool

ALL11174

Tool separates ball joint from the spindle. Inside of cylinder is shaped to fit over tapered stud of most ball joints and presses against stud of other ball joint. Not for use on FWD or 4WD applications. Tool is 4" tall fully collapsed and 6" tall fully extended.

Related Part

ALL11175 1" Extensions (Set of two)



ALL11175

Taps

Tungsten steel taps are titanium coated. Economy taps are available in right-hand and left-hand threads.



- | | |
|---------------------------|---------------------------|
| ALL11060 1/4"-20 RH | ALL11065 1/2"-20 LH |
| ALL11061 1/4"-28 RH | ALL11066 5/8"-18 RH |
| ALL11062 3/8"-16 RH | ALL11067 5/8"-18 LH |
| ALL11063 3/8"-24 RH | ALL11068 3/4"-16 RH |
| ALL11064 1/2"-20 RH | ALL11069 3/4"-16 LH |

NPT Taps

Alloy steel taps work well for chasing and cleaning threads before installing fittings and plugs.



- ALL11056 1/8"-27NPT
 ALL11057 1/4"-18NPT
 ALL11058 3/8"-18NPT
 ALL11059 1/2"-14NPT

Thread Files




Remove burrs from damaged or rusted external threads on bolts, spindles, axle tubes, threaded shaft, pipe, and pipe fittings. Choose from three different files, each 8-1/2" long. Standard and metric sizes.

- ALL11037 11-12, 13-14, 16-18, 20-24TPI
 ALL11038 9-10, 12-16, 20-27, 28-32TPI
 ALL1103980-1.00, 1.25-1.50, 1.75-2.00, 2.50-3.00mm

Flap Wheel Sanding Discs

Flap discs for 4-1/2" grinders with a 7/8" arbor quickly remove rust and other coatings from a variety of metal, stainless and steel surfaces. Ideal for grinding welds or preparing materials for welding. Sold each.



Flaps angled at 8° for increased surface contact and aggressive use. Best used at 15° - 25° angle.

- ALL12121 60 Grit
 ALL12122 80 Grit
 ALL12123 120 Grit

Emery Cloth Rolls

1" wide emery cloth is perfect for many uses around the shop and trailer including cleaning, deburring and polishing. 150' box.

- ALL12130 60 Grit
 ALL12131 120 Grit
 ALL12132 180 Grit



Twist Lock Backing Pad

ALL12100


Twist lock backing pad accepts 2" twist lock style cleaning or sanding discs and features a 1/4" arbor to work with most drills or 90° die grinders. Pad is rated up to 30,000 rpm.



Twist Lock Sanding Discs

2" O.D. sanding discs are great for sanding a variety of parts and surfaces. Use with ALL12100 twist lock backing pad (sold separately). Package of 10.

- ALL12105 60 Grit
 ALL12106 80 Grit
 ALL12107 120 Grit



Related Part

ALL12100 Twist Lock Backing Pad For 2" Discs

Twist Lock Cleaning Discs

2" O.D. twist lock discs are great for cleaning gasket material or paint from parts and surfaces. Use with ALL12100 twist lock backing pad (sold separately). Package of 5.

- ALL12101 Coarse
 ALL12102 Medium
 ALL12103 Fine



Related Part

ALL12100 Twist Lock Backing Pad For 2" Discs

Safety Wire Twister Pliers

ALL10120

Never lose another race because of loose bolts. Rugged pliers have an end bearing for smoother, faster twisting, especially in tight areas where a second pull is needed.



Safety Wire ALL10121

Stainless steel wire is .032" dia., 1 lb. spool.



Safety Wire Drill Fixture

ALL10122

Accurately drill holes in fasteners allowing them to be mechanically locked in place with safety wire. Fixture accommodates most 3/16", 1/4", 5/16", 3/8", 7/16", 1/2" and 5/8" socket head and hex head fasteners. Guide bolt tightens against fastener, holding it secure for drilling. Fixture includes two guide bolts and two 1/16" drill bits conveniently stored within the fixture.



Replacement Part

ALL99102 Replacement Drill Bits, 2-Pack

Dial Indicator With Magnetic Base ALL96414


Dial indicator with magnetic base is a necessity when degreasing a camshaft, checking crankshaft end play, deck heights, dome heights, transmission end play or ring and pinion backlash. Universal magnetic base may be mounted anywhere. Shockproof dial indicator has 1" of travel in .001" increments. Base and dial indicator may also be purchased separately.



ALL96415 Dial Indicator Only
ALL96416 Magnetic Base Only

Digital Calipers 0-6" With Case ALL96411

Measure inside, outside and depth dimensions with easy to read Metric or SAE LCD display, in .001" increments up to 6". On/Off switch conserves battery and zero setting assures accurate readings. Plastic case provides additional battery storage.



Dial Caliper ALL96410

Quality hardened stainless steel dial caliper is shockproof and capable of measuring items from .001" to 6" in increments of .001". Includes protective carrying case.



Runout Checker ALL96440

Fixture provides an easy way to check for bent torque tubes, drive shafts, torsion bars or radius rods and measures 16-1/2" overall.



Braided Hose Cutter ALL11000



Tired of the jagged edges left after cutting braided hose with a hacksaw? Heavy-duty hose cutter makes clean, snag-free cuts every time. 1-3/8" forged steel jaws will cut up to -20AN steel braided hose.

Replacement Blades ALL11002

Koul Tool Kits

If you have ever struggled while building stainless steel braided lines the Koul Tool is for you! Insert fitting into the specially designed holder to help guide braided hose into fitting. Kits include tools, fitting adapters for most fittings, detailed assembly instructions and storage case. Not for use with PTFE-style hoses.



ALL11080 Koul Tool Kit -4AN To -8AN
ALL11081 Koul Tool Kit -6AN To -10AN
ALL11082 Koul Tool Kit -10AN To -16AN
ALL11083 Koul Tool Kit -4AN To -16AN
ALL11085 -6AN Kit
ALL11086 -8AN Kit
ALL11087 -10AN Kit

Pistol Grip Grease Gun ALL14300

Quality gun has comfort grip handle for easy, one hand operation. Gun accepts a standard 14 oz. grease cartridge, features an air bleeder valve to eliminate air lock, and includes a flexible 12" long fill hose.



Grease Gun Tips

Tips reach to grease fittings in tight areas, such as U-joints, and may also be used to grease the ball spline unit on Bert transmissions. The 2" tip replaces the standard end on most guns with 1/8"NPT. Quick release 4" tip includes a small and large sleeve to fit standard couplers. Tips are for hand operated grease guns only.



ALL14305 2" Grease Gun Tip
ALL14306 4" Grease Gun Tip

Tubing Cutters

Cut plastic, aluminum, copper or steel tubing without distorting or crushing. Standard cutter works with tubing from 1/8" up to 1-1/8" and has wide rollers for even tracking of cutter wheel, built in reamer for cleaning inside of tubing and an extra cutting wheel. Mini cutter can cut tubing from 1/8" to 5/8" in tight areas.



ALL11011



ALL11010

ALL11010 Mini
ALL11011 Standard



TJ Reaid

Photo: Micheal Moats



Double Flare Tool **ALL11015**

Double flares 3/16", 1/4", 5/16", 3/8" and 1/2" steel or aluminum and .040" copper tubing at 45 degrees, the most common flare used in custom brake and fuel lines. Includes detailed instructions and a convenient plastic storage case.



37 Degree Flaring Tool **ALL11016**

This -AN fitting flare tool is essential when working with 37 degree flared fittings. Tool for use with soft copper, aluminum and brass tubing will precisely flare from -3AN to -10AN and 3/16" to 5/8".



Brake Pressure Gauge **ALL11020**

Gauge temporarily replaces the bleeder screw in most aftermarket brake calipers with 1/4"-28 thread bleeder screws to measure brake pressure. Swivel head positions the 2-3/4" diameter gauge for easy viewing. Convenient remote bleeder can be used to evacuate air in the system for accurate readings.



Related Part

ALL11022..... Adapter converts ALL11020 and other gauges with 1/4"-28 thread to 10mm-1.50 thread for use with popular GM metric calipers.



Brake Pressure Gauge Kit **ALL11026**

Brake pressure gauge kit includes two gauges allowing one gauge to be used in the front and one in the rear brake system. Compare front to rear pressures to help diagnose problems or to preset your brake bias. Gauges easily replace 1/4"-28 brake bleeders which are commonly found in most aftermarket calipers.



Hard Brake Line Display Rack **ALL052**

Display, organize, and inventory many lengths of 3/16" steel brake line. Rack measures 17" wide, and has 21 slots which hold 6 pieces each. Pre-punched mounting holes provide easy mounting on wall or display fixture. Not for use with braided brake lines.



Brake Bleeder Bottles

Contain the mess of bleeding brakes by capturing fluid in this 16 oz. bottle with a 12" long hose which attaches to most bleeder screws. The removable cap has a built-in fitting to secure the hose during storage to help prevent spills. Choose from a steel lanyard retainer that suspends the bottle from a chassis or suspension component or a magnet retainer to secure the bottle to a steel object such as a brake drum or rotor during bleeding. ALL11017 has a magnet retainer and a one way check valve built-in for one person brake bleeding.



ALL11019..... Bottle With Lanyard
 ALL11018..... Bottle With Magnet
 ALL11017..... Bottle With Magnet And Check Valve

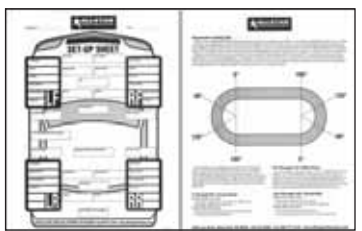
Circle Track Set Up Book **ALL043**

Track important chassis settings with this 4" x 5" pocket size spiral bound book. Each book has 50 carbon backed pages perforated for easy tear off.




Circle Track Set Up Sheets **ALL045**

Keep detailed notes and log important information with Allstar set up sheets. Sheets have blank spaces for documenting chassis information such as caster, camber, shock settings, spring rates, tire size and air pressures. 50 sheets per 8-1/2" x 11" tablet.



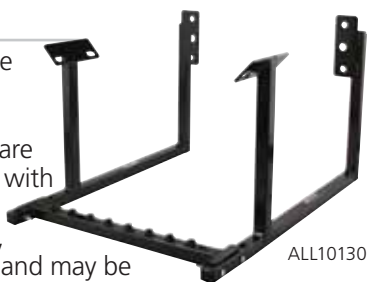
Drag Racing Log Book **ALL046**

Keep detailed notes and log important information. Sheets are designed for documenting engine tuning and chassis settings as well as weather conditions, race results and more. 50 sheets per 8-1/2" x 11" tablet.



Engine Cradles

Engine cradles are available in standard duty or heavy duty, both with provisions for mounting wheels and are made of 1" square tubing with black powder coating. All cradles are for V8 engines, include Grade 5 fasteners and may be easily disassembled for storage. Standard Duty cradles accept wheel kits with 3/8" studs. Heavy Duty cradles accept wheel kits with 1/2" studs. Wheel kits sold separately.



ALL10130

Accepts Bolt-On Wheel Kits

Standard Duty Cradles

- ALL10130..... SB and BB Chevy
- ALL10138..... GM LS Series
- ALL10145..... SB Ford*
- ALL10147..... SB Ford Modular
- ALL10150..... SB Mopar
- ALL10151..... Hemi (5.7 And 6.1)



Standard Duty Wheel Mount

Heavy Duty Cradles

- ALL10132..... SB and BB Chevy
- ALL10139..... GM LS Series
- ALL10142..... Oldsmobile
- ALL10144 Pontiac
- ALL10148 SB Ford*
- ALL10149..... SB Ford Modular
- ALL10152..... SB Mopar
- ALL10154 BB Ford
- ALL10156..... BB Mopar



Heavy Duty Wheel Mount

*Designed to work with stock and most aftermarket blocks including Dart, World, and Ford Boss with ribbed engine mount bosses and bulged water jackets.

Caster Wheel Kits

Hard rubber wheel kits may be mounted to Allstar engine cradles ALL10130 thru ALL10159. Kits are also available with locking wheels, ideal for storing spare engines in trailer. Standard duty kits feature 3/8" studs and heavy duty models use 1/2" studs. Four wheels per kit.



- ALL10162..... Std. Duty 3" Dia. Kit
- ALL10163 Std. Duty 3" Dia. With Locking Kit
- ALL10164 Heavy Duty 3" Dia. Kit
- ALL10165..... Heavy Duty 3" Dia. With Locking Kit
- ALL10166 Heavy Duty 5" Dia. Kit

Chevy Economy Engine Cradle

ALL10171

Cradle is great for storing or transporting engines safely. Designed to fit small and big block Chevrolet engines, cradle is fully welded from 1" square tubing and powder coated black.



Does Not Accept Wheel Kits

SB/BB Chevy Engine Cradle

ALL10172

A quality cradle for small block and big block Chevrolet engines. Casters included.



SB Chevy 2-Piece Engine Stand

ALL10157

2-piece engine stand constructed from 1" x 2" steel tubing is specially designed to clear most oversized dry sump oil pans with up to a 9" deep sump. Stand includes six 3/8" x 1" grade 5 bolts and accepts wheel kits with 3/8" studs.

Sprint Engine Cradle **ALL10159**

Cradle bolts to most stock type and aftermarket SB Chevy blocks, including narrow pattern lightweight and standard bell housing bolt patterns. Slotted front mounts accept most frame width engine mounts. Provisions for standard wheel kits are positioned to support complete engines with attached radiators.



Transmission Stand **ALL10174**

Avoid damage and fluid leaks during storage and transport of many popular transmissions. Multi-positional stand also keeps the transmission level and clean during servicing. An adjustable rear stabilizer bracket can be moved fore and aft as well as vertically to accommodate a variety of transmissions including Bert, Brinn, Muncie, Saginaw, Richmond and many others. Overall dimensions 11" x 14" x 6".



NOW BLACK!

Engine Lift Handles


ALL10136

Need to move a spare motor when a cherry picker isn't the solution? These machined aluminum sure grip handles will thread into any engine block or cylinder head with 3/8"-16 coarse thread holes. Sold as a set of 4.



Engine Lift Plate **ALL10123**


Ease engine swaps with the Allstar Engine Lift Plate. Bolts to manifold in place of carburetor. Yellow zinc coated plate fits standard Holley 4150/4160 and 4500 Dominator, Rochester Quadrajct, Carter, Motorcraft, Edelbrock, Edelbrock Q-Jet and Carter AFB carburetors.





Engine Lift Plates For LS Series GM Engines


Engine plates are designed for lifting LS series GM engines. Installation of lift plate requires removal of the intake manifold and valley cover tray to properly secure lift plate to engine block. Plate features three lifting points, allowing engine weight to be balanced or offset. Offset position is helpful when angling an engine (with transmission attached) in or out of a vehicle. Made from 3/16" thick zinc plated steel.



ALL10140 Gen III Engine Lift Plate
 ALL10143..... Gen IV Engine Lift Plate

Ford EFI Engine Lift Plate ALL10125

Ease engine swaps with the Allstar Engine Lift Plate. Fits standard 5.0L/5.8L EFI intakes: OEM, GT-40, Cobra, Holley, Edelbrock.



8-Ton Hydraulic Ram ALL10177

8-ton ram is ideal for upgrading or restoring worn out shop hoists. Ram is 25" fully collapsed between mounting holes and 44-1/2" fully extended. Mounting holes are 5/8" diameter, shaft is 1-1/8" diameter. Double pump design raises ram on the up and down stroke.



Engine Cleaning Brush Kit ALL87060

Cleaning brushes are an essential tool when performing an engine rebuild. Specially shaped brushes are 12" long and help to remove machining material and other contaminants from oil passages before assembly.



Engine Oil Pressure Primer Tank ALL10535

Primer tank supplies initial oil to the oil pump in engines equipped with a crank driven oil pump. Fill primer tank with engine oil then apply compressed air to force the fluid throughout the engine via the oil pressure sender/switch port to pre-lube the entire engine including the oil pump. Tank features include a fill cap with safety pressure release slot (sealed by O-ring), an easy to read pressure gauge and a quarter turn on/off supply valve. The oil supply line is a durable 90" long steel braided hose with -4AN ends and includes a fitting with male 1/8"-27NPT threads. Adapter fittings sold separately.



NEW!

Freeze Plug Driver Set ALL96482

Have problems installing freeze plugs? Use these plastic drivers for simple installation without damaging the plugs or the block. Three sizes per set: 1-1/2", 1-5/8", 1-3/4".



Individual Drivers
 ALL96483 1-1/2" Driver
 ALL96484 1-5/8" Driver
 ALL96485 1-3/4" Driver

ALL96483 ALL96484 ALL96485

Cam Bearing Installation Tool ALL96470



For installing cam bearings quickly and easily without damage. Shaft is steel; pilot and driver are aluminum.

LS Main Cap Removal Tool ALL96525

Quickly and easily pull main bearing caps off GM LS series V8 engines, especially those with main studs. Hook tool to the bottom of cap, press down on handles, and the balanced leverage pulls the cap out of the block with one swift motion. 26" long x 4" high.



Rod And Piston Holder ALL96478

Holder safely supports piston and connecting rod assemblies during engine teardowns or assembly. Slots are 4-3/4" long x 1-1/2" wide to accommodate most combinations. Holder measures 24" x 12" x 9-1/2" tall and can be disassembled for storage.



Rod Guide Tool ALL96480

Plastic tool slips over 3/8" or 7/16" rod bolts to aid piston installation and eliminate the chance of rod bolts hitting crank. A must for any engine builder's toolbox.




Related Part

ALL96481..... Rod Guide Tool Extensions 4.5", 1-Pair

Plastigage® Kit ALL96475

Plastigage strings are a simple and accurate way to verify crankshaft, main and rod bearing clearances. Kit includes two green .001" to .003" and one red .002" to .006" (12" long strings) individually packaged inside calibrated sleeves. Detailed instructions are included.



Valve Spring Compressor **ALL96490**

Adjustable C-clamp style compressor will fit most heads including Hemi. Spring cup will fit stock springs up to 1.750" diameter and a "working window" to gain access to keepers that measures 1.100", which is too large for some small diameter spring/retainer combinations. Compressor has 9/16" hex for use with a wrench, ratchet or impact. This tool will handle spring pressures in excess of 1200 lbs. without slipping off.



Feeler Gauges

Use in engine assembly to check connecting rod side clearance, piston ring end gap, spark plug gap and valve lash. Gauges have Metric and SAE sizing designations etched in each blade. Choose straight or angled sets.



ALL96420..... Straight
ALL96421..... Angled

Valve Lash Wrenches

Allstar Valve Lash Wrenches save precious time and eliminate fumbling with two separate wrenches. Available for Jesel, T&D and other poly-lock style rocker assemblies.



ALL96400 7/16" Box Wrench, 1/8" Allen Wrench, Jesel Assemblies
ALL96401..... 1/2" Box Wrench, 3/16" Allen Wrench, T&D Assemblies
ALL96402..... 9/16" Box Wrench, 3/16" And 7/32" Allen Wrenches, Stud Girdle Assemblies
ALL96403..... 5/8" Box Wrench, 3/16" And 7/32" Allen Wrenches, Poly Lock

Remote Starter Switch Kit **ALL76205**

Kit includes a low profile, steel cased foot pedal with 8 foot cord and assorted wire ends to work with many applications. Provide hands free engine cranking when adjusting valves.



Remote Starter Button **ALL76206**

Kit is very helpful for valve lash maintenance when the ignition panel can't be reached. Leads are 60" long and come complete with gator clamps to connect to starter solenoid.



Spark Plug Indexing Tool **ALL96510**

Indexing positions the ground strap of the spark plug properly for best piston dome clearance and un-shrouds the electrode for a more even burn and possible gains of 5-15 horsepower. Works with flat gasket or taper seat 14mm spark plugs. Includes instructions.



Spark Plug Index Shims

Stackable shims index spark plugs at 30° intervals up to 360° properly positioning ground strap in cylinder head for increased power and clearance between spark plug and piston. Shims are intended for use with 14mm flat seat spark plugs only. Package of 24 shims contains 12 silver 60°, 12 black 90°, detailed instructions and dial chart.



ALL96505..... Shim Kit, Standard O.D. (.800")
ALL96506..... Shim Kit, Small O.D. (.720")*

*Shims are designed for close tolerance spark plug pockets such as those on ALL-PRO cylinder heads.

Spark Plug Gap Tool **ALL96515**

Used to set consistent plug gap. Insert plug into holder, then put feeler gauge between ground strap and electrode. Gently turn knurled knob until feeler gauge is snug.



Spark Plug Gap Tool Kit **ALL96516**

Spark plug gap tool quickly and accurately gaps 14mm threaded spark plugs. Thread spark plug into tool, place the correct size feeler gauge beneath the ground strap then tighten knob to set plug gap. Includes 17 different feeler gauge sizes .010" thru .035".



Port And Polish Kit **ALL11052**

Kit includes an assortment of 60, 80 and 120 grit cartridge rolls for cleaning and modifying intake and exhaust ports to match gaskets, remove casting marks and for smoothing out runners. Two 1/4" mandrels are included with each kit.



Dykem Layout Fluid **ALL12070**

Apply layout fluid to the work surface to enhance visibility of scribes during fabrication. Blue fluid dries in minutes to a uniform, thin film without cracking or chipping. 4 oz. container has a built-in brush under cap. Not intended for use in set up of ring and pinion gear sets.



SB Chevy Engine Covers

Covers protect engines during storage or transport. 1/8" thick polycarbonate material is formed to fit most small block Chevy applications. Short block cover fastens over cylinder head alignment dowels. Manifold cover is designed to replace manifolds with stock port locations and bolt pattern.

ALL96530..... Short Block Cover
ALL96532..... Manifold/Valley Cover



ALL96532



ALL96530



Flywheel Locking Tool

SB/BB Chevy ALL96426

Place flywheel locking tool onto rear block dowel pins to prevent the flywheel from turning while tightening or loosening balancer bolts, flywheel bolts, clutch/pressure plate bolts or cam gear bolts. Locking tool works with 153- or 168-tooth flywheels and flexplates.



SB Chevy Crank Socket ALL96424

Steel socket for rotating the crankshaft during engine assembly features a 1" hex and a 1/2" ratchet drive.



Compression Tester ALL96520

Tester checks cylinder compression from 0 to 300 PSI and features an air-hold valve to reset gauge. One-piece stepped brass end fitting with O-rings fits 14mm and 18mm spark plug threads. Easy to read 2-1/2" dial is encased in a metal housing surrounded by an anti-shock rubber cover. A quick release coupler connects the included 12" flexible hose to the gauge.



Pilot Bushing Install Tool

ALL26115

Driver simplifies installation of pilot bushings or bearings for manual transmissions including Muncie, Saginaw, BorgWarner, T-10 and many other popular transmissions with .590" pilot shafts.



Clutch Alignment Tools

Spined, high-impact plastic tools are helpful when aligning the clutch disc on the flywheel for proper insertion of the transmission input shaft.



ALL14290 1-1/8" Diameter, 10-Spline
 ALL14292 1-1/8" Diameter, 26-Spline

Flexible Magnetic Pickup Tool

ALL14172

Flexible tool bends to multiple positions, extends up to 24" and has a magnetic end to quickly retrieve parts.



Telescoping Magnet ALL14173

A strong (3 pound pull), telescoping magnet that will retrieve dropped tools or fasteners. Tool extends over 2 feet, and retracts to just 5" to fit in a shirt pocket.



Telescoping Mirror ALL14174

A 1-1/4" multi-positional, telescoping mirror for inspecting hard-to-see areas or locating engine oil leaks. Mirror is 6-1/2" long and extends to over 19".




Caps And Plugs

A must for keeping debris out of lines and hoses. Ideal for keeping internal components of dry sump pumps, fuel pumps, pressure regulators, etc. clean during storage. Caps and plugs fit 37° flared fittings and straight threaded ports. Available in plastic and aluminum.



Cap	Plug	AN Size	Thread Size	No. Per Pkg.
Plastic Caps And Plugs				
ALL50801	ALL50811	-3	3/8"-24	20
ALL50802	ALL50812	-4	7/16"-20	20
ALL50803	ALL50813	-6	9/16"-18	20
ALL50804	ALL50814	-8	3/4"-16	20
ALL50805	ALL50815	-10	7/8"-14	10
ALL50806	ALL50816	-12	1-1/16"-12	10
ALL50807	ALL50817	-16	1-5/16"-12	10
ALL50808	ALL50818	-20	1-5/8"-12	5
Aluminum Caps And Plugs				
ALL50821	ALL50831	-3	3/8"-24	20
ALL50822	ALL50832	-4	7/16"-20	20
ALL50823	ALL50833	-6	9/16"-18	20
ALL50824	ALL50834	-8	3/4"-16	20
ALL50825	ALL50835	-10	7/8"-14	10
ALL50826	ALL50836	-12	1-1/16"-12	10
ALL50827	ALL50837	-16	1-5/16"-12	10

Cap And Plug Kits



Kits include five of each size, -3AN to -16AN.
 ALL50800 Plastic Cap Kit
 ALL50810 Plastic Plug Kit
 ALL50820 Aluminum Cap Kit
 ALL50830 Aluminum Plug Kit

Steel Twelve Point AN Wrenches

Steel twelve point AN wrenches with rubber coated handles are commonly used in tight areas such as tightening of hose ends on dry sump oil pumps or fuel lines.

ALL11178 -8AN
 ALL11179 -10AN
 ALL11180 -12AN
 ALL11181 -16AN



Funnels


Heavy duty plastic funnels are perfect for topping off fuel or other liquids. Available in several sizes.



- ALL40100..... 6 Qt. Funnel With Brass Screen, Most Common Fuel Funnel
- ALL40102..... 2 Qt. Funnel With Brass Screen
- ALL40104..... 1 Pint Funnel With Brass Screen

Extended Funnels

Funnels with extensions work great for filling fluids in hard to reach areas. Standard funnel is useful for power steering, and automatic transmissions. Funnel with flexible extension is ideal for differentials and manual transmissions. Built-in hang tab allows funnel to be secured to body or frame for hands free filling.



- ALL40107..... 1 Pint Funnel With Flexible Extension
- ALL40108..... 1 Pint Extended Funnel

Carb Stand ALL26200

Aluminum stand simplifies carb maintenance and will hold carb off of work bench surface. Works with Edelbrock, Quadrajet, and Holley 2- and 4-barrel carbs (except 4500 series).



Filter Cleaning Station

ALL26009

Filter cleaning station simplifies and speeds up the process of servicing 14" washable air filters. Spray air filter with a cleaner/degreaser as recommended by filter manufacturer, allow a brief time to soak then flush clean with a garden hose. Allow filter to dry completely rotating as necessary. Once filter is dry, use stand to rotate filter for even application of filter oil, if applicable. For use with washable filter elements only (sold separately).



Tool Tray ALL14170

Tool tray measures 12" x 18" x 3", with hooks on one side to fasten to race car nose or sprint/midget front wing and 6" stands on the opposite side so tray will sit level. Tray has 16 holes for spark plug and nozzle holder use.



Carb Hats

Carburetor hats are ideal to cover open carbs and prevent debris from falling into the engine while working in garage or pit area while the air cleaner is removed. 2-1/2" tall carb hats are designed to fit most carbs or throttle bodies with a 5-1/8" diameter neck.



- ALL26040..... Plastic Carb Hat
- ALL26042..... Plastic Carb Hat With Screen, Use When Adjusting Valves
- ALL26043..... Aluminum Carb Hat, Standard Spun Aluminum
- ALL26044..... Aluminum Carb Hat, Deluxe Machined Aluminum With Sealing O-Ring

Note: Hats will not clear choke linkage or shaft on Holley style carbs but will clear choke horn with choke linkage and shaft removed.

Dominator Carb Hat

ALL26041

Plastic carb hat is 2-3/8" tall and fits over the 7-1/4" air cleaner opening of Holley Dominator carburetors to prevent water or debris from entering the engine. Solid cover may be drilled when an air cleaner stud is used.



Sprint Car Wash Plug Set

Aluminum plugs have O-rings for a water tight seal and will keep dirt out of injectors while cleaning sprint car. 4-piece set comes with a nylon storage pouch.



ALL26072

Part No.	Size	Wash Plug Dia.	Stack Dia.
Kinsler			
ALL26072	2-1/4"	2.328"	2.335"
ALL26073	2-11/16"	2.762"	2.790"
ALL26074	2-3/4"	2.848"	2.875"
ALL26075	2-13/16"	2.921"	2.950"
ALL26076	2.90"	2.973"	3.00"
Engler			
ALL26033	2-1/2"	2.632"	2.650"
ALL26035	2-13/16"	2.885"	2.905"
ALL26036	2.90"	2.973"	3.00"
ALL26038	3"	3.073"	3.10"
Hilborn			
ALL26032	2-7/16"	2.483"	2.50"

Sprint Fuel Pressure Gauge

ALL40330

Fuel pressure indicator gauge allows pre-adjustment of the high speed, secondary and main valve opening pressures using a compressed air source. Gauge can be mounted directly to the wall or tool box. 4-1/2" diameter dial has a 0-160 PSI range.





Wheelie Bar Wrenches

Billet aluminum wrench is the perfect tool for adjusting wheelie bar height. A highly visible scale printed directly onto the wrench helps to quickly measure height between 2" to 7" in 1/8" increments. Overall wrench length 9" x 3/8" thick.

- ALL11195 Wrench For 3/4" Jam Nut
- ALL11196 Wrench For 15/16" Jam Nut
- ALL11197 Wrench For 1" Jam Nut



Nitrous Combination Wrench

ALL11151

4-in-1 wrench has four different sizes to accommodate -3AN, -4AN, -6AN line fittings and 1-1/4" bottle fitting. Compact enough to fit in your pocket or glove box for quick bottle changes or to check lines at the track.



Aluminum AN Fitting Wrench Set

ALL11100

Five-piece, aluminum wrench set for use with aluminum AN-style, braided hose fittings manufactured by Aeroquip, Earl's, etc. Sizes included are -6AN, -8AN, -10AN, -12AN, and -16AN. Each wrench is finished in different color anodizing for easy identification. Also sold each.



Individual Wrenches


- ALL11106 -6AN
- ALL11108 -8AN
- ALL11110 -10AN
- ALL11112 -12AN
- ALL11116 -16AN
- ALL11118* -20AN

*-20AN wrench not included in set.

Double-Ended Aluminum AN Fitting Wrench Set

ALL11120

Wrenches make quick work of checking both halves of a fitting when the line is installed on the car. Won't mar fittings like steel wrenches. Wrenches are also sold individually.



Individual Double-Ended Wrenches

AN Size	Hose Wrenches (Red)	Fitting Wrenches (Blue)
-4, -6	ALL11124	ALL11126
-8, -10	ALL11128	ALL11130
-12, -16	ALL11132	ALL11134

Adjustable Aluminum Fitting Wrenches

Eliminate the guesswork of which wrench is needed to tighten, remove or check steel braided hose fittings. Aluminum wrenches prevent damage to fitting and are available in two sizes: 8" for fittings up to a -10AN, and 10" for fittings up to -20AN.

- ALL11152 8"
- ALL11153 10"



Drum/Barrel Pump ALL40114

Hand siphon drum pump dispenses or transfers low viscosity fluids from a 55-gallon drum. Self priming bulb delivers up to 5 gallons per minute. Compatible with gasoline, methanol and nitro methane.



Cap/Pump Combo For Utility Jugs

Add a pump to your utility jug. Available as a Cap/Pump combo or just the cap if you already have a pump. Pump will need to be cut to length.

- ALL40116 Kit For Use With Scribner Jug
- ALL40117 Kit For Use With VP Jug
- ALL40118 Cap Only For Use With Scribner Jug
- ALL40119 Cap Only For Use With VP Jug



Primer Bottle

ALL40090

Durable plastic squeeze bottle is ideal for priming alcohol engines. Cap has an angled filler tube, with tapered tip that easily fits into the vent tube of carburetor fuel bowl. 16.9 ounce capacity.



Fire Extinguishers

Hand held dry chemical fire extinguishers are perfect for race car, trailer or garage use and include steel mounting bracket and strap, aluminum nozzle and hairpin safety pin. ABC rated, mono-ammonium phosphate based extinguishers are 15-1/2" tall and effective against electrical, liquid, grease, wood or paper fires. USCG approved when used with included mounting bracket and retaining strap to secure extinguisher to bracket.

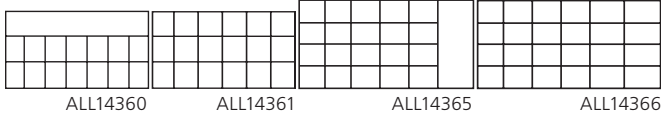


- ALL10500 2.5 Lb., Red (3" diameter)
- ALL10501 2.5 Lb., Chrome (3" diameter)
- ALL10502 5 Lb., Red (4-1/4" diameter)



Storage Cases

These handy storage cases help organize many items around the shop, trailer or home such as electrical connectors, quick turn fasteners, tire groover and siper blades, small screws, fasteners and many more items. Curved bottom compartments create a smooth scoop making it easy to remove the smallest of items. Molded-in dividers prevent items from slipping under dividers and accidentally mixing product.



ALL14360 Plastic, 15 Compartment, 11" x 7" x 1-3/4"
ALL14361 Plastic, 18 Compartment, 11" x 7" x 1-3/4"
ALL14365 Metal, 21 Compartment, 9-1/2" x 13-1/2" x 2"
ALL14366 Metal, 24 Compartment, 9-1/2" x 13-1/2" x 2"

Test Light ALL76215

Quickly diagnose electrical problems by testing for current in electrical circuits, relays, switches or fuses. Handheld test light has a 36" lead wire with an insulated clip which fastens to a common ground and a sharp piercing point to probe insulated wire or terminals. Indicator light illuminates identifying powered circuits in 6-12V systems.



Weather Pack Terminal Tool ALL76264

Tool removes male and female pin terminals from Weather Pack connectors without damage.



Weather Pack Pliers ALL76221

Weather Pack pliers will crimp most popular 10-22 gauge non-insulated terminals. 8" overall length.



Impact Crimper ALL76135

Excellent for permanently crimping standard cable ends to battery cables.




Wire And Cable Cutters ALL11003

Capable of cutting copper stranded wire from 20 gauge primary wire to 1/0 gauge battery cable. These specially designed cutters will not flatten wire during cutting which is helpful when installing connectors and building battery cables. Cutters are not designed to cut steel wire.



Ratcheting Crimp Pliers ALL76220

Perform professional quality crimps on most standard electrical connectors. Pliers include jaws for 22-18, 16-14 and 12-10 gauge connectors and are easily compressed with help from the ratcheting mechanism which releases when connector is fully crimped.



Nylon Tie Wraps

Secure electrical wiring, gauge lines and roll bar padding. 100 per bag. Available in black, natural, red, blue, yellow and purple nylon.



Black

ALL14120 3-3/4"
ALL14122 6"
ALL14123 7-1/4"
ALL14124 11-1/4"
ALL14125 14-1/4"

Red

ALL14126 7-1/4"
ALL14127 14-1/4"

Blue

ALL14128 7-1/4"
ALL14129 14-1/4"

Yellow

ALL14136 7-1/4"
ALL14137 14-1/4"

Purple

ALL14138 7-1/4"
ALL14139 14-1/4"

Heavy Duty Nylon Tie Wraps

Heavy duty black nylon ties are ideal for emergency repairs and applications that require a secure attachment.

ALL14380 8", 25-Pack
ALL14381 14", 25-Pack
ALL14383 21", 10-Pack
ALL14385 36", 10-Pack



Nylon Flush Fit Tie Wraps

Flush fit design ties have the excess portion of the tie exit in the same direction as the original tie helping to eliminate the protruding sharp portion remaining as found in standard ties. Package of 100.

ALL14395 8" Long
ALL14396 11" Long



Nylon Tie Wraps With Mounting Holes

Built-in tab with mounting hole to easily secure wiring harnesses, hoses or cables to a panel with rivets or other fasteners. Package of 25.

ALL14390 8" With #10 Hole
ALL14391 11" With #10 Hole
ALL14392 14" With 1/4" Hole



Tie Wrap Tool ALL11005

Tired of cuts from nylon tie wraps that have been trimmed with standard wire cutters? This tool does a great job of drawing nylon ties tight around bundles of wires or cables in tight areas and easily cuts flush with a twist of the wrist. ABS constructed tool has steel cutting blades and works with common size nylon wire ties.



Tie Wrap Mounting Bases

Self-adhesive mounting bases provide a location for attaching standard tie wraps to secure wiring, cables and hoses. Bases mount to clean flat surfaces and accept 75# and smaller wire ties. Package of 10.

ALL14116 3/4" x 3/4" Mounting Base
ALL14117 1-1/8" x 1-1/8" Mounting Base






Radiator Fin Tool Kit

ALL10680

Hand held tool straightens and repairs damaged fins in most radiators, coolers, and air conditioning condensers. Repairing damaged fins provides better airflow through core increasing cooling ability. Six interchangeable heads 13, 15, 16, 17, 18 and 20 fins per inch.



Blower Fan ALL30002

Compact, 115V, 2.3 amps plastic blower moves up to 300 CFM of air. The quiet electric blower can be adjusted to move cooling air wherever it's needed, up to 30 ft. away. Weighs just 8 lbs. with two built-in receptacles and a 12' long power cord. Optional 5300 BTU heater accessory (sold separately) attaches to front of blower and plugs into one of the receptacles to transform blower into a heater. Heater with blower unit draws 11.7 amps.



Related Part

ALL30003 Blower Fan Heater Accessory, 3 Lbs.

Wall Mount

Radiator Holder Kit ALL12216

Brackets fasten to trailer wall and hold radiator safely in place during transport to avoid damage. Kit includes two 29" long aluminum brackets with adjustment holes at 2" increments and arms to fit radiator cores up to 2-1/4" wide. Adjustable arms are slotted for quick adjustment with included thumbscrew knobs to fit a variety of radiator heights.



Safety Glasses

ALL10258

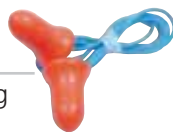
Comfortable, lightweight, general purpose safety glasses have a clear wrap around lens for maximum visibility. ANSI-Z87.1 rated.



Reusable Corded Earplugs

ALL12000

Corded earplugs fit instantly without rolling or squeezing. Made of a soft material that cleans up easily in warm, soapy water.



Nitrile Gloves

Nitrile gloves protect against dirt and grime and help prevent oil and harsh chemicals from contacting the skin. Gloves are latex and powder free to keep from irritating skin. General purpose gloves are great for light duty uses that are not exposed to chemicals. Chemical resistant gloves work well for general purpose as well as jobs that involve oil, fuel, brake fluid and most cleaning chemicals such as brake and carb cleaners. Package of 100.

General Purpose (Blue)

ALL12020 Medium
ALL12021 Large
ALL12022 X-Large



Chemical Resistant (Black)

ALL12024 Medium
ALL12025 Large
ALL12026 X-Large
ALL12027 XX-Large

Allstar Gloves

General purpose gloves protect hands from everyday abuse in the shop or at the racetrack. Lightweight, elastic weave material with reinforced palm and fingers allows mobility and unrestricted use.

ALL99940 Medium
ALL99941 Large
ALL99942 X-Large



Allstar Apron ALL99962

Black cloth apron has pockets to keep tools close at hand. Reverse apron to place pockets on the inside when grinding tires. Adjustable strap allows one size to fit all.



Deluxe Aluminum

Mud Scraper ALL44165



Remove the stickiest mud and clay without damaging paint or decals. Lightweight and 32" long to reach wings, deck lids and undercarriage. Use the convenient hole in end to hang scraper.

Pressurized Sprayers

Sprayers are great for applying bulk cleaners, degreasers, solvents, penetrating oils and other lubricants. Sprayers have a capacity of 32 ounces. Versatile nozzle adjusts from mist to a stream.

ALL10516 Black
ALL10518 Chrome



Racer's Tape

A hundred uses in the shop or at the track, this is true "Racer's Tape".



1" Wide x 90'

ALL14140..... Silver
ALL14141 Black

2" Wide x 180'

ALL14150..... Silver
ALL14151 White
ALL14152..... Red
ALL14153..... Black
ALL14154..... Yellow
ALL14155..... Blue

2" Wide x 180'

ALL14156..... Orange
ALL14157 Green
ALL14158..... Burgundy
ALL14159..... Purple
ALL14162..... Teal

3" Wide x 180'

ALL14142..... White
ALL14143..... Black

Gaffer's Tape

Vinyl coated gaffer's tape has a dull appearance and is much stronger than standard racer tape.



2" Wide x 165'

ALL14251..... White
ALL14252 Red
ALL14253 Black
ALL14254 Yellow
ALL14255 Navy Blue

1" Wide x 150'

ALL14245 ... Fluorescent Green
ALL14246 ... Fluorescent Pink
ALL14247 ... Fluorescent Orange
ALL14248 ... Fluorescent Yellow

2" Wide x 45'

ALL14145 ... Fluorescent Green
ALL14146 ... Fluorescent Pink
ALL14147 ... Fluorescent Orange
ALL14148 ... Fluorescent Yellow

4" Wide x 165'

ALL14261..... White
ALL14263 Black



Non-Skid Tape

Heavy duty, non-skid tape is long lasting and may be used in the race car, shop or trailer. Tape will handle temperatures up to 220°F.

ALL14175..... 2" x 10'
ALL14165..... 4" x 10'



Black And White Checkered Tape **ALL14149**

Checkered tape has many uses such as signs, displays, race cars, trailers, etc. Rolls are 2" wide and 45' long.



Tape Display Rack

ALL050

Two tier rack's top row holds 180' rolls; the bottom holds 45' or 90' rolls. (Tape Sold Separately).



Air Box Tape

Metallized tape has special adhesives to secure and seal panels. Designed specifically for sealing air boxes and other high heat areas. Rolls are 2" wide and 180' long.


ALL14270 Silver
ALL14272 Black




Reflective Tape

Reflective tape is weather and solvent resistant for outdoor use on the side and rear of trailers. Can also be used on safety equipment, motorcycles and large trucks. Material is manufactured with the correct required DOT certification markings. 6" Red/6" White pattern. Rolls are 2" wide x 50' long.

ALL14240 Triangle Pattern
ALL14242 Diamond Plate Pattern



ALL14240



ALL14242

Surface Guard Tape

Clear protective polyurethane tape can be applied directly over painted surfaces or decals to help prevent scratching, chipping or other damage. Use on wheel well openings, rocker panels, headlight decals, door edges or anywhere added protection may be required. Tape is 8 mil thick and provides excellent resistance to ultraviolet light. Will not yellow over time.

ALL14275 2" x 30'
ALL14276..... 3" x 30'
ALL14277 4" x 30'



Shipping Tape

Seal shipping boxes and boxes of spare parts.

ALL14160..... Clear 2" x 330 Ft. Roll
ALL14161 Tan 2" x 330 Ft. Roll



Tape Gun **ALL14163**

Use with shipping tape.





Electrical Tape **ALL14280**

Protect electrical connections and secure wires. 3/4" x 60 ft. roll. UL approved.



Thread Sealant Tape **ALL14282**

PTFE tape seals threads on pipe connections. 1/2" x 21 ft. roll.



Rescue Tape **ALL14285**

Rescue tape is a self-fusing silicone repair tape with many uses including sealing plumbing and hoses, insulation of wiring from up to 500 degrees of heat, sealing electrical connections and provides extra grip on steering wheels and tool handles. Resists fuels, oils, solvents and will not gum up or become sticky like most other tapes. Roll is 1" wide x 12' long x 20mil thick.



Double Sided Tape **ALL14288** **NEW!**

Double sided tape is a suitable alternative for attaching panels or trim when standard mechanical fasteners are not an option. Tape is ideal for mounting items on trailer walls or attaching aluminum panels in enclosed trailers. Roll is 3/4" wide x 15 ft. long.



Cleaning Wipes

Disposable wipes are great for cleaning hands when washing is not an option. Perfect for use after fueling vehicles, making roadside repairs or even as a pre-clean to remove stubborn grease. Durable textured wipes are pre-moistened, citrus scented and enriched with aloe and vitamin E to deep clean and promote soft skin. Resealable package prevents product from drying out.



ALL12016..... 30 Ct. Pop-Up Dispenser
ALL12017..... 60 Ct. Pop-Up Dispenser



Absorbent Mats

A must for the work shop and trailer. These handy absorbent mats have bonded layers allowing fluid to spread quickly through material.

15" x 60" Rolls (Perforated Every 10")

ALL12030 Universal For All Fluid Types (Oil, Coolant, Water)
ALL12031..... Oil Only

100-Pack (15" x 10" Individual Sheets)

ALL12032 Universal For All Fluid Types (Oil, Coolant, Water)
ALL12033 Oil Only

Magazine Racks

Mount to shop or trailer wall to keep favorite publications and manuals neatly organized! Steel racks are available in black wrinkle or red smooth finish.



ALL12222 Single Rack, Black
ALL12223 Double Rack, Black
ALL12224 Single Rack With Toilet Paper Holder, Black
ALL12242 Single Rack, Red
ALL12243 Double Rack, Red
ALL12244 Single Rack With Toilet Paper Holder, Red

Scott Rags **ALL12005**

Multi-purpose cloth-like disposable towels are perfect for shop and trailer. 10" x 14" towels are packaged in a 200 ct. box with pop-up dispenser. Mount to shop or trailer wall with ALL12220 or ALL12240 holders.



Shop Towels **ALL12006**

Blue shop towels are much heavier than standard paper towels and work great for numerous tasks around the shop or track. Rolls contain 60 individually perforated 11" x 9-1/2" disposable sheets.



Shop Towel Holders

Secure to shop wall, trailer or near sink to keep towels ready at hand! Steel towel holder is available in black wrinkle or red smooth finish.



ALL12220 Black, Box Style, 9-1/2" x 9-1/2" (Fits ALL12005 Towels)
ALL12240 Red, Box Style, 9-1/2" x 9-1/2" (Fits ALL12005 Towels)
ALL12221 Black, Roll Style (Fits ALL12006 Towels)
ALL12241 Red, Roll Style (Fits ALL12006 Towels)

Shop Towel Roll Holder **ALL12219**

Aluminum shop towel holder is 11" wide to hold most standard size towel rolls. Two flip-over clips hold the towel rod in place for easy roll replacement and a weighted plate helps keep towels from unrolling when mounted to trailer or shop wall.



Towels

Soft, absorbent terry cloth towels can be used for polishing, wiping up spills or general detailing. Shop towels belong with every tool box as well as in the shop, garage or trailer.



ALL12010..... Red Shop Towels, 25-Pack
ALL12011..... White Shop Towels, 25-Pack
ALL12012..... White Terry Towels, 12-Pack

Microfiber Towels **ALL12008**

12" x 12" terry microfiber towels are great for polishing, cleaning and many other uses around the shop or when detailing a vehicle. Different color towels keep jobs separated and help eliminate cross contamination between various polishes or cleaners. Package of 3.



Oil Bottle Trays

Trays mount to shop or trailer wall and measure 4-1/2" deep making them perfectly sized to hold most quart oil containers. Trays are fabricated from 1/8" thick aluminum and feature a white powder coated finish.

ALL12265 16" Long Tray
ALL12268 21" Long Tray



Aerosol Can Holders

Bolt to trailer or garage wall to hold cans up to 3" in diameter. Sturdy steel construction is pre-painted white.

ALL12200 Six Can Holder, 23" Long x 3-1/2" Deep x 5-1/2" Tall
ALL12201 Three Can Holder, 11-1-2" Long x 3-1/2" Deep x 5-1/2" Tall



Aerosol Can Tray

ALL12264
Bolt aluminum can tray in multiple locations of shop or trailer walls to keep frequently used chemicals neatly organized and quickly accessible. Tray measures 16" long x 3-1/2" deep with a 2-1/4" tall front lip.



Can Racks

Mount racks in multiple locations to quickly access frequently used cans. Perfectly sized for carb cleaner, paint, lube and other maintenance spray products. Steel racks are 3" deep x 12" wide and are available in black wrinkle or red smooth finish.

ALL12225 Black
ALL12245 Red



Utility Shelves

Durable steel shelves mount to shop wall for organizing chemicals and cleaning supplies or to display books, trophies etc. Available in black wrinkle or red smooth finish.

ALL12227 12" x 24" Shelf, Black
ALL12228 12" x 36" Shelf, Black
ALL12247 12" x 24" Shelf, Red
ALL12248 12" x 36" Shelf, Red



Cordless Drill Holders

Secure to shop wall or trailer to keep frequently used cordless drills quick at hand! Holder is 6-1/2" wide and available in white or black.

ALL12202 White
ALL12203 Black



Push Broom Holder

ALL12204
Stop tripping over the push broom! Handy bracket mounts to the shop or trailer wall to keep push brooms up off the floor. 9" wide steel bracket holds most standard push brooms or floor squeegees.



Cord Reel Bracket

ALL12206
Steel bracket mounts most cord and light reels parallel to trailer walls keeping them from protruding into the workspace while allowing cords to easily exit out the rear of the trailer. Mounting bracket is also useful when mounting reels with 3" wide hanging brackets to the side of a pit cart.



Sprint Car Nose Wing Wall Mount Brackets

ALL12214
Brackets attach to the side of trailer wall to hold a spare sprint car front nose wing safely in place. Powder coated aluminum brackets feature slotted arms which are fully adjustable to accommodate a variety of nose wing shapes and sizes. Sold in pairs with retention straps to keep wing secure.



Helmet Shelf

ALL12232
Mount to shop or trailer wall to keep up to two helmets safely stored. Sturdy shelf is 24" long x 16" deep and has a black wrinkle finish.



Display Shelves

Glass shelf supported by a decorative sturdy steel frame is perfect for displaying collectibles in the shop such as diecast cars, trophies, helmets and more. Shelves are 12" wide x 36" long and are available in black wrinkle or red smooth finish.

ALL12229 Black
ALL12249 Red





Ratcheting Tie Down Straps

Tie downs are great for securing vehicles and pit equipment during transport. 2" x 8' long straps have heavy duty plated hardware and a ratchet designed to hold excess strap material as it is pulled through and wrapped up during tightening. ALL10196 has a built-in axle strap with protective sleeve for wrapping around a rear end housing or chassis and then back to itself. The working load limit is the maximum load a strap should be subjected to during normal use.

Part No.	Width	Length	Hook Type	Working Load Limit
ALL10184	2"	8'	Flat	1,660 Lbs.
ALL10188	2"	8'	Direct	1,660 Lbs.
ALL10192	2"	8'	Twist	1,660 Lbs.
ALL10196	2"	8'	Twist	1,660 Lbs.



Race Car Tie Down Package **ALL10209**

Includes two ALL10196 axle combo ratchet straps and two ALL10200 axle tie back straps. Enough tie downs to secure a car to any trailer.



Axle Straps

Axle straps or winch straps work great for wrapping around the chassis or axle tubes when securing a vehicle to the trailer or when winching a vehicle. Adjustable protective sleeve can be positioned as needed to help prevent strap damage from sharp edges. The working load limit is the maximum load a strap should be subjected to during normal use.

Part No.	Width	Length	Hook Type	Working Load Limit
ALL10200	2"	24"-40" Adj.	Twist	1,660 Lbs.
ALL10203	2"	21"	Delta Ring	3,300 Lbs.
ALL10204	2"	21"	D-Ring	1,660 Lbs.
ALL10207	2"	33"	Delta Ring	3,300 Lbs.
ALL10208	2"	33"	D-Ring	1,660 Lbs.



Chassis Tie Down Brackets **ALL60075**

Steel brackets weld to chassis and provide a secure mounting location to hook a tie down strap or winch cable. Set of 2.



Recessed D-Ring **ALL10210**

Heavy duty recessed D-Ring.



D-Ring Backing Plate **ALL60074**

Backing plate strengthens and reinforces the mounting area of Allstar recessed D-rings. Plate may also be used as a template when installing D-rings and is bare steel allowing plate to be welded in place. 1/4" thick.



Ratchet Binders



Secure extra equipment in the trailer with these 1" wide binders made of heavy duty nylon webbing. Easy, one hand operation. Ratchet binders have a 1,000 lbs. rating.
 ALL10180 Standard 8' Length
 ALL10182 Heavy Duty 16' Length

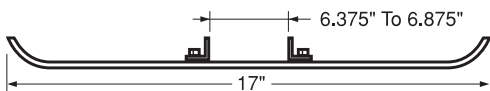
Aluminum Pit Jack

Lightweight, 3,000 lb. capacity floor jack has a low profile to roll under the lowest slung race chassis. Made of high quality aluminum, jack incorporates a patented hydraulic system to reach maximum height of 17-1/2". Large, two-piece handle has a spring detent to lock handle halves together. Built-in stops on the jack prevent the handle from falling forward past the 12 o'clock position. Rolls easily on heavy duty rear caster wheels. Optional dirt wing adapts jack for use in unpaved pits.

ALL10422 3-Pump, Red
ALL10425 6-Pump, Silver

Dirt Wing For Pit Jack **ALL10426**

Provides a sturdy base when using the pit jack on a dirt surface.



Jack Stands **ALL10124**

Jack stands with unitized frame will support three tons. The ratchet locking mechanism assures safe, positive height control. Adjustable from 12-1/2" to 17-1/2". Sold in pairs.

Stack Stands

Support stands can be stacked together to conserve valuable space in the trailer or the shop. Stands are 14" tall with a sturdy 12" x 15" base. Choose aluminum stands, rated at 3,000 lbs., or steel versions, rated at 3,500 lbs. Sold in pairs.

ALL10254 Steel, Red
ALL10255 Aluminum, Silver

Wheel Dollies

Move cars easily to make more room in garage or race shop. Dollies, in steel or aluminum, have rounded lower sections to safely cradle each tire. Steel dollies are 14-1/2" wide x 23-1/2" long with standard casters for use with cars up to 4,000 lbs. Aluminum dollies are 10" wide x 16" long with standard casters for cars up to 4,000 lbs. or deluxe ball bearing swivel casters to accommodate cars up to 5,000 lbs. Deluxe casters also include one wheel brake per dolly. All dollies are sold per pair. Ratings stated are when using a combined set of four same wheel dollies.

ALL10129..... Steel, Standard Casters, For Cars Up To 4,000 Lbs. (Single Dolly Rating 1,000 Lbs.)

ALL10134..... Aluminum, Standard Casters, For Cars Up To 4,000 Lbs. (Single Dolly Rating 1,000 Lbs.)

ALL10135..... Aluminum, Deluxe Casters, For Cars Up To 5,000 Lbs. (Single Dolly Rating 1,250 Lbs.)

Track Mats

Mats fold for easy storage and are ideal for use on asphalt, dirt, in the pits or on the garage floor. Vinyl covered pad measures 52" x 24" unfolded, 12" x 24" folded.

ALL10126..... Black
ALL10127..... Red
ALL10128..... Blue

Moving Blanket **ALL12013**

All purpose padded moving blanket is an ideal ground cover at the track, fender/seat cover or moving/storage pad. Quilted with bound edges. 72"x 80".



Josh Richards

Photo: John Berglund



Dylan Woodling

Photo: John Berglund



Steve Casebolt

Photo: John Berglund




Pit Cart Chassis ALL10600

Universal kit is a good starting point for building your own custom pit cart. Welding is required and the kit includes all the necessary components to get you off the ground with a rolling platform. Includes a pre-welded front cross member, spindles, steering components, 1" x 2" steel frame tubing with main rails drilled for rear axle, pre-welded rear axle assembly, wheels, tires and a handle.



Race Car Lift With Pump



Portable lift collapses to a low 3" profile and raises up to 17". Lift is easily positioned under race car to raise off the ground simplifying tire changes and chassis tuning and will support up to 2,400 lbs. Complete system includes a 110V AC 3/4HP hydraulic pump with cord and plug, hydraulic cylinders with down assist canisters, 1" bolt on risers for cars with raised frame rails, safety struts to lock raised lift in place, assist handle and 20' of hydraulic quick connect hose to attach pump to lift. The pump provides power up/gravity down operation and can be mounted either horizontally or vertically, typically mounted to trailer or a hand cart. A push-button on the motor starts the unit to raise lift. To lower, a manually operated release valve is used for finger-tip control of lowering speed. Pump is compatible with hydraulic fluid, ATF, 10W30 or 10W40 oil (not included). Assembly is required, all hardware included.

- ALL11270..... Steel Frame Race Car Lift Kit With Pump
- ALL11272..... Aluminum Frame Race Car Lift Kit With Pump

Components

- ALL11271..... Race Car Lift Steel Frame, Only
- ALL11273..... Aluminum Frame Only
- ALL11274..... 20' Hydraulic Hose
- ALL11275..... 30' Hydraulic Hose
- ALL11276..... Steel Handle
- ALL99275..... Lifting Cylinder Left
- ALL99276..... Lifting Cylinder Right
- ALL99277..... Hose (Tee To Cylinder)
- ALL11280..... 110V Hydraulic Pump, Only
- ALL99273..... Down Assist Cylinder
- ALL99274..... Replacement 90 Degree Cylinder Fitting

Race Car Air Jacks

Raise your car in seconds! The Allstar Air Jack system connects to your race car with included weld-on mounting rings or with ALL11305 bolt-on mount kit (sold separately) for simplified installation. Works with a nitrogen tank, requires a hi-pressure regulator and a minimum 400 PSI hose.



- ALL11300..... Complete Kit (15-1/4" Stroke)
- ALL11302..... Complete Kit (11-3/4" Stroke)

Related Items

- ALL11315..... Air Jack Cylinder 11-3/4" Stroke
- ALL11316..... Air Jack Cylinder 15-1/4" Stroke
- ALL11317..... Safety Prop For 11-3/4" Cylinder
- ALL11318..... Safety Prop For 15-1/4" Cylinder
- ALL11305..... Aluminum Bolt-On Mount Kit (8 Split Mounts)
- ALL11319..... Mounting Ring Kit
- ALL11310..... Pressure Regulator
- ALL11312..... Premium Hose Kit (See Below)
- ALL11320..... Complete Plumbing Kit

High Pressure Regulator

ALL11310

Nitrogen tank regulator is adjustable from 10-500 PSI and is designed for use with the Allstar air jack kit ALL11300.



Premium Hose Kit For Air Jack System ALL11312

Premium hose kit includes 35 feet of 500 PSI hose and fittings to connect ALL11300 air jack system to ALL11310 regulator.



Chassis Dollies ALL10625

Steel chassis dollies allow a car or chassis to be moved around the shop easily and safely. Each dolly measures 30" across the top with high density rubber pads and a single wheel brake to help prevent rolling. Dollies adjust from 13" to 19" high with a removable 1" block on one side for use on sprint cars with a raised rail chassis. Stands also collapse flat for storage in shop or trailer. Dollies are rated up to 2000 lbs. per set and sold as a pair.



Air Hose

3/8" rubber hose with durable outer coating is weather, oil and solvent resistant. Maximum operating pressure is 200 PSI, burst pressure is 800 PSI. Solid brass 1/4" NPT end fittings.

- ALL10526 Air Hose 25'
- ALL10527 Air Hose 50'



Nitrogen Bottle Holder

ALL12210

Attach to trailer or shop wall to secure 9-1/4" diameter nitrogen bottle in upright position. Heavy steel bracket has a 1-1/2" wide hinged strap that pivots for easy bottle replacements. Overall bracket length is 17-1/2" with mounting holes 16" on center. Set of two.



Pit Sockets

The same pit sockets used by many top race teams. Steel sockets have a 1/2" drive to work with most impact guns and a machined lug nut end (not hex), for use with 1" lugnuts.

- ALL10230 2-1/4" Tall, CNC Machined
- ALL10232 3-1/4" Tall, CNC Machined
- ALL10233 3-1/4" Tall, Economy



Pit Extension With Hex Socket

Hex style pit socket with a built-in extension prevents extension and socket from separating during wheel changes. Brightly powder coated finish provides a durable coating and helps prevent loss in dark pit areas.



3/8" Drive

- ALL10234 5" Pit Socket **NEW!**
- ALL10235 12" Pit Socket **NEW!**

1/2" Drive

- ALL10239 5" Pit Socket
- ALL10240 12" Pit Socket



Scott Douglas

Photo: Mike Reusche

Super Sockets With Extension

Pit sockets are available with 5" or 11" extensions and include our Super Socket for fast wheel changes without jamming lug nuts. Sockets fit 1" lug nuts and are used with 1/2" drive impact guns.

- ALL10242 5" Pit Socket
- ALL10241 11" Pit Socket



Quick Spin Lug Wrench **ALL10107**

Sturdy lug wrench is made of 7/8" diameter tubing with a deep 1" socket welded to one end and a sealed bearing pressed on the other. Overall length is 18" with 7-1/2" handles. Gray powder coated finish.



Economy Quick Spin Lug Wrench

ALL10108

Lug wrench is a 1" diameter tube with a shallow 1" socket welded to one end and rotating piece of plastic pipe attached to the other. The 10" handles are angled with rubber grips and the overall length is 23".



Wheel Wrench **ALL10655**

Sprint car wheel wrench features a removable sleeve adapter to fit heavy duty and lightweight axles. Six-point socket fits 3" axle hex nuts. Black powder coated, aluminum construction.



Aluminum Air Tanks

Lightweight aluminum tanks are portable providing an easy way to air up tires. Welded tanks will not rust or corrode and are pressure tested to military specifications up to 300 PSI.

- ALL10531 6" x 12" Horizontal Tank, 1-1/2 Gallon
- ALL10532 7" x 24" Vertical Tank, 2-3/4 Gallon
- ALL10530 9" x 11" Horizontal Tank, 2-3/4 Gallon
- ALL10534 9" x 20" Horizontal Tank, 5 Gallon



Replacement Parts

- ALL99340 0-200 PSI Gauge
- ALL99341 Hose With Chuck
- ALL99342 Brass Manifold



ALL99342 ALL99340 ALL99341



Tire Pressure Gauges

2" gauge has a 12" flex hose with swivel chuck and pressure release valve. Accurate to within +/- 1%.

- ALL44076..... 0-20 PSI
- ALL44077..... 0-40 PSI



ALL44077

Tire Pressure Gauges, Glow In The Dark

Tire pressure gauge has a glow in the dark face. Swivel chuck rotates 360 degrees on a 14" long rubber hose for easy placement on valve stems with leak free operation. A rubber cover surrounds the gauge for added protection against drops and has a ribbed molded pattern for increased grip. Gauge also features a built-in pressure release valve for removing air in small amounts for precise pressure adjustments.

2-1/4" Diameter

- ALL44056..... 0-15 PSI, 2-1/4"
- ALL44057..... 0-30 PSI, 2-1/4"
- ALL44058..... 0-60 PSI, 2-1/4"

4" Diameter

- ALL44046 0-15 PSI, 4"
- ALL44047 0-30 PSI, 4"
- ALL44048 0-60 PSI, 4"



ALL44047

Tire Gauge Holders

Secure holder to shop or trailer wall to keep tire gauge conveniently located. Aluminum holder works with most tire gauges and has wrap around sides to hold gauge in place.



ALL12259

- ALL12259 Holds Gauges Up To 3-1/2" O.D.
- ALL12260 Holds Gauges Up To 4" O.D.

Valve Stem Puller ALL44032

Puller threads onto valve stem and properly pulls rubber valve stems into place. Large rubber block protects expensive wheels and creates leverage when pulling.



Valve Core Tool ALL44030

Easily remove and install new valve cores. Base of handle has a machined pattern to aid with grip. Ergonomically designed and crafted from stainless steel. Measures 3" overall length.



Billy Utley

Photo: Matt Hauch

Tire Log Decal

Easy to write on, vinyl decal is handy when recording important tire information at the track. 8-1/2" x 2".

- ALL047 4-Pack
- ALL047-40.... 40-Pack



Tire Durometer ALL44034

Easily check tire hardness. Includes storage pouch.



Stagger Gauge ALL10116

Measures tire diameter and automatically converts it to circumference. Strong tubular gauge will not flex and will provide accurate, consistent stagger measurements every time. Gauge measures from 65" to 115" in 1/4" increments.



Replacement Part

- ALL99044 Tape Decal

Tire Tape Measures

Ten foot long tapes are ideal for measuring tire diameters and checking stagger.

- ALL10111 Economy
- ALL10112 Deluxe



ALL10112

Tire Crayons

Ideal for temporary tire marking. 1/2" x 4-5/8".

- ALL12060 White
- ALL12061 Yellow



Paint Markers

Long-lasting, weather, water, and UV-resistant markers work on glass, plastic, rubber, and metal. Durable fiber tip permits fine or bold lines. Perfect for indicating tire stagger. Quick dry, lead-free paint.

- ALL12050 Aluminum
- ALL12051 Yellow
- ALL12052 White
- ALL12053 Red
- ALL12054 Blue
- ALL12055 Light Blue
- ALL12056 Black
- ALL12057 Orange



Electric Tire Prep Stand

ALL10565

Electric tire prep stand eases grooving, siping, grinding and even cleaning of tires. Two-way switch permits clockwise or counterclockwise rotation. Foot operated pedal controls the rotation of the tire. A 110V accessory outlet is included for convenient plug-in of siper or groover. Stand will accommodate 5x5 or Wide 5 wheels.



Components

ALL10566 Electric Motor Assembly Only
 ALL10567 Cart Only

Tire Tool Adapter

ALL10570

Tire tool adapter is designed for use as an accessory to Allstar's electric tire prep stand ALL10565. Adapter arm with cushioned handles slides left and right to allow tire tool access to the entire width of tire. All mounting hardware is included. Adapter accepts ALL10551 tire tool head (sold separately).



Related Part

ALL10551 Tire Tool Head

Tire Sander Holder

ALL10569


Bracket bolts to electric tire prep stand and holds ALL44185 style sander.



Grooving Iron Holder

ALL10568

Bracket bolts to electric tire prep stand and holds two Ideal style grooving irons.



Tire Siper Holder

ALL10571

Bracket bolts to electric tire prep stand and holds ALL10266 heated tire siper.



Hogue Engines

Photo: Gary Gasper

High Torque Electric Tire Prep Stand

ALL10575

Electric tire prep stand with high torque motor is a heavy duty version of Allstar's standard tire prep stand that provides increased reliability and power when servicing tires. Prep stand eases grooving, siping, grinding and even cleaning of tires. Two-way switch permits clockwise or counterclockwise rotation. A foot operated pedal controls the rotation of the tire. A 110V accessory outlet is included for convenient plug-in of siper or groover. Stand will accommodate 5x5 or Wide 5 wheels.



Components

ALL10576 Wheel Mount/Motor Assembly
 ALL10577 Cart/Stand For ALL10576

Related Parts

ALL10572 Tire Tool Adapter
 ALL10574 Tire Wrapper Attachment
 ALL10569 Tire Sander Holder
 ALL10568 Grooving Iron Holder
 ALL10571 Tire Siper Holder



Tire Perforator Tool Adapter For High Torque Tire Prep Stand

Tire tool perforator adapter is designed for use as an accessory to Allstar's (high torque) electric tire prep stand ALL10575. The adapters arm features cushioned handles and slides side to side allowing perforator tool access to the entire width of tire. A retractable leg helps support and stabilize the tire tool adapter and unit. Adapter also has mounting holes to accept the ALL10574 Tire Wrapper Attachment (sold separately) to wrap tires after prepping.



Tire Wrapper Attachment

ALL10574

Tire wrapper attachment mounts directly to tool perforator adapter ALL10572 to easily wrap tires after prepping. Attachment accepts tire wrap tubes up to 18" wide with a core I.D. of 3".



James Cornell



Tire Prep Stand

ALL10555

Steel tire prep stand is a must when grooving, siping, grinding or even cleaning tires. Bolts together, and the pivoting head eases initial tire mount. A locking T-handle secures the head assembly. Can be used with 5x5 or Wide 5 wheels.



Tire Prep Mount **ALL10561**

Manual steel tire prep mount eases grooving, siping, grinding or even cleaning tires. Special one-way bearings prevent "roll back" when grooving or siping. Bolt to a wall stud or other solid surface. Can be used with 5x5 or Wide 5 wheels. ALL10562 wall swivel (sold separately) allows use at various angles.

ALL10562 Swivel Wall Mount Bracket



Tire Perforator Tool

ALL10550

Tire tool perforates tire surface for better traction. Steel roller is 2" wide with a series of 1/4" tall, straight pin rows. 5" wood handle. Use caution when handling and storing tool, pins are needle sharp.



Allstar Gloves

General purpose gloves protect hands from everyday abuse in the shop or at the racetrack. Lightweight, elastic weave material with reinforced palm and fingers allows mobility and unrestricted use.

ALL99940 Medium
ALL99941 Large
ALL99942 X-Large



Allstar Apron **ALL99962**

Black cloth apron has pockets to keep tools close at hand. Reverse apron to place pockets on the inside when grinding tires. Adjustable strap allows one size to fit all.



Dirt Tire Soap

ALL78236

Clean your tires like the Pro's! Simply mix with water and spray on your tires before washing them and the mud almost falls off. One gallon container.



Easy Wrap Tire Covers

Cover tires quickly and easily. Elastic bands allow you to stretch the cover over your tires after washing or grinding to keep tires clean.



Description	4-Pack	12-Pack
UMP Modified Tires (85-89" Dia.)	ALL44222	ALL44222-12*
Late Model Tires (93-96" Dia.)	ALL44223	ALL44223-12*

***NEW!**

Tire Wrap **ALL44224**

Tires lose solvents and moisture over time but keeping them covered helps prevent tires from drying out. Wrap also helps contain or reduce the amount of chemicals used during "soaking" by minimizing evaporation. Wrap is 18" wide x 1500' long.



Nick Kurtz

Photo: John Berglund



Woody Pool

Photo: Stan Kalwasinski



Cory Lamb

Photo: Matt Hauch



Heated Tire Groovers

Groovers add extra traction in minutes.

Tapered, razor sharp blade grooves fast and easy. To operate, insert a blade into groover, set blade height with a tire depth gauge and set the power level. Triggerless activation by placing the cutting edge against the tire surface and apply pressure to activate rocker switch, built into head, creating instant heat.

Includes 2 each 4/32", 6/32", 8/32" and 10/32" flat blades.

ALL10260 **NEW!** 110V Groover Features a 4 level dial and a hi/low switch for 8 total heat settings.

ALL10590 220V Groover (Intended For International Use) Features a 4 level dial and a multi-positional dial for fine tuned heat settings. Power cord requires the attachment of a 220 volt, grounded, 3-prong plug (not included).



ALL10260

"All-In-One" Heated Tire Groovers

Self-contained groover has built-in temperature controls eliminating the additional cord and separate control box common with other groovers. Don't let the small package fool you; this groover has the ability to cut small intricate grooves yet still handle removing material up to a 1/2". Tapered, razor sharp blade grooves fast and easy. To operate, insert a single blade into groover, set blade height with a tire depth gauge and set the power level. Place the cutting edge against the tire surface and obtain instant heat by simply pulling back on the trigger. Groover features a Hi/Low toggle switch and a temperature control dial in the handle for setting desired heat level. "All-In-One" groover requires "All-In-One" blades; do not use standard groover blades with this groover.



ALL10770

ALL10770 110V Groover Includes 1 Each 4/32", 5/32", 6/32", 8/32" And 10/32" Flat Blades.

ALL10772 220V Groover (Intended For International Use) Power cord requires the attachment of a 220 volt, grounded, 3-prong plug (not included). Includes 1 Each 4/32", 5/32", 6/32", 8/32" And 10/32" Flat Blades.

Replacement Parts

(for ALL10260)

ALL99392 Head Assembly **NEW!**

ALL99393 Head Rebuild Kit **NEW!**

ALL99394 Blade Clamps, 1-Pair **NEW!**

ALL99303 Clamp Nuts, 1-Pair

ALL99304 Clamp Screws, 1-Pair

ALL99305 Cradle Springs, 1-Pair

ALL99306 Slide Pads, 3-Pair

ALL99307 Hex Wrench



ALL99392

ALL99393

ALL99394

ALL99306

Replacement Parts

(for ALL10270 and ALL10590)

ALL99104 Tension Lever Kit

ALL99105 Head Assembly

ALL99106 Front Pads w/Screws, 3-Pair

ALL99107 Rear Pads w/Screws, 3-Pack

ALL99127 Head Blade Divider



ALL99104

ALL99105

ALL99106

ALL99107

ALL99127

Replacement Parts

(for ALL10770 and ALL10772)

ALL99300... Head Assembly

ALL99301... Head Rebuild Kit

ALL99302... Blade Clamps, 1-Pair

ALL99303... Clamp Nuts, 1-Pair

ALL99304... Clamp Screws, 1-Pair

ALL99305... Cradle Springs, 1-Pair

ALL99306... Slide Pads, 3-Pair

ALL99307... Hex Wrench



ALL99300

ALL99301

ALL99302

ALL99306

Tire Groover Blades, 12-Packs



Blade	Size	Flat Bottom Blades	Round Bottom Blades
#1	1/32"	-	ALL10267
#2	2/32"	-	ALL10268
#3	3/32"	ALL10271	ALL10269
#4	4/32"	ALL10272	ALL10276
#6	6/32"	ALL10273	ALL10277
#8	8/32"	ALL10274	ALL10278
#10	10/32"	ALL10275	ALL10279

"All-In-One" Groover Blades, 12-Packs



Blade	Size	Flat Bottom Blades	Round Bottom Blades
#1	1/32"	-	ALL10790
#2	2/32"	-	ALL10791
#3	3/32"	ALL10780	ALL10792
#4	4/32"	ALL10781	ALL10793
#5	5/32"	ALL10782	ALL10794
#6	6/32"	ALL10783	ALL10795
#8	8/32"	ALL10784	ALL10796
#10	10/32"	ALL10785	ALL10797
#12	12/32"	ALL10786	ALL10798
#14	14/32"	ALL10787	-
#16	16/32"	ALL10788	-

Heavy Duty Flat Bottom Grooving Blades

Heavy duty blades are twice as thick as standard blades for removing large amounts of material with less chance of blade damage. Commonly used in off-road racing. Package of 12.



ALL10580 #16 Flat, 16/32"

ALL10582 #20 Flat, 20/32"

ALL10584 #24 Flat, 24/32"

ALL10586 #32 Flat, 32/32"



Kyle Dumpert

Photo: Dusty Wiegert



Heated Tire Siper

ALL10266

Sipe tires quickly and effortlessly while maintaining precise control. Siping can greatly improve traction by allowing the tire to reach and maintain optimum temperature. A locking lever and blade clamping screw secures up to 13 blades in the head assembly. Blades can be easily positioned up or down to desired cutting depth. A built-in blade rail holds blade strips in place while individual blades are snapped away. Tool heats in 10-15 minutes. 110V plug in operation only.



Replacement Parts

ALL99104 Tension Lever Kit
ALL99109 Heating Element



Siping Blades

ALL99108

Siping blades are designed to work in ALL10266 Heated Tire Siper and ALL10540 8-Blade Siping Head. Four strips contain six individual break-away blades that are easily removed or separated using needle nose pliers. Package of 24 blades.



Tire Sipers



Get more sipes per swipe! 6-blade and 14-blade sipers quickly and precisely sipe tires for better traction. Units have adjustable sipe depth. Lightweight sipers use standard utility blades and are constructed for heavy duty use.

ALL10265 6-Blade, Black (Push Or Pull)
ALL10264 14-Blade, Red (Pull Only)



Tire Siper

ALL10109

Cutting tires for added traction is easy with this handy tool. Push tool across tire; no heat required. Includes #4 head and blade.



Replacement Blade

IHKBL04 #4 Blades, 12-Pack



Siping Heads

For use with Ideal IHK 125 grooving iron, heads have spacers to convert grooving iron to a multi-blade siping tool. Blades for siping sold separately.

ALL10545 4-Blade #3 Head
ALL10546 4-Blade #4 Head
ALL10547 6-Blade #2 Siping Head
ALL10548 6-Blade #3 Siping Head



Related Parts

IHKBL02 #2 Blades, 12-Pack
IHKBL03 #3 Blades, 12-Pack
IHKBL04 #4 Blades, 12-Pack

Multi-Blade Siping Head

ALL10540

Siping head converts standard two blade pistol grip sipers into an eight blade siper. Head holds up to eight individual break-away style blades that can be adjusted as needed for desired cutting depth. Head works with pistol grip and other heated sipers that accept a .400" round mandrel. Blades are sold separately.



Related Part

ALL99108 Siping Blades, 24-Pack

Storage Tote

ALL059

Durable storage tote has many uses around the shop or in the trailer. Store extra parts or keep parts from being damaged during storage. Great for organizing ratcheting tie downs, specialty tools, such as tire groover, siper and related tools. Totes also work well for storing chemicals and fluids to prevent spilling in cabinets. Interlocking lid design allows multiple totes to be securely stacked together. Inside dimensions are 20" L x 14" W x 12" H.



Billy Balog

Photo: John Berglund



Carson Macedo

Photo: John Berglund

Tire Sander

ALL44185

Extend the life of used tires by removing a thin, hardened layer of rubber. Heavy duty 7" Milwaukee sander with 2.25 HP/13 amp motor, has a 0-6000 adjustable RPM range to compensate for varying tire hardness and features a 10 ft. detachable cord. Backing pad and discs are sold separately.



ALL44184..... Filter For Tire Sander
ALL99134..... Replacement 10' Cord for ALL44185 Tire Sander

7" Backing Pad (Hard)

ALL44186

7" backing pad works with ALL44187, 7" sanding discs and attaches to ALL44185 tire sander.



7" Sanding Discs ALL44187

36-grit discs are 7" round and secure to ALL44186 backing pad. Package of 5.



8" Backing Pad (Soft)

ALL44188


8" backing pad works with ALL44189, 8" sanding discs and attaches to ALL44185 tire sander.



8" Sanding Discs

ALL44189

36-grit discs are 8" round and secure to ALL44188 backing pad. Package of 5.



Tire Grinding Discs



ALL44180 ALL44181 ALL44182 ALL44183 ALL44196

Grind off the hardened outer "skin" on used dirt track tires and create round, aggressive sipes to increase traction. Use caution when handling and storing nail head disc, pins are needle sharp.

Part No.	Description	Diameter	Arbor Hole
ALL44180	Rounded Disc, 23 Grit	4"	5/8"
ALL44181	Flat Disc, 23 Grit	4"	5/8"
ALL44182	Rounded Disc, 16 Grit	7"	7/8"
ALL44183	Nail Head Disc	7"	7/8"
ALL44196	Nail Head Disc	8"	5/8"

Safety Note: To prevent bodily injury the tire must be mounted on the car or secured in a tire holder. Eye and hand protection is required.


Bead Breakers

Convenient tool makes quick work of breaking down even the most stubborn tire beads.

Durable steel construction with rubber hand grips. Standard and wide jaw breakers are for use with most 15" wheels. The adjustable arm version ALL44028, allows bead breaker to be used on most 10", 13" or 15" wheels simply by changing the length of the arm. Wide jaw bead breaker works well with soft sidewall tires helping prevent damage to sidewall. Clamp the hook and inside jaw against the rim, while maintaining slight pressure on the outside handle press down on the inside handle using the outer jaws to separate the tire from the rim, moving around the rim as needed.



ALL44028



ALL10105 Standard-Jaw Bead Breaker
ALL44028..... Standard-Jaw Bead Breaker With Adjustable Arm
ALL10106 Wide-Jaw Bead Breaker

Tire Spoons

Steel tire spoons help to mount and dismount tires after bead has been broken. Various sizes are available to work with most tire/wheel combinations. Small tool works well to fit inside tire during removal while rounded ends help prevent damage to tire and wheel.




ALL10103 ALL10104 ALL44037 ALL44036

ALL10103..... 24" Straight With Round End
ALL10104 16" Curved With Flat End
ALL44037..... 16" Curved With Round End
ALL44036..... 9" Curved With Round End

Asphalt Tire Book

ALL041

Keep track of tire settings before and after race. 4" x 5" pocket size book includes 50 carbon copy pages perforated for easy tear off.



Tire Stack Cover

ALL44220

Easy access canvas cover features a full length zipper. Perfect for use in the tire impound, keeping your tires out of the weather or hiding them from the eyes of your competition. 50" tall black cover will fit a set of 4 tires with a 86" maximum circumference.





Toe Plates

Aluminum plates simplify setting of toe-in and toe-out. Plates fit against outside edges of tires. Using two tape measures (sold separately), measure the distance front and rear, between plates. The difference in tape readings is the toe setting. Deluxe plates have radiused edges, slots for narrow and wide tape measures and are 9" tall x 23" wide to work with vehicles with smaller wheel openings. Standard plates are 1/2" thick, 11" tall x 32" wide and work well for vehicles with larger wheels and wheel openings. Set of two plates.



ALL10117



ALL10119

ALL10117 Standard
ALL10119 Deluxe

16 Ft. Tape Measure


ALL10675

16' x 3/4" blade has fractional markings every 1/8" for quick reference.



Toe Gauge ALL10118

Check toe quickly and easily. Allows one person operation and the ability to check front and rear toe dimension from the front of the car without removing tool. Adjust stop against front sidewall of tires, slide tool to rear sidewall and the difference is the amount of toe out. Tool adjusts to measure from 49" to a maximum width of 89".



Caster Plate ALL10752

Not sure if you turned your wheels the same amount each time when adjusting caster settings on your race car? Unless you have expensive turn plates, you're never certain, until now. This quick reference gauge positions under the upper ball joint nut, with markings facing up, to easily view. Place a mark on the shock body or fabricate an indicator to use as a reference point.



Ground Clearance Indicator

ALL10725

Determine how close the frame is to the ground on the race track. These unique kits feature an aluminum bracket that rivets to the frame with an adjustable plastic wear rod. Sold each.



Replacement Part

ALL10726 Wear Rods, 4-Pack

Set-Up Plates

Set-up plates are used for squaring and stringing chassis to ensure accurate chassis set-up by eliminating wheel and tire differences. Plates are 1/2" thick and can also be used when setting bump steer or checking axle tubes for straightness. Sold each.



ALL10660



ALL10662

ALL10660 5x5, 7" x 28"
ALL10662 Wide 5, 12" x 28"

Set-Up Stand

Before tire and wheel are removed, measure distance from center of hub to the ground. Remove the tire and wheel, replace with the set-up stand and adjust accordingly. Adjustments can be made with car at exact ride height with the wheel and tire out of the way. Sold each.



ALL10664 5x5
ALL10666 Wide 5

Set-Up Tool ALL10668

Tool replaces the front coil-over shock assembly to simulate range of front suspension movement for checking bump steer and roll center. Hex head, threaded shaft raises and lowers suspension to simulate racing conditions. Jam nuts can be positioned to limit rebound and compression. Not designed to support total vehicle weight, only suspension components.



Upper Ball Joint Wrench

ALL11190

Wrench is designed to remove and install common screw-in upper ball joints that are 1.900" wide (ALL56214).



Hudson O'Neal

Photo: John Berglund



Don O'Neal

Photo: John Berglund

Suspension Tube Set Up Tool

ALL10676

Slide rule device quickly measures and duplicates suspension or steering tube distances with 1/2", 5/8" and 3/4" rod ends. Set-up tool has an engraved scale with 1/16" increments for durability and accuracy.

Rod End Centering Kit

ALL10672

Compact inserts are placed into rod ends of suspension, steering or other tube assemblies to quickly measure and adjust on the workbench or other flat surface with any standard tape measure. Inserts can be used on assemblies with 1/4", 3/8", 1/2", 5/8" and 3/4" rod ends.

Adjustable Panhard Bar Wrench

ALL11192

Wrench is designed to work with adjustable Panhard bars with 1-3/8" adjusters. Shorter than a standard wrench, this wrench is convenient for making adjustments in tight areas.

Ride Height Blocks

Chassis set-up blocks are adjustable in 1/4" increments. A quick release pin holds block at desired height. Bottom surfaces of blocks are contoured to fit steel tubing or any flat surface and have magnets for holding block to chassis. Short blocks adjust 1.75"-4". Tall blocks adjust 3"-6". Package of 2.

ALL10720 Short
ALL10721 Tall

Ride Height Block Adapters

ALL10722

Adapters replace the standard flat pad on Moose style set up blocks and are machined to cradle axle tubes during chassis set-up. Package of 2.

Ride Height Block

Cradle Rollers ALL10723

Built-in rollers allow live axle rear-ends to rotate while on the cradles or when using the rear axle to rotate the engine to check or adjust the valve train. Package of 2.

Shock Inflation Tool **ALL64260**

Shock inflation tool threads onto shock Schrader valves. Fill valve and 0-300 PSI gauge head rotate independently, 360°, for easy filling and reading. Complete with built-in bleeder and includes a protective storage case.

Shock Eye Socket

ALL64255

The ideal tool for shock rebuilders or anyone that disassembles shocks on a regular basis! Unique socket safely removes and installs the shock rod end without risk of damage to the spherical ball. Steel socket contacts the outer housing of 1/2" rod ends up to .640" wide and has a 1/2" drive for ratchet or impact use.

Shock Workstation

ALL64264

The all-in-one shock workstation holds shock bodies in the upright position for ease of shaft removal or assembly and holds shock shafts vertical or horizontal for easier repairs or revalving. Aluminum construction workstation can be placed in a vise and has 1/4" threaded holes for custom mounting.

Shock Workstation

Base ALL64267

Steel base is helpful when mounting Allstar workstation (ALL64264) in a trailer or to a shop workbench. Mounting hardware included.

Shock Drip Cup **ALL64265**

No more messy oil soaked rags or shock oil dripping onto the workbench. Shock drip cup has a specially designed rubber seal that conforms to a broad range of shocks and holds cup in place. Fits 1-1/2" to 2-1/8" O.D. shock bodies.

Replacement Part

ALL99290..... Drip Cup Seal

Shock Racks

Shock rack holds four shocks with 2-1/2" springs and easily mounts to trailer, shop wall or pit cart. Rack is designed to hold shocks in place by pushing shock rod end or eye over the outer O-ring or alternatively, the outer O-ring may be removed to expose a predrilled hole for a hair pin clip such as ALL18442 which are sold separately.

ALL12212..... Standard Rack

ALL12211..... Adjustable Base Rack

Replacement Part

ALL12213..... Shock Pin, O-Ring and Bolt

Related Part

ALL18442..... 1-5/8" Hairpin, 2-Pack



Pinion Centering Jig

ALL68370

Pinion centering jig fastens to the rear end housing and locates the pinion centerline when building or narrowing housings. Machined slots are designed to retain most tape measure ends for accurate measurements. Applications include GM 12 and 14-Bolt, Dana 44 and 60, Chrysler 8-3/4", Ford 8.8" and 9" housings.



Ford 9" Set Up Carrier

ALL14169

Set up carrier takes the place of the gear set on Ford 9" rear end housings and will keep dirt and debris out of the housing. A pinion bracket can be attached to the cover so the J-bar or Panhard bar can be mounted for car transportation. The tip of the handle matches the centerline of the driveshaft U-joint so driveshaft length can be easily measured. Gloss red powder coated finish.



Pinion Yoke Wrench

ALL68372

Wrench fastens to most popular pinion flanges and companion flanges to hold when setting bearing pre-load and tightening retaining bolt or nut. Wrench has provisions to work with 1/2" or 3/4" drive tool. Center hole is 2" to clear most sockets. Universal slotted bolt patterns for 1/4", 5/16" and 3/8" fasteners for most AMC, Dana, Ford and GM yokes.



Rear End Station Brackets

ALL10178

Stand adapter brackets fasten to adjustable arms of most engine stands. Supports full size car and light truck rear axle housings when servicing or replacing differential gear sets. Position housing onto arms and secure into place with included retaining straps.



Engine Stand
Not Included

Spindle Nut Sockets

Aluminum hex style spindle nut sockets fit 1/2" socket wrenches.

ALL10110..... 2-3/8" Spindle Nut Socket For 2" Pin, Allstar, PCR 5x5 And Most Wide 5 Hubs

ALL10115..... 2-7/8" Spindle Nut Socket For 2-1/2" Pin, Allstar, AFCO, Winters And SCP 5x5 Hubs



Quick Change Tube Install/Removal Tool

Finally an easy and correct way to install and remove quick change axle tubes. Secure support tool into a vice or to a workbench with optional brackets. Components are included to remove and install tubes with the turn of a wrench. An adapter for tubes with Wide 5 or 5 on 5" hubs is also included.



Related Parts

ALL11355..... Installation End Cap For Bolt-On and 2-7/8" Pin Wide 5 Tubes

ALL11351..... Mounting Bracket Kit For Quick Change Tube Install/Removal Tool



Axle Spline Tool

Tool clamps in a vise to hold 31-spline axles. Assures perfect alignment for maintenance or installation of axle plugs used with Gold-Trac differentials.



T-Handle Axle Puller

ALL66115

All-in-one T-handle puller threads into axle for easy installation or removal. Tool includes adapters to fit 3/8"-16 coarse or 3/8"-24 fine thread solid axles, and 3/4"-16 fine thread gun-drilled axles.



High Pressure Grease

Originally used throughout the tool and die industry, this lube provides superior durability and wear protection taking the place of anti-seize in many applications. Recommended for spline to spline contact, threaded adjusters and engine fasteners. 4 ounce tube.



Quick Change Oil Plug Sockets

Six-point sockets fit on a 1/2" drive ratchet to remove or install plugs on quick change rear ends. Small socket fits plugs in most center sections and side bells. Large socket fits plug in Winters Ford 9" housings. Not recommended for high torque applications.

ALL11160..... Small, 1-3/8", Blue Anodized
ALL11161..... Large, 1-7/8", Red Anodized



Quick Change Oil Plug Wrench **ALL11140**



Double-ended, blue anodized aluminum Quick Change Oil Plug Wrench is handy for checking fill plug on center sections and inspection plug on side bell. Large end also fits inspection/fill plug on Winters Ford 9" housings. 12 point 1-3/8" and 1-7/8" ends are great for tight locations.

Nitrile Gloves

Nitrile gloves protect against dirt and grime and help prevent oil and harsh chemicals from contacting the skin. Gloves are latex and powder free to keep from irritating skin. General purpose gloves are great for light duty uses that are not exposed to chemicals. Chemical resistant gloves work well for general purpose as well as jobs that involve oil, fuel, brake fluid and most cleaning chemicals such as brake and carb cleaners. Package of 100.

General Purpose (Blue)

- ALL12020 Medium
- ALL12021 Large
- ALL12022 X-Large



Chemical Resistant (Black)

- ALL12024 Medium
- ALL12025 Large
- ALL12026 X-Large
- ALL12027 XX-Large



Absorbent Mats

A must for the work shop and trailer. These handy absorbent mats have bonded layers allowing fluid to spread quickly through material.



15" x 60" Rolls (Perforated Every 10")

- ALL12030 Universal For All Fluid Types (Oil, Coolant, Water)
- ALL12031 Oil Only

100-Pack (15" x 10" Individual Sheets)

- ALL12032 Universal For All Fluid Types (Oil, Coolant, Water)
- ALL12033 Oil Only

Quick Change Gear Case **ALL14355**

Sturdy composite storage case protects and holds up to 8 sets of quick change gears. Case has molded in carrying handles and metal hinges. 5" x 8" x 15-1/2" overall when closed.



Dan Wallace

Photo: John Berglund

Quick Change Gear Totes

Durable plastic quick change gear tote organizes extra gear sets and keeps them clean. Lid snaps shut to hold gears in place. 8"L x 5"W x 2"H.



Description	Single	10-Pack
White	ALL14350	ALL14350-10
Black	ALL14351	ALL14351-10
Yellow 6-Spline (Midget) Gear Set	ALL14352	ALL14352-10

Gear Tote Tray **ALL12269**

Neatly organize up to 10 quick change gear tote boxes vertically. Tray is 21" long x 5-1/2" deep with a 4" tall front edge making them perfectly sized for Allstar gear tote boxes.



Aluminum Ford 9" Gear Tote **ALL14168**

Keep Ford 9" third member neat and clean. Built-in handles ease carrying.



Plastic Drain Pan **ALL40112**

Round drain pan has molded-in handles and pour spout. 13-1/2" x 11" x 4", 7 quart capacity.



Aluminum Quick Change Drain Pan **ALL14166**

Aluminum drain pan is handy when changing quick change gears. Built-in perforated shelf holds gears and allows lube to drain into pan. Pan is 10-1/4" wide, 12" long and 3-3/4" deep.



Plastic Quick Change Drain Pan **ALL14356**

Tapered top drain pan, combined with an open flow corner allow **NEW!** quick change gear changes to happen even faster. Plastic, low profile, 2-piece pan includes a stainless steel filter screen molded into the top tray.



Drain Pan With Pump **ALL14171**

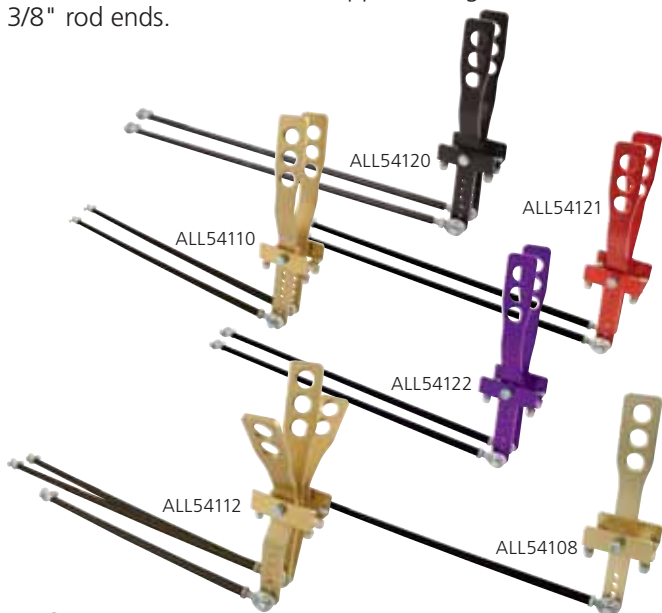
Drain pan with built-in pump holds and refills fluids when changing rear end gears. Molded plastic basin and lid slide together to prevent spilling of fluid. A crank handle is included for hand operation along with a length of straight hex shaft for use with an electric drill. 16" square x 7" tall. 14 quart capacity.





Aluminum Shifter Assemblies

Anodized lightweight shifters include 3/8" rod ends, locknuts and rods. Rods are tapped for right and left hand 3/8" rod ends.



Shifters Include:

- One Lever Shifter** – one 24" shifter rod
- Two Lever Shifter** – two 24" shifter rods
- Three Lever Shifter** – one 16" and two 24" shifter rods

- ALL54108 One Lever Shifter, Gold
- ALL54110 Two Lever Shifter, Gold
- ALL54120 Two Lever Shifter, Black
- ALL54121 Two Lever Shifter, Red
- ALL54122 Two Lever Shifter, Purple
- ALL54112 Three Lever Shifter, Gold

Replacement Parts

- ALL58006 3/8" RH Male Rod End
- ALL58016 3/8" LH Male Rod End
- ALL99015 Rod End Reducer Bushing 3/8" To 1/4"
- ALL99016 Nylon Washer Between Shift Levers

Two Lever Shifter With Lock

ALL54125

Black anodized shifter has a built-in lock to hold the transmission in gear when track is rough. Shifter includes one 16" long and one 24" long 3/8" shifter rod, 3/8" rod ends and hardware.

Two Lever Shifter With Lock

ALL54126

Black anodized shifter has a built-in lock which holds the transmission in gear when track conditions are rough. Shifter includes two 22" heavy duty 3/8" shifter rods and mounting hardware. Taller high range locking handle and shorter reverse handle provide easy identification and operation.

Two-Lever Shifter

With Unequal Handles ALL54124

Black anodized aluminum shifter has a two unequal length handles. Shorter lever commonly used for reverse. Includes 3/8" rod ends, lock nuts and 24" long rods.



NEW!

Shifter For Gen II Bert Transmission

ALL54127

Black anodized aluminum shifter is designed specifically for the Gen II Bert transmission. Shifter features a spring loaded reverse lockout gate to help prevent accidental engagement and easy to read engraved range positions. Shifter includes a 14" long, 3/8" shifter rod with rod ends along with an installation template.



Aluminum Shifter Rods

Black anodized shifter rods are tapped for right and left hand 3/8" rod ends and work with Allstar ALL54108-ALL54122 aluminum shifter assemblies. Rods can be used in many other applications as well.

- ALL54113 14"
- ALL54114 16"
- ALL54115 20"
- ALL54116 24"
- ALL54117 30"
- ALL54119 40"



Related Parts

- ALL58006 3/8"-24 RH Male Rod End
- ALL18254 3/8"-24 RH Jam Nut, 4-Pack
- ALL58016 3/8"-24 LH Male Rod End
- ALL18255 3/8"-24 LH Jam Nut, 4-Pack
- ALL99015 Rod End Reducer Bushing 3/8" To 1/4"

Universal Aluminum Shifter Arm

ALL54118

Made from 1/4" thick aluminum, arm has a 3/8" wide mounting slot and a 1/4" shifter rod mounting hole. Arm works with most transmissions.



Clevis Kit For Bert Transmission

ALL54128

Aluminum clevises have 1/2" inside spacing with 3/8" mounting holes and 3/8"-24 RH threads to connect Allstar and most other shifters to Bert transmission. Two clevises per kit with jam nuts.



Shifter Boot **ALL54130**


Fire resistant, black, thermal boot helps prevent fire from entering driver compartment. Boot is 7" tall with Velcro strap closure at top. Base is 6" x 7". Used by many top Cup, Xfinity, Truck, CRA and late model teams.



Throttle/Shift Cables

Cables have many uses including use as a throttle cable or as a shifter cable in many applications. Cables have 7/16" mounting threads, 10-32 RH cable ends and 3" of travel. Cables are listed as overall length.

ALL5414243"
ALL5414560"



Morse Cable Half Clamp

ALL18325

Aluminum clamp fits over groove in non-threaded Morse style cables with a 3/8" housing to secure cable in place. Clamps feature a #10 (3/16") mounting hole. Sold each.

NEW!



T-Handle Shifter Cable

ALL54140

Cable locks in position with a twist of the handle to engage rear end of most sprint cars. 47" long with 10-32" threaded end. Shifter cable is sold less rod end (use Aurora AURCW-3).



Positive Cam Lock Shifter

ALL54135

CNC-machined billet aluminum shifter clamps to the frame on driver's right. Designed for use with live axle shifter quick change. Shifter includes all steel hardware, heavy duty cable, and quick release end.



Replacement Part

ALL54142 43" Long Cable

Locking Transmission Dipsticks

Dipsticks feature a positive lock to keep dipstick in place and seal tight to prevent fluid leaks while sealing out moisture and debris. Steel case fill tubes have a gold finish, include a welded-on mounting tab and are fitted with a rubber grommet type seal which reduces the risk of leaks common with traditional O-ring seals. Locking dipstick tubes are required on 10.99 and faster drag cars.



Part No.	Description
Powerglide	
ALL69100	Chevy Car
ALL69102	Chevy Dragster
ALL69104	Chevy Altered
ALL69107	Dedenbear Car
ALL69108	Dedenbear Dragster
Turbo-Hydramatic 350	
ALL69110	Chevy
ALL69111	Buick, Olds, Pontiac
Turbo-Hydramatic 400	
ALL69112	Chevy
ALL69113	Buick, Olds, Pontiac
Chevy (Other)	
ALL69116	Chevy 200-4R
ALL69117	Chevy 700R4
ALL69118	Chevy/GMC 4L80-E
Chrysler Torqueflite	
ALL69120	727 Small Block
ALL69121	727 Big Block
ALL69124	904
Ford	
ALL69126	Ford C-4 Case Fill
ALL69127	Ford C-4 Pan Fill
ALL69128	Ford C-6 Small Block
ALL69129	Ford C-6 Big Block
ALL69130	Ford Automatic Overdrive

Transmission Breather Kit **ALL36147**

Breather kit provides a remote location for adding a larger breather to many popular manual transmissions. Kit relocates the breather exit location and helps prevent fluid from leaking or blowing out of standard breathers. Includes a remote breather, 15" braided line, mounting bracket and adapter fitting with 1/8" NPT threads.



Tyler Courtney

Photo: John Berglund



Flexplates

Stock replacement and SFI-approved flexplates are available for small and big block Chevy engines. Gold iridite plated, SFI-approved plates meet 29.1 specs., are .035" thicker than stock and have dual (10-3/4" and 11-1/2") converter bolt patterns unless specified. ALL26840/ALL26845 plates have a 3-bolt metric converter bolt pattern. SFI flexplates have ring gears welded on both sides.



ALL26840

Description	Balanced	Stock Replacement	SFI
SB Chevy 153-Tooth	Internally	ALL26835	ALL26830
SB Chevy 153-Tooth, 86-Up	Externally	ALL26836*	ALL26831*
SB/BB Chevy 168-Tooth	Internally	ALL26805	ALL26800
SB Chevy 168-Tooth, 86-Up	Externally	ALL26806	ALL26801
SB Chevy 400, 168-Tooth	Externally	ALL26815	ALL26810
BB Chevy 454, 168-Tooth	Externally	ALL26825	ALL26820
GM LS 3-Bolt, 168-Tooth	Internally	ALL26845†	ALL26840†

*Single 10-3/4" Torque Converter Bolt Pattern.

†Will not fit 1999-2000 6.0L applications with 0.400" extended crank flange originally equipped with flat flexplate and will not fit 4L80E transmissions

Flywheel Locking Tool


SB/BB Chevy ALL96426

Place flywheel locking tool onto rear block dowel pins to prevent the flywheel from turning while tightening or loosening balancer bolts, flywheel bolts, clutch/pressure plate bolts or cam gear bolts. Locking tool works with 153- or 168-tooth flywheels and flexplates.



Balancing Plate ALL26120

Install between crankshaft flange and flexplate to use a Chevy 350 flexplate or flywheel with a 400 crank.



GM LS Engine To TH350/TH400

Adapter Sleeve ALL26121

Crank adapter sleeve allows use of a TH350/TH400 transmission and curved flexplate with an LS engine. Simply insert adapter sleeve into the crankshaft end to center the torque converter pilot with the crankshaft.



Torque Converters

Ideal for mild performance applications including moderate drag racing, factory or street stocks. Economical converters are completely remanufactured with new pump drive hubs and thrust washers. Exact stall speeds will vary depending upon displacement, torque and vehicle weight.



Part No.	Description	Stall Speed
ALL26908	TH-350/400 10-3/4" B.C.	2000-2200
ALL26906	TH-350/400 10-3/4" B.C.	2200-2600
ALL26900	TH-350/400 10-3/4" B.C.	2700-3000
ALL26902	TH-350/400 10-3/4" B.C.	3200-3500
ALL26904	TH-350/400 10-3/4" B.C.	3500+
ALL26910	GM 700-R4 Lock-Up, '84-Up (30-Spline)	2000-2400
ALL26912	GM 700-R4 Lock-Up, '84-Up (30-Spline)	2400-2800

Pilot Bushing Install Tool ALL26115

Driver simplifies installation of pilot bushings or bearings for manual transmissions including Muncie, Saginaw, BorgWarner, T-10 and many other popular transmissions with .590" pilot shafts.



Extended Length Pilot Bushings

Use these extra long bushings when distance between engine and bellhousing has increased due to use of mid-plates, rear motor mounts or adapters. Bushings help maintain true alignment of clutch disc to flywheel.



ALL26112..... Bronze Bushing

ALL26114+ Steel Roller Bearing Bushing (has a machined in roller bearing to reduce friction and wear.)

‡Bearing is shipped dry. Apply a good quality, high-temp grease upon installation.

Clutch Alignment Tools

Splined, high-impact plastic tools are helpful when aligning the clutch disc on the flywheel for proper insertion of the transmission input shaft.



ALL14290 1-1/8" Dia, 10-Spline

ALL14292 1-1/8" Dia, 26-Spline

Transmission Stand ALL10174

Avoid damage and fluid leaks during storage and transport of many popular transmissions. Multi-positional stand also keeps the transmission level and clean during servicing. An adjustable rear stabilizer bracket can be moved fore and aft as well as vertically to accommodate a variety of transmissions including Bert, Brinn, Muncie, Saginaw, Richmond and many others. Overall dimensions 11" x 14" x 6".



Transmission Stand

ALL10175

Stand is designed to accept most three and four speed GM manual transmissions and also Bert/Brinn style transmissions with modification to rear pad mount.



Transmission Blanket ALL69010

Contains transmission explosions on high horsepower race cars with stock firewall/floor pan or where a transmission shield isn't practical. NHRA and IHRA approved blanket measures 12" x 47" and meets SFI 4.1 specifications. Includes straps to secure it to any transmission.



Torque Ball Safety Blanket **ALL55220**

Fire resistant safety blanket designed by Jason Meyers Racing protects drivers legs and feet in the event of a U-joint failure. Ballistic nylon covered blanket weighs just 1-1/2 lbs. and has quick release adjustable straps which allow blanket to be removed easily for servicing torque ball and u-joint. Blanket includes two mounting brackets, mounting studs, nuts and installation instructions.



Replacement Parts

- ALL55224 3/8" Mounting Stud Kit
- ALL55226 Mounting Tabs, 1-Pair

Bellhousing Dowel Pins

Steel dowel pins are approximately 1/2" longer than stock pins and are required when running an engine mid-plate, rear motor mounts or an aftermarket bellhousing. These extended length pins also help with alignment when installing an engine. Pins fit most GM blocks and are sold in pairs.



- ALL38150 Solid Pins
- ALL38152 Hollow Pins

Solid Transmission Mount **ALL38070**

Solid 3/16" steel mount fits most TH350, TH400, Powerglide, and all BorgWarner, Muncie, and Chrysler 4-speed transmissions. Eliminates twisting, flex, and distortion. Not recommended for use with rubber engine mounts.



Transmission Mount Bracket

ALL38072

May be welded to chassis to support manual or automatic transmissions. Steel bracket is 1/8" thick with 1" x 7/16" slots for mounting bolts.



Bert Transmission Support Brackets

Transmission support fastens to the rear tail shaft housing of Bert Late Model Standard and Ball Spline transmissions adding support to bellhousing mounted dry sump oil pumps or directly to the chassis. Multiple holes in bracket offer many different support options.

- ALL38075 Standard
- ALL38076 Ball Spline



Clutch Discs For Bert Transmission

Quality discs are a must when rebuilding the internal clutch of Bert transmissions. Friction disc and steel plate sets are sold separately.



Note: Friction discs need to be soaked in Type-F automatic transmission fluid for at least 2 hours before installation.

- ALL26950 Clutch Friction Discs 6-Pack
- ALL26952 Steel Clutches 5-Pack

Bert Clutch Assembly Tool

ALL14295

Shaft is used to help align counter shaft when replacing clutch discs and clutches. Shaft features a through hole for installing threaded rod when assembling counter gear assembly before installation, along with an internal thread to assist when removing if necessary.



NEW!

Tailshaft Seal And Bushing

The tailshaft bushing is a regular wear item, located inside the transmission tailshaft housing. It should be replaced when replacing the tailshaft seal or when a driveshaft failure has occurred. A worn bushing will cause excessive side-to-side movement of the slip yoke and create a vibration or leak. Replacement bushing and seal fits GM Powerglide, Turbo 350, Saginaw, Muncie, Bert and Brinn transmissions.




ALL72152

- ALL72150 Seal
- ALL72152 Seal With Bushing

Slip Yokes

Slip yokes provide an important link in today's driveline and chassis combinations. Yokes are available in standard length for most street applications with minimal suspension travel to extra-long for racing suspensions that have a radical amount of travel. 27-spline yokes accept 1310 style u-joints and are for use in many popular transmissions including TH350, TH700R4, Muncie and Saginaw 3 and 4 speeds, Bert and Brinn non-ball spline.

- ALL69040 6"
- ALL69042 6-3/4"
- ALL69044 7-1/2"
- ALL69046 8"
- ALL69048 8" (Extra Clearance)



Hardened

- ALL69043 6-3/4"
- ALL69045 7-1/2"
- ALL69047 8"

ALL69042
ALL69043

U-Joints

Performance U-joints are greasable and fit a variety of driveshaft combinations.

- 1310 Series:** 3.218" Wide with 1.062" Caps
- 1330 Series:** 3.622" Wide with 1.062" Caps
- 1350 Series:** 3.622" Wide with 1.187" Caps (Width = B, Caps = A in drawing)

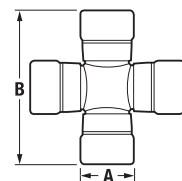


U-Joints With Same Cross Width

- ALL69030 1310 Series
- ALL69031 1330 Series
- ALL69032 1350 Series

U-Joints With Different Cross Widths

- ALL69034 1310 to 1330
- ALL69035 1310 to 1350
- ALL69036 1330 to 1350





Wheel Studs

Larger-than-stock studs require redrilling of stock flanges. Check sanctioning body for wheel stud requirements. Package of 5.




Part No.	Size	Thread	Underhead Length	Thread Length	Knurl Length	Knurl Dia.
ALL44110	1/2"-20	Fine	2.000"	1.625"	.650"*	.589"
ALL44111	1/2"-20	Fine	1.875"	1.125"	.500"*	.675"
ALL44112	1/2"-20	Fine	2.250"	1.925"	.650"*	.619"
ALL44114	5/8"-18	Fine	2.000"	2.000"	.560"	.685"
ALL44115	5/8"-11	Coarse	2.000"	1.375"	.375"	.690"
ALL44117 [†]	5/8"-11	Coarse	2.750"	2.125"	.375"	.690"
ALL44116 [‡]	5/8"-11	Coarse	2.750"	2.125"	.725"	.690"
ALL44113 [†]	5/8"-11	Coarse	3.750"	3.125"	.375"	.690"
ALL44119 [‡]	5/8"-11	Coarse	3.750"	3.125"	.725"	.690"

*Length with shoulder.

[†]Popular 5x5 Hub Wheel Stud

[‡]Popular Wide 5 Hub Wheel Stud



43/64" Wheel Stud Drill Bit ALL11045

43/64" bit is correct for drilling hubs or axle flanges to accept most 5/8" wheel studs with .690" knurl diameter. 1/2" shank.



Economy Quick Spin Lug Wrench ALL10108

Lug wrench is a 1" diameter tube with a shallow 1" socket welded to one end and rotating piece of plastic pipe attached to the other. The 10" handles are angled with rubber grips and the overall length is 23".



Wheel Wrench ALL10655

Sprint car wheel wrench features a removable sleeve adapter to fit heavy duty and lightweight axles. Six-point socket fits 3" axle hex nuts. Black powder coated aluminum construction.



Lug Nuts

Large diameter, open end lug nuts are designed to fit most racing wheel applications and will not pull through the wheel. Nuts are available in steel or aluminum with SAE or metric threads and feature a 45° tapered seat.



Description	Pack Of 10	Box Of 100	Box Of 350	Box Of 400
Aluminum Lug Nuts				
5/8"-11 (Coarse) Double Chamfer	ALL44096	ALL44096-100	-	-
5/8"-11 (Coarse) Double Chamfer [§]	ALL44097	ALL44097-100	-	-
Steel Lug Nuts (Heat Treated and Zinc Plated)				
5/8"-11 (Coarse) Double Chamfer	ALL44098	ALL44098-100	-	-
5/8"-11 (Coarse)	ALL44106	ALL44106-100	-	ALL44106-400
5/8"-18 (Fine)	ALL44104	ALL44104-100	-	ALL44104-400
1/2"-20 (Fine)	ALL44102	ALL44102-100	ALL44102-350	-
7/16"-20 (Fine)	ALL44100	ALL44100-100	-	ALL44100-400
12mm - 1.25 (Metric)	ALL44103	ALL44103-100	ALL44103-350	-
12mm - 1.5 (Metric) [^]	ALL44101	ALL44101-100	ALL44101-350	-

[§]Hard coated.

[^]Most popular metric for GM, Ford and Chrysler.

Glueless Lug Nuts

Open end lug nuts attach to the wheel with springs for FASTER pit stops! Kits contain 5 glueless lug nuts with springs attached and self-tapping screws for mounting.



ALL44107 Complete Kit, 5/8"-18 Thread (Fine)

ALL44108 Complete Kit, 5/8"-11 Thread (Coarse)

ALL44109 Replacement Spring And Screw, 5-Pack

Pit Extension With Hex Socket

Hex style pit socket with a built-in extension prevents extension and socket from separating during wheel changes. Brightly powder coated finish provides a durable coating and helps prevent loss in dark pit areas.



3/8" Drive

ALL10234 5" Pit Socket **NEW!**

ALL10235 12" Pit Socket **NEW!**

1/2" Drive

ALL10239 5" Pit Socket

ALL10240 12" Pit Socket

Super Sockets With Extension

Pit sockets are available with 5" or 11" extensions and include our Super Socket for fast wheel changes without jamming lug nuts. Sockets fit 1" lug nuts and are used with 1/2" drive impact guns.



ALL10242 5" Pit Socket

ALL10241 11" Pit Socket

3 Fastener Universal Wheel Covers



Wheel covers feature three quick turn fasteners located in a reinforced slot which allows the same cover to fit a variety of bead lock wheels including Weld, Bassett and Aero. Wheel rings are also available to fit non-bead lock wheels for attaching covers.

- | | |
|----------------------|----------------------------|
| ALL44230..... Black | ALL44236 Orange |
| ALL44231..... White | ALL44237 Silver |
| ALL44232..... Red | ALL44238 Neon Yellow |
| ALL44233..... Blue | ALL44239 Neon Green |
| ALL44234..... Purple | ALL44240 Neon Pink |
| ALL44235..... Yellow | |

Replacement Parts

ALL99338..... Cover Fasteners, 3-Pack

3 Fastener Bolt-On Universal Wheel Cover **ALL44242**



Wheel cover features three 1/4"-20 fasteners for secure bolt-on mounting, eliminating the struggle associated with aligning quick turn fasteners during wheel cover installation. Slotted mounting holes allow the same cover to fit a variety of wheels including Weld, Basset and Aero. Easily convert quick turn style bead lock wheels with quick turn fasteners to a bolt-on style using the appropriate bolt-on conversion kit. Wheel rings are also available to fit non-bead lock wheels for attaching covers.

3 Fastener Wheel Rings

Wheel ring fits non-bead lock wheels by securing to the inside lip of most racing wheels to provide a mounting point for a 3 fastener wheel cover.



Rings For Cover With Quick Turn Fasteners

- ALL44228..... Steel Round Style Ring
 ALL44229..... Steel Flat Style Ring
 ALL44179..... Aluminum Flat Style Ring

Ring For Cover With Bolt-On Fasteners

- ALL44243..... Steel Round Style Ring
 ALL44245..... Aluminum Flat Style Ring
 ALL44225..... Bolt-on Conversion Kit For 1" Springs, 3-Pieces
 ALL44226..... Bolt-on Conversion Kit For 1-3/8" Springs, 3-Pieces



6 Fastener Wheel Cover

ALL44246

Wheel covers feature six quick turn fasteners for secure mounting.



6 Fastener Bolt-On Wheel Cover **ALL44250**

Wheel covers features six 1/4"-20 fasteners for secure mounting of wheel cover. Bolt-on cover eliminates the struggle associated with aligning quick turn fasteners during wheel cover installation.



6 Fastener Wheel Rings

Wheel ring fits non-bead lock wheels by securing to the inside lip of most racing wheels to provide a mounting point for a 6 fastener wheel cover.



Ring For Cover With Quick Turn Fasteners

- ALL44247 Steel Round Style Ring
 ALL44249..... Aluminum Flat Style Ring

Ring For Cover With Bolt-On Fasteners

- ALL44251 Steel Round Style Ring
 ALL44253..... Aluminum Flat Style Ring



Bolt-On Wheel Cover Conversion Kit

Kit includes 1/4"-20 insert plates, wheel cover bolts and rivets to convert a wheel cover retainer ring with troublesome quick turn fasteners to a bolt-on style ring.



Description	3-Pack	24-Pack
Kit To Replace 1" Quick Turn Springs	ALL44225	ALL44225-24*
Kit To Replace 1-3/8" Quick Turn Springs†	ALL44226	ALL44226-24*

***NEW!**

†Most popular size found on non-bead lock wheel cover retainer rings.

Sprint Wheel Cover Bolt Kits

Kit includes 5/16"-28 bolts, **NEW!** 1-3/8" spread aluminum insert plates with steel threaded inserts, e-clips to keep bolts on the wheel cover and rivets. Package of 3.



- ALL44265..... Stainless Steel
 ALL44266..... Titanium

ALL44266

Weld Style Plastic Wheel Cover **ALL44168**

High impact plastic wheel cover secures to Weld beadlock wheels or non-beadlock wheels equipped with a retaining ring. Covers include quick turn mounting fasteners.



Replacement Parts

ALL44179 Retainer Ring for Weld Style Cover
 ALL99165 Fasteners For Wheel Covers, 3-Pack

Weld Style Carbon Fiber Wheel Cover **ALL44169**

Real carbon fiber cover is lightweight and very durable. For use with 15" Weld bead lock wheels. Includes quick turn mounting fasteners.



Aluminum Wheel Covers

Prevent mud and dirt build up in outer wheel shell. Covers fasten quickly with three quick turn fasteners. Covers fit bead lock wheels only and are sold each.

ALL44175 Aero
 ALL44176 Bassett/Weld



ALL44175

Replacement Parts

ALL99165 Cover Fasteners, 3-Pack

Wheel Cover Ring **ALL44178**

Mounting ring installs between the rim and the bead lock ring on bead lock wheels allowing installation of a wheel cover with a Weld pattern.



Safety Bead Lock **ALL44140**

Safety lock (also called bead lock) has steel outer and inner rings and firmly fastens the tire bead to the rim. Run lower tire pressures safely. Grade 8 bolts and washers included. For use with 15" wheels. Sold each.



Titanium Fastener Kit For Bead Lock **ALL17000**

Kit includes 16 pieces of 5/16"-18 x 1-1/4" long bolts to reduce rotating weight over standard fasteners. These bolts fit all wheels. Fasteners weigh a total of 130 grams.



Foam Mud Plugs

An economical way to prevent mud build-up inside racing wheels. Foam discs, in 5" and 3" thicknesses, install quickly and easily in 15" diameter wheels. Allstar logo is imprinted on one side. Sold each.

5" Mud Plugs

ALL44150 Black
 ALL44151 Red
 ALL44152 Blue
 ALL44153 Orange
 ALL44154 Yellow
 ALL44155 Purple



3" Mud Plugs

ALL44190 Black
 ALL44191 Red
 ALL44192 Blue
 ALL44193 Orange
 ALL44194 Yellow
 ALL44195 Purple



Easy Wrap Tire Covers

Cover tires quickly and easily. Elastic bands allow you to stretch the cover over your tires after washing or grinding to keep tires clean.



Description	4-Pack	12-Pack
UMP Modified Tires (85-89" Dia.)	ALL44222	ALL44222-12*
Late Model Tires (93-96" Dia.)	ALL44223	ALL44223-12*

***NEW!**

Tire Wrap **ALL44224**

Tires lose solvents and moisture over time but keeping them covered helps prevent tires from drying out. Wrap also helps contain or reduce the amount of chemicals used during "soaking" by minimizing evaporation. Wrap is 18" wide x 1500' long.



Inner Mud Shield **ALL44148**

Aluminum shield attaches to the axle tube to help prevent dirt build-up in the backside of the left rear wheel. Shield works with most 15" wheels and includes mounting hardware.



Replacement Part

ALL44149 Replacement Shield



Threaded Wheel Spacers


Aluminum spacers thread directly onto wheel studs of Wide 5 hubs with 5/8"-11 threads. Hex design is easily installed and removed. Longer studs may be required when using spacers. Package of 5.

ALL44210 1/4" ALL44213 5/8"
 ALL44211 3/8" ALL44214 3/4"
 ALL44212 1/2" ALL44215 1"

Aluminum Wheel Adapter

ALL44128

Adapter bolts to stock 5x4-1/2" or 5x4-3/4" bolt circle hub and adapts to 5x5" bolt circle pattern wheel. Fitted with 5/8"-11 coarse thread studs. 1" thick.



Steel Wheel Spacers

Spacers fit 5x5 hubs with 5/8" studs and provide maximum tread width for adjustment of chassis weight distribution. Spacers are made from tough 1018 steel and have a 3-1/2" I.D. and a 7" O.D.



- ALL44124 1/16"
- ALL44125 1/8"
- ALL44126 1/4"

Aluminum Wheel Spacers

Change wheel offset without changing wheels! Universal design fits 5 on 4-1/2", 5 on 4-3/4" and 5 on 5" patterns. Uses 5/8" stud slot to aid in centering.



- ALL44216 1/4"
- ALL44217 1/2"
- ALL44218 3/4"
- ALL44219 1"

Aluminum Wheel Spacers

Spacers are available in 1/2", 3/4" and 1" thicknesses and fit 4-1/2", 4-3/4" and 5" bolt circle patterns. Spacers increase track width, requiring less wheel offset. Sold each.



- ALL44121 1/2"
- ALL44122 3/4"
- ALL44123 1"

Note: 4-1/2" and 4-3/4" bolt patterns have 1/2" holes; 5" bolt pattern has 5/8" holes.

Plastic Wheel Spacers

Reduce unsprung weight by up to 80%! Structural composite spacers have been tested and can withstand high heat and high side forces in asphalt use. Must be torqued for proper break-in. Sold each.




Description	Thickness	Part No.
5x5 And 5x4-3/4"	1/4"	ALL44202
5x5 And 5x4-3/4"	1/2"	ALL44204
Wide 5	1/4"	ALL44206
Wide 5	1/2"	ALL44208

Aluminum Wide 5 Wheel Spacers

One-piece aluminum spacer moves Wide 5 wheel outboard. Sold each.

- ALL44129 1/8" Thick
- ALL44127 1/4" Thick



Electric Tire Prep Stand

ALL10565

Electric tire prep stand eases grooving, siping, grinding and even cleaning of tires. Two-way switch permits clockwise or counterclockwise rotation. Foot operated pedal controls the rotation of the tire. A 110V accessory outlet is included for convenient plug-in of siper or groover. Stand will accommodate 5x5 or Wide 5 wheels.



Components

- ALL10566 Electric Motor Assembly Only
- ALL10567 Cart Only

See page 227 for more Tire Prep Stand accessories.

Tire Perforator Tool



Tire tool perforates tire surface for better traction. Steel roller is 2" wide with a series of 1/4" tall, straight pin rows. 5" wood handle. Use caution when handling and storing tool, pins are needle sharp.

Tire Sander

ALL44185

Extend the life of used tires by removing a thin, hardened layer of rubber. Heavy duty 7" Milwaukee sander with 2.25 HP/13 amp motor, has a 0-6000 adjustable RPM range to compensate for varying tire hardness and features a 10 ft. detachable cord. Backing pad and discs are sold separately.



- ALL44184 Filter For Tire Sander
- ALL44186 7" Backing Pad
- ALL44187 7" 36 Grit Discs, 5-Pack
- ALL44188 8" Backing Pad (Soft)
- ALL44189 8" Sanding Discs, 5-Pack




ALL44184



ALL44188

ALL44189

Tire Grinding Discs



ALL44180 ALL44181 ALL44182 ALL44183 ALL44196

Grind off the hardened outer "skin" on used dirt track tires and create round, aggressive sipes to increase traction. Use caution when handling and storing nail head disc, pins are needle sharp.

Part No.	Description	Diameter	Arbor Hole
ALL44180	Rounded Disc, 23 Grit	4"	5/8"
ALL44181	Flat Disc, 23 Grit	4"	5/8"
ALL44182	Rounded Disc, 16 Grit	7"	7/8"
ALL44183	Nail Head Disc	7"	7/8"
ALL44196	Nail Head Disc	8"	5/8"

Safety Note: To prevent bodily injury the tire must be mounted on the car or secured in a tire holder. Eye and hand protection is required.



Heated Tire Groovers



Groovers add extra traction in minutes.

Tapered, razor sharp blade grooves fast and easy. To operate, insert a blade into groover, set blade height with a tire depth gauge and set the power level. Triggerless activation by placing the cutting edge against the tire surface and apply pressure to activate rocker switch, built into head, creating instant heat. Includes 2 each 4/32", 6/32", 8/32" and 10/32" flat blades.

ALL10260 **NEW!** 110V Groover Features a 4 level dial and a hi/low switch for 8 total heat settings.

ALL10590 220V Groover (Intended For International Use) Features a 4 level dial and a multi-positional dial for fine tuned heat settings. Power cord requires the attachment of a 220 volt, grounded, 3-prong plug (not included).

Replacement Parts

(for ALL10260)

ALL99392 Head Assembly **NEW!**

ALL99393 Head Rebuild Kit **NEW!**

ALL99394 Blade Clamps, 1-Pair **NEW!**

ALL99303 Clamp Nuts, 1-Pair

ALL99304 Clamp Screws, 1-Pair

ALL99305 Cradle Springs, 1-Pair

ALL99306 Slide Pads, 3-Pair

ALL99307 Hex Wrench



Replacement Parts

(for ALL10270 and ALL10590)

ALL99104 Tension Lever Kit

ALL99105 Head Assembly

ALL99106 Front Pads w/Screws, 3-Pair

ALL99107 Rear Pads w/Screws, 3-Pack

ALL99127 Head Blade Divider



"All-In-One" Heated Tire Groovers



Self-contained groover has built-in temperature controls eliminating the additional cord and separate control box common with other groovers. Don't let the small package fool you; this groover has the ability to cut small intricate grooves yet still handle removing material up to a 1/2". Tapered, razor sharp blade grooves fast and easy. To operate, insert a single blade into groover, set blade height with a tire depth gauge and set the power level. Place the cutting edge against the tire surface and obtain instant heat by simply pulling back on the trigger. Groover features a Hi/Low toggle switch and a temperature control dial in the handle for setting desired heat level. "All-In-One" groover requires "All-In-One" blades; do not use standard groover blades with this groover.

ALL10770 110V Groover Includes 1 Each 4/32", 5/32", 6/32", 8/32" And 10/32" Flat Blades.

ALL10772 220V Groover (Intended For International Use) Power cord requires the attachment of a 220 volt, grounded, 3-prong plug (not included). Includes 1 Each 4/32", 5/32", 6/32", 8/32" And 10/32" Flat Blades.

Replacement Parts

(for ALL10770 and ALL10772)

ALL99300... Head Assembly

ALL99301... Head Rebuild Kit

ALL99302... Blade Clamps, 1-Pair

ALL99303... Clamp Nuts, 1-Pair

ALL99304... Clamp Screws, 1-Pair

ALL99305... Cradle Springs, 1-Pair

ALL99306... Slide Pads, 3-Pair

ALL99307... Hex Wrench



Tire Groover Blades, 12-Packs



Blade	Size	Flat Bottom Blades	Round Bottom Blades
#1	1/32"	-	ALL10267
#2	2/32"	-	ALL10268
#3	3/32"	ALL10271	ALL10269
#4	4/32"	ALL10272	ALL10276
#6	6/32"	ALL10273	ALL10277
#8	8/32"	ALL10274	ALL10278
#10	10/32"	ALL10275	ALL10279

"All-In-One" Groover Blades, 12-Packs



Blade	Size	Flat Bottom Blades	Round Bottom Blades
#1	1/32"	-	ALL10790
#2	2/32"	-	ALL10791
#3	3/32"	ALL10780	ALL10792
#4	4/32"	ALL10781	ALL10793
#5	5/32"	ALL10782	ALL10794
#6	6/32"	ALL10783	ALL10795
#8	8/32"	ALL10784	ALL10796
#10	10/32"	ALL10785	ALL10797
#12	12/32"	ALL10786	ALL10798
#14	14/32"	ALL10787	-
#16	16/32"	ALL10788	-

Heavy Duty Flat Bottom Grooving Blades

Heavy duty blades are twice as thick as standard blades for removing large amounts of material with less chance of blade damage. Commonly used in off-road racing. Package of 12.



ALL10580 #16 Flat, 16/32"

ALL10582 #20 Flat, 20/32"

ALL10584 #24 Flat, 24/32"

ALL10586 #32 Flat, 32/32"



Ron Miller

Photo: John Berglund

Dirt Tire Soap **ALL78236**

Clean your tires like the Pro's! Simply mix with water and spray on your tires before washing them and the mud almost falls off. One gallon container.



Tire Spoons




Steel tire spoons help to mount and dismount tires after bead has been broken. Various sizes are available to work with most tire/wheel combinations. Small tool works well to fit inside tire during removal while rounded ends help prevent damage to tire and wheel.

- ALL10103..... 24" Straight With Round End
- ALL10104 16" Curved With Flat End
- ALL44037..... 16" Curved With Round End
- ALL44036..... 9" Curved With Round End

Bead Breakers

Convenient tool makes quick work of breaking down even the most stubborn tire beads.

Durable steel construction with rubber hand grips. Standard and wide jaw breakers are for use with most 15" wheels. The adjustable arm version ALL44028, allows bead breaker to be used on most 10", 13" or 15" wheels simply by changing the length of the arm. Wide jaw bead breaker works well with soft sidewall tires helping prevent damage to sidewall. Clamp the hook and inside jaw against the rim, while maintaining slight pressure on the outside handle press down on the inside handle using the outer jaws to separate the tire from the rim, moving around the rim as needed.



- ALL10105 Standard-Jaw Bead Breaker
- ALL44028..... Standard-Jaw Bead Breaker With Adjustable Arm
- ALL10106 Wide-Jaw Bead Breaker

Wheel Rim Screws **ALL44045**

Self-tapping 1/4" diameter screws anchor the tire to the rim to prevent spinning. For drag use. Package of 35.




Johnny Sauter

Photo: Stan Kalwasinski

Asphalt Tire Book

ALL041

Keep track of tire settings before and after race. 4" x 5" pocket size book includes 50 carbon copy pages perforated for easy tear off.



Tire Log Decal

Easy to write on, vinyl decal is handy when recording important tire information at the track. 8-1/2" x 2".



- ALL047..... 4-Pack
- ALL047-40.... 40-Pack

Stagger Gauge

ALL10116

Measures tire diameter and automatically converts it to circumference. Strong tubular gauge will not flex and will provide accurate, consistent stagger measurements every time. Gauge measures from 65" to 115" in 1/4" increments.



Replacement Part

- ALL99044 Tape Decal

Tire Tape Measures

Ten foot long tapes are ideal for measuring tire diameters and checking stagger.

- ALL10111 Economy
- ALL10112 Deluxe



Tire Crayons

Ideal for temporary tire marking. 1/2" x 4-5/8".

- ALL12060 White
- ALL12061 Yellow



Paint Markers

Long-lasting, weather, water, and UV-resistant markers work on glass, plastic, rubber, and metal. Durable fiber tip permits fine or bold lines. Perfect for indicating tire stagger. Quick dry, lead-free paint.

- ALL12050 Aluminum
- ALL12051 Yellow
- ALL12052 White
- ALL12053 Red
- ALL12054 Blue
- ALL12055 Light Blue
- ALL12056 Black
- ALL12057 Orange





Tire Stack Cover **ALL44220**

Easy access canvas cover features a full length zipper. Perfect for use in the tire impound, keeping your tires out of the weather or hiding them from the eyes of your competition. 50" tall black cover will fit a set of 4 tires with a 86" maximum circumference.



Tire Durometer **ALL44034**

Easily check tire hardness. Includes storage pouch.



Brass Valve Stems

Brass bolt-in valve stem resists cutting during contact. Sold each.

- ALL44134 Brass Valve Stem. Fits .625" Hole
- ALL44135 Chrome Plated Brass Valve Stem. Fits .453" Or .625" Hole



ALL44134

Replacement Parts

- ALL99150 Valve Core, 10-pack
- ALL99151 Valve Stem Caps, 10-Pack



Snap-In Rubber Valve Stems

Economical rubber valve stems pull through wheel for easy installation. Large stem for 5/8" hole is the most popular size valve stem used in racing wheels. Smaller stem for .453" hole is commonly found in stock steel and utility vehicle wheels.



- ALL44136 Stem For 5/8" (.625") Hole, 4-Pack
- ALL44136-50 Stem For 5/8" (.625) Hole, 50-Pack
- ALL44139 Stem For .453" Hole, 4-Pack

Flush Mount

Valve Stem Kit **ALL44137**

Steel valve stem mounts in standard location and remains flush with the outside of the wheel. Retaining nut attaches from the inside of wheel. Includes extension filler tube and dust cap. Fits 1/2" valve stem hole. Package of 4.



Replacement Part

- ALL44138 Replacement Filler Tube



Trevor Bushmaker

Photo: John Berglund

Valve Stem Cores

Inner portion of the valve stem which is often damaged or leaking. Cores are easy to replace with ALL44030 tool when replacing tires to assure a leak free valve stem. Universal design fits most standard valve stems.



- ALL99150 10-Pack
- ALL99150-100 100-Pack

Valve Stem Caps

An often overlooked item, caps prevent dirt and debris from entering the core portion of valve stems. Stainless steel caps have an inner seal for additional sealing.



- ALL99151 10-Pack
- ALL99151-100 100-Pack

Hex Head Valve Stem Caps **ALL44053**

Keep dirt and debris out of valve stems while providing an attractive finishing touch to wheels. Chrome plated brass hex caps fit most valve stems and have a built-in inner seal to prevent air loss. Package of 4.



Valve Stem Puller **ALL44032**

Puller threads onto valve stem and properly pulls rubber valve stems into place. Large rubber block protects expensive wheels and creates leverage when pulling.



Valve Core Tool **ALL44030**

Easily remove and install new valve cores. Base of handle has a machined pattern to aid with grip. Ergonomically designed and crafted from stainless steel. Measures 3" overall length.



Aluminum Air Tanks

Lightweight aluminum tanks are portable providing an easy way to air up tires. Welded tanks will not rust or corrode and are pressure tested to military specifications up to 300 PSI.



- ALL10531 6" x 12" Horizontal Tank, 1-1/2 Gallon
- ALL10532 7" x 24" Vertical Tank, 2-3/4 Gallon
- ALL10530 9" x 11" Horizontal Tank, 2-3/4 Gallon
- ALL10534 9" x 20" Horizontal Tank, 5 Gallon



Andrew Reaume

Photo: John Berglund

Tire Pressure Gauges, Glow In The Dark

Tire pressure gauge has a glow in the dark face. Swivel chuck rotates 360 degrees on a 14" long rubber hose for easy placement on valve stems with leak free operation. A rubber cover surrounds the gauge for added protection against drops and has a ribbed molded pattern for increased grip. Gauge also features a built-in pressure release valve for removing air in small amounts for precise pressure adjustments.

2-1/4" Diameter

- ALL44056..... 0-15 PSI, 2-1/4"
- ALL44057..... 0-30 PSI, 2-1/4"
- ALL44058..... 0-60 PSI, 2-1/4"

4" Diameter

- ALL44046 0-15 PSI, 4"
- ALL44047..... 0-30 PSI, 4"
- ALL44048 0-60 PSI, 4"



ALL44047

Tire Gauge Holders

Secure holder to shop or trailer wall to keep tire gauge conveniently located. Aluminum holder works with most tire gauges and has wrap around sides to hold gauge in place.



ALL12259

- ALL12259 Holds Gauges Up To 3-1/2" O.D.
- ALL12260 Holds Gauges Up To 4" O.D.

Tire Gauges

2" gauge has a 12" flex hose with swivel chuck and pressure release valve. Accurate to within +/- 1%.

- ALL44076..... 0-20 PSI
- ALL44077..... 0-40 PSI



ALL44077



Andy Sprague

Photos: John Berglund

0-30 Lb. Tire Relief Pre-Setter Gauge

ALL44080

An accurate method for presetting tire reliefs. A constant flow of air to the relief duplicates the air pressure against the relief in the tire. Just attach air chuck to one end of the gauge and the relief valve hose to the other end. 0-30 PSI gauge can be recalibrated to zero if dropped.



Schrader Valves ALL44065

Inflating tires through quick disconnects mounted in rim eliminates an extra valve stem. Valves work with Allstar Performance center reliefs and other popular plastic or aluminum quick disconnect fittings. Sold in pairs.



Wheel Disconnects

Fit 5/8" dia. valve stem hole for use with center reliefs and Schrader (Fill) valve (ALL44065).

- ALL44060 Plastic, 4-Pack
- ALL44061..... Plastic, Each
- ALL44062..... Aluminum, 4-Pack
- ALL44063 Aluminum, Each



ALL44060

Replacement Parts

- ALL44066 Sealing Washer, 4-Pack
- ALL44067 Grommet, 4-Pack



ALL44066



ALL44067



Steve Irwin

Photo: John Berglund



Tom Sprague, Jr.

Photos: John Berglund



Joey Maciosek

Photos: Lauren Maciosek



Allstar Hats

Hats have Allstar logo embroidered on the front and an adjustable head band.

- ALL99951 Black
- ALL99957 Black With Mesh Back
- ALL99958 Camo
- ALL99959 Black With White Mesh Back



Allstar Fitted Hats

Black hat with embroidered Allstar logo on front and back. Inner brand stretches to size for a relaxed fit.

- ALL99954S/M Small/Medium
- ALL99954L/XL Large/X-Large



Allstar Beanie

ALL99953

Allstar T-Shirts

T-shirts have a large Allstar logo on the back and a small logo on the front left chest. Available in black, red, gray or charcoal. Specify size when ordering (YM*, YL*, S, M, L, XL, XXL, XXXL).

- ALL99902 Black
- ALL99904 Red
- ALL99906 Gray
- ALL99907 Charcoal

*Sizes YM and YL only available in Black or Charcoal



Allstar Circle Track T-Shirts

ALL99901

Dark gray t-shirts **NEW!** have a circle track theme and Allstar logos on front and back. Specify size when ordering (S, L, XL, XXL, XXXL).



Allstar Ladies Rhinestone Tank Top **ALL99926**

Available in black only. Specify size when ordering (S, M, L, XL, XXL).

NEW!



Allstar Ladies Rhinestone T-Shirt

ALL99927

Available in black only. **NEW!** Specify size when ordering (S, M, L, XL, XXL).



Allstar Ladies Vintage T-Shirts

Available in burgundy, charcoal or navy. Specify size when ordering (S, M, L, XL, XXL).

- ALL99920 Burgundy
- ALL99921 Charcoal
- ALL99922 Navy



Allstar Ladies V-Neck T-Shirts

ALL99924

Black V-neck t-shirt with large Allstar Performance logo on front. Specify size when ordering (S, M, L, XL, XXL).



Allstar Hoodie **ALL99916**

Allstar hoodie features a two color design and is 100% polyester for a wrinkle free look. Specify size when ordering (S, M, L, XL, XXL, XXXL).



Allstar Sweatshirt

ALL99912

Black sweatshirt has a small Allstar logo embroidered on the left chest. Specify size when ordering (M, L, XL, XXL, XXXL).





Allstar Hooded Sweatshirt

ALL99913

Black hooded sweatshirt has large Allstar logo across the chest, drawstring hood and a large pocket. Specify size when ordering (YM, YL, S, M, L, XL, XXL, XXXL).



Allstar Lightweight Jacket

ALL99914

Black jacket has a small Allstar logo on front left chest area. Specify size when ordering (L, XL, XXL, XXXL). **NEW!**



Allstar Apron

ALL99962

Black cloth apron has pockets to keep tools close at hand. Reverse apron to place pockets on the inside when grinding tires. Adjustable strap allows one size to fit all.



Allstar Gloves

General purpose gloves protect hands from everyday abuse in the shop or at the racetrack. Lightweight, elastic weave material with reinforced palm and fingers allows mobility and unrestricted use.

ALL99940 Medium
ALL99941 Large
ALL99942..... X-Large



Allstar Umbrella

ALL99960

Versatile umbrella is only 16" long when retracted, but opens to a full 36". Easily stored.



Can Cooler **ALL99965**

Keep your hand warm and your favorite beverage cool and covered.



Heavy Duty Counter Top Catalog Rack

ALL060

All metal design will hold 8-1/2" x 11" catalogs with a maximum thickness of 2". 16 removable mechanisms lock and hold up to 32" of catalogs in place. Base measures 40" x 12-1/2" x 6" with an overall unit width of 52". Black enamel finish only.



Merchandising Displays



Allstar Performance merchandising displays for race, street, and drag. Each 4' x 4' display features a variety of fast-selling products to satisfy customer needs. A layout diagram is supplied to simplify set up. Display packages include free bonus items such as Allstar header display, Allstar decals, Allstar hang tags, and hooks. Display rack not included.

ALL070 Circle Track
ALL071 Circle Track
ALL072 Drag Race

ALL073 Street Performance
ALL074 Open Wheel/Sprint

Brake Fitting Displays

8" x 10" card includes an assortment (1 piece each) of popular brake line fittings. Visit website for breakdown.

ALL080..... Display #1
ALL081..... Display #2
ALL082..... Display #3
ALL083..... Display #4





Allstar Decals

- ALL029..... 2" x 6"
- ALL030..... 3" x 10"
- ALL031..... 6" x 18"
- ALL032..... 8" x 26"
- ALL034..... 10" x 32"



Hang Tags ALL040

Place tags behind product in showroom or parts trailer to provide part number, description and price information for reordering. Package of 100.



Allstar Banner ALL010

Allstar Performance banner is 30" tall x 72" wide.



Black Plastic Bags ALL048

18" long x 14-1/2" wide. Package of 100.



Allstar Showroom Display Header ALL038



Display header provides an excellent way to display Allstar products. Precut 6" x 48" black painted aluminum header may be trimmed to desired width.


Catalog Display Rack ALL042

Display Allstar catalogs next to products on counter top or as part of pegboard or slat wall display. Includes 10 Allstar Performance catalogs.



Peg Hooks

Peg hooks fit standard 1" spaced peg board. Available in 2", 4", or 6" lengths, 1/8" diameter. Package of 50.



- ALL054..... 2"
- ALL055..... 4"
- ALL056..... 6"

Business Card Holders

Steel business card holder is perfect for the desk or sales counter, holds a 1" thick stack of standard size cards. Available in black wrinkle or red smooth finish.



- ALL12226 Black
- ALL12246 Red

Product Fix-It Tags

Clear plastic tags are used to repair or reinforce the peg hook hole of most carded and bagged product. Tags have a self-adhesive backing which provides a quick and easy option for repairing display merchandise.

NEW!



- ALL020..... 10-Pack
- ALL020-50.... 50-Pack



Ryan VanderVeen

Photo: John Berglund



Jason Blonde

Photo: Racing Woody's



Eric Wells

Photo: Jim DenHamer



Cory Crasper

Part No.	Page No.	Part No.	Page No.	Part No.	Page No.	Part No.	Page No.	Part No.	Page No.	Part No.	Page No.
010	250	10117	232	10181	142,149,151	10269	229,244	10453	21,57,148	10572	227
020	250	10118	232	10182	222	10271	229,244	10454	21,57,148	10574	227
029	250	10119	232	10184	222	10272	229,244	10455	21,57	10575	227
030	250	10120	100,208	10188	222	10273	229,244	10456	21,57	10576	227
031	250	10121	100,208	10192	222	10274	229,244	10457	21,57	10577	227
032	250	10122	101,208	10196	222	10275	229,244	10458	21,57	10580	229,244
034	250	10123	211	10200	222	10276	229,244	10459	21,57	10582	229,244
038	250	10124	223	10203	222	10277	229,244	10460	21,57	10584	229,244
040	250	10125	212	10204	222	10278	229,244	10464	56	10586	229,244
041	231,245	10126	223	10207	222	10279	229,244	10466	56	10590	229,244
042	250	10127	223	10208	222	10280	145	10468	56	10600	224
043	210	10128	223	10209	222	10285	145	10470	35,56	10625	159,224
045	210	10129	223	10210	222	10286	145	10475	148	10655	164,225,240
046	210	10130	95,211	10211	145	10287	145	10480	148	10660	135,170,176,232
047	226,245	10132	95,211	10214	145	10288	145	10481	148	10662	135,170,176,232
048	250	10134	223	10217	144	10289	145	10482	148	10664	232
050	219	10135	223	10218	144	10290	145	10500	149,216	10666	232
052	116,210	10136	95,211	10219	144	10291	145	10501	149,216	10668	170,232
054	250	10138	95,211	10221	144	10295	145	10502	149,216	10672	233
055	250	10139	95,211	10222	144	10298	145	10510	149	10675	232
056	250	10140	212	10223	146	10299	145	10512	149	10676	233
059	176,230	10142	95,211	10225	145	10400	48,204	10516	58,156,218	10680	66,218
060	249	10143	212	10228	146	10402	48,204	10518	58,156,218	10720	159,233
070	249	10144	95,211	10229	146	10403	48	10526	225	10721	159,233
071	249	10145	95,211	10230	225	10404	48	10527	225	10722	159,233
072	249	10147	95,211	10232	225	10405	48,204	10530	225,246	10723	159,233
073	249	10148	95,211	10233	225	10406	48,204	10531	225,246	10725	181,232
074	249	10149	95,211	10234	225,240,	10407	48,204	10532	225,246	10726	232
080	249	10150	95,211	10235	225,240	10411	48,204	10534	225,246	10730	159
081	249	10151	95,211	10239	225,240	10412	48,204	10535	86,212	10731	159
082	249	10152	95,211	10240	225,240	10413	48,204	10540	230	10740	196,204
083	249	10154	95,211	10241	225,240	10414	48,204	10545	230	10741	48,204
10100	130	10156	211	10242	225,240	10415	48,204	10546	230	10742	48,204
10102	130	10157	96,211	10246	145,157	10416	48,204	10547	230	10744	204
10103	164,231,245	10159	95,96,150,211	10247	145	10417	48,204	10548	230	10752	175,232
10104	164,231,245	10162	96,211	10248	145	10418	48,204	10550	59,228,243	10770	164,229,244
10105	164,231,245	10163	96,211	10249	145	10419	48,204	10551	227	10772	229,244
10106	164,231,245	10164	96,211	10252	149,157,169	10422	223	10555	59,228	10780	164,229,244
10107	225	10165	96,211	10254	223	10425	223	10561	59,228	10781	164,229,244
10108	225,240	10166	96,211	10255	223	10426	223	10562	59,228	10782	164,229,244
10109	230	10171	96,211	10258	146,218	10440	148	10565	227,243	10783	164,229,244
10110	131,234	10172	211	10260	229,244	10441	148	10566	227,243	10784	164,229,244
10111	226,245	10174	211,238	10264	230	10442	148	10567	227,243	10785	164,229,244
10112	226,245	10175	238	10265	230	10445	57,146,148	10568	227	10786	164,229,244
10113	48,190,196,204	10177	212	10266	164,230	10450	148	10569	227	10787	164,229,244
10115	131,234	10178	133,234	10267	229,244	10451	148	10570	227	10788	164,229,244
10116	226,245	10180	222	10268	229,244	10452	21,57,148	10571	227		



Part No.	Page No.
10790	164,229,244
10791	164,229,244
10792	164,229,244
10793	164,229,244
10794	164,229,244
10795	164,229,244
10796	164,229,244
10797	164,229,244
10798	164,229,244
11000	209
11003	72,217
11005	111,217
11010	33,117,209
11011	33,117,209
11015	33,117,210
11016	117,210
11017	36,60,210
11018	36,60,210
11019	36,60,210
11020	31,210
11022	31,210
11023	205
11024	205
11026	31,210
11030	13,204
11031	13,204
11036	13,48,204
11037	135,208
11038	135,208
11039	135,208
11040	13,100,205
11041	13,100,205
11045	205,240
11052	93,213
11056	208
11057	208
11058	208
11059	208
11060	208
11061	208
11062	208
11063	208
11064	208
11065	208
11066	208
11067	208
11068	208
11069	208

Part No.	Page No.
11070	13,204
11072	13,204
11074	13,204
11075	13,204
11076	13,204
11078	13,204
11080	209
11081	209
11082	209
11083	209
11085	209
11086	209
11087	209
11100	216
11106	216
11108	216
11110	216
11112	216
11116	216
11118	216
11120	216
11124	216
11126	216
11128	216
11130	216
11132	216
11134	216
11140	235
11151	216
11152	216
11153	216
11160	137,234
11161	137,234
11170	207
11172	207
11174	173,207
11175	173,207
11176	207
11177	207
11178	214
11179	214
11180	214
11181	214
11184	207
11187	185
11188	185
11190	173,232
11192	188,233

Part No.	Page No.
11195	203,216
11196	203,216
11197	203,216
11270	224
11271	224
11272	224
11273	224
11274	224
11275	224
11276	224
11280	224
11300	224
11302	224
11305	224
11310	224
11312	224
11315	224
11316	224
11317	224
11318	224
11319	224
11320	224
11350	135,234
11351	135,234
11355	135,234
12000	146,218
12005	61,220
12006	61,143,220
12008	61,220
12010	61,200
12011	61,220
12012	61,220
12013	223
12016	61,220
12017	61,220
12020	36,60,140, 218,235
12021	36,60,140, 218,235
12022	36,60,140, 218,235
12024	36,60,140, 218,235
12025	36,60,140, 235,218
12026	36,60,140, 218,235
12027	36,60,140, 218,235

Part No.	Page No.
12030	60,140,163, 220,235
12031	60,140,163, 220,235
12032	60,140,163, 220,235
12033	60,140,163, 220,235
12050	226,245
12051	226,245
12052	226,245
12053	226,245
12054	226,245
12055	226,245
12056	226,245
12057	226,245
12060	226,245
12061	226,245
12064	13,205
12066	13,205
12070	93,213
12100	208,
12101	208
12102	208
12103	208
12105	208
12106	208
12107	208
12121	208
12122	208
12123	208
12130	208
12131	208
12132	208
12200	221
12201	221
12202	221
12203	221
12204	221
12206	221
12210	225
12211	186,233
12212	186,233
12213	233
12214	155,221
12216	63,150,218
12219	220
12220	220
12221	220

Part No.	Page No.
12222	220
12223	220
12224	220
12225	221
12226	250
12227	221
12228	221
12229	221
12232	147,221
12240	220
12241	220
12242	220
12243	220
12244	220
12245	221
12246	250
12247	221
12248	221
12249	221
12259	226,247
12260	226,247
12264	221
12265	221
12268	221
12269	162,235
13000	147
13001	147
13004	147
13007	147
13008	28
13009	28
13010	28
13011	147
13012	146
13014	147
13020	147
13021	147
13025	147
13100	146
14100	144
14101	144
14102	144
14103	144
14104	144
14105	144
14106	144
14110	144
14111	144

Part No.	Page No.
14112	144
14115	144
14116	73,111,217
14117	73,111,217
14120	73,111,217
14122	73,111,217
14123	73,111,217
14124	73,111,217
14125	73,111,217
14126	73,111,217
14127	73,111,217
14128	73,111,217
14129	73,111,217
14130	73,111,217
14132	73,111,217
14133	73,111,217
14134	73,111,217
14135	73,111,217
14136	73,111,217
14137	73,111,217
14138	73,111,217
14139	73,111,217
14140	219
14141	219
14142	219
14143	219
14145	219
14146	219
14147	219
14148	219
14149	219
14150	219
14151	219
14152	219
14153	219
14154	219
14155	219
14156	219
14157	219
14158	219
14159	219
14160	219
14161	219
14162	219
14163	219
14165	219
14166	137,142,163, 235

Part No.	Page No.	Part No.	Page No.	Part No.	Page No.	Part No.	Page No.	Part No.	Page No.	Part No.	Page No.
14168	142,235	14255	219	14451	56	16258	104	16424	104	16774	105
14169	133,190,234	14261	219	14452	56	16262	104	16426	104	16776	105
14170	156,215	14263	219	14453	56	16263	104	16442	104	16902	105
14171	143,163,235	14270	219	14454	56	16264	104	16444	104	16903	105
14172	214	14272	219	14455	56	16265	104	16446	104	16905	105
14173	214	14275	219	14456	56	16266	104	16462	104	16907	105
14174	214	14276	219	14457	56	16268	104	16464	104	17000	161,242
14175	219	14277	219	14458	56	16270	104	16466	104	17004	161
14176	57	14280	74,220	14459	56	16271	104	16468	104	17006	161
14177	57	14282	220	14474	56	16272	104	16470	104	17008	153,161
14178	57	14285	220	14475	56	16273	104	16472	104	17010	161
14179	57	14288	220	14480	52,56	16281	104	16474	104	17012	161
14180	57	14290	214,238	14481	52,56	16282	104	16476	104	17016	156,161
14181	57	14292	214,238	14483	52,56	16283	104	16482	104	17018	160,161
14182	57	14295	239	14485	52,56	16284	104	16484	104	17020	160,161
14183	57	14300	209	14486	52,56	16285	104	16486	104	17022	162
14184	57	14305	209	16074	52,105,176	16287	104	16488	104	17024	162
14185	57	14306	209	16201	104	16288	104	16490	52,104,176	17026	157,162
14186	57	14350	138,162,235	16202	104	16289	104	16492	104	17028	155,162
14187	57	14351	138,162,235	16203	104	16290	104	16494	104	17030	162
14188	57	14352	138,162,235,	16204	104	16291	104	16516	104	17032	158,162
14189	57	14355	137,162,235	16205	104	16292	104	16518	104	17034	159,162
14190	57	14356	137,142,235	16206	104	16293	104	16520	104	17036	155,162
14192	48,57,204,	14360	74,217	16208	104	16294	104	16522	104	17038	155,162
14193	48,57,204	14361	74,217	16210	104	16296	104	16536	104	17040	162
14194	48,57,204	14365	74,217	16211	104	16298	104	16538	104	17042	162
14195	48,57,204	14366	74,217	16212	104	16316	104	16540	104	17048	105,162
14196	48,57,204	14380	111,217	16213	104	16318	104	16541	104	17120	106,187
14197	48,57,204	14381	111,217	16214	104	16320	104	16542	104	17121	106,187
14198	43	14383	111,217	16221	104	16321	104	16544	104	17221	104
14200	65	14385	111,217	16222	104	16322	104	16546	104	17222	104
14201	65	14390	73,111,217	16223	104	16324	104	16731	105	17223	104
14212	57	14391	73,111,217	16224	104	16326	104	16732	105	17263	104
14214	57	14392	73,111,217	16225	104	16336	104	16734	105	17264	104
14215	57	14395	73,111,217	16226	104	16338	104	16736	105	17266	104
14218	57	14396	73,111,217	16228	104	16340	104	16741	105	17267	104
14220	57	14408	56	16241	104	16342	104	16742	105	17285	104
14240	219	14409	56	16242	104	16344	104	16744	105	17286	104
14242	219	14414	56	16243	104	16346	104	16746	105	17287	104
14245	219	14415	56	16244	104	16347	104	16751	105	17288	104
14246	219	14418	56	16245	104	16348	104	16752	105	17289	104
14247	219	14419	56	16246	104	16349	104	16754	105	17290	104
14248	219	14422	56	16248	104	16350	104	16756	105	17291	104
14251	219	14423	56	16250	104	16402	104	16762	105	17315	104
14252	219	14430	56	16252	104	16404	104	16764	105	17316	104
14253	219	14431	56	16254	104	16406	104	16766	105	17317	104
14254	219	14450	56	16256	104	16422	104	16772	105	17318	104



Part No.	Page No.	Part No.	Page No.	Part No.	Page No.	Part No.	Page No.	Part No.	Page No.	Part No.	Page No.
17339	104	18090	99	18184	99	18259	105,197	18313	79,110,117	18478	19,109
17463	104	18091	99	18185	99	18260	105,197	18314	79,110,117	18479	19,109
17475	104	18092	99	18187	99	18261	105,197	18315	79,110,117	18480	18,109
17476	104	18094	99	18188	99	18262	105,197	18317	79,110,117	18481	18,109
17486	104	18095	99	18189	99	18263	105,197	18320	33,110,118	18482	18,109
17487	104	18096	99	18190	99	18264	105,197	18321	33,110,118	18484	18,109
17488	104	18101	99	18191	99	18266	105,181,197	18322	110,118	18487	18,109
17489	104	18103	99	18192	99	18274	105,197	18323	110,118	18488	18,109
17490	104	18105	99	18194	99	18275	105,197	18325	128,237	18489	18,109
17491	104	18107	99	18196	99	18276	105,197	18330	67,110,121	18491	18,109
17492	104	18109	99	18197	99	18277	105,197	18332	67,110,121	18492	18,109
17495	104	18110	99	18198	99	18278	105,197	18334	67,110,121	18493	18,109
17496	104	18114	99	18199	99	18279	105,197	18336	67,110,121	18494	18,109
17497	104	18116	99	18200	99	18280	105,197	18338	67,110,121	18495	18,109
17515	104	18120	99	18201	100,205	18281	105,197	18340	67,110,121	18500	18,109
17516	104	18122	99	18202	99	18282	105,197	18342	67,110,121	18501	18,109
17517	104	18126	99	18203	100,205	18283	105,197	18360	72,118	18502	18,109
17518	104	18128	99	18204	100,205	18286	105,197,160	18362	72,118	18503	18,109
17519	104	18132	99	18205	100,206	18287	105,160,197	18363	72,118	18504	18,109
17520	104	18134	99	18206	14,100,206	18288	105,197	18364	72,118	18506	18,19,109,110
17521	104	18135	99	18207	14,100,206	18289	105,197	18365	72,118	18507	18,109
17522	104	18136	99	18208	100,206	18290	197	18366	72,118	18508	18,109
17524	104	18137	99	18209	14,100,206	18291	197	18367	72,118	18509	18,109
17526	104	18138	99	18210	14,100,206	18292	105,160,197	18368	72,118	18510	18,109
17531	104	18139	99	18211	14,206	18293	105,160,197	18430	19,109	18511	18,109
17539	104	18141	99	18215	99	18294	105,197	18431	19,109	18512	18,109
17540	104	18143	99	18216	18,108	18295	105,197	18432	19,109	18513	18,109
17541	104	18145	99	18217	205	18296	105,160,197	18433	19,109	18514	18,109
17542	104	18147	99	18218	205	18297	105,160,197	18434	19,109	18515	18,109,110
17543	104	18149	99	18220	14,100,207	18298	105,197	18440	188	18516	18,19,109,110
17544	104	18151	99	18222	14,100,207	18299	105,197	18442	106,187,233	18517	18,19,109,110
17545	104	18153	99	18223	14,100,207	18300	33,19,110,117	18446	110	18518	18,19,109,110
17549	104	18156	99	18224	14,100,207	18301	33,79,110,117	18448	110	18519	18,19,109,110
17550	104	18158	99	18226	14,100,207	18302	79,110,117	18452	110	18520	19
17552	104	18162	99	18227	14,100,207	18303	79,110,117	18454	110	18521	19
18070	99	18164	99	18228	14,100,207	18304	79,110,117	18460	19,110	18522	17
18071	99	18168	99	18230	14,207,100	18305	79,110,117	18461	19,110	18523	17
18074	99	18170	99	18232	111	18306	79,110,117	18462	19,110	18524	19,109
18075	99	18174	99	18250	105,197	18307	79,110,117	18463	19,110	18525	19,109
18080	99	18175	99	18251	105,197	18308	79,110,117	18468	19,110	18526	19,109
18081	99	18176	99	18252	105,197	18309	79,110,117	18470	18,19,109,110	18527	19,109
18082	99	18177	99	18253	105,197	18310	33,79,110,117	18471	18,19,109,110	18530	23
18083	99	18178	99	18254	105,197,236	18311	33,79,110,117	18472	18,109	18531	23
18084	99	18179	99	18255	105,197,236	18312	79,110,117	18473	18,109	18532	23
18085	99	18180	99	18256	105,197			18476	18,109		
18086	99	18181	99	18257	105,197			18477	18,109		
18087	99	18183	99	18258	105,197						

Part No.	Page No.	Part No.	Page No.	Part No.	Page No.	Part No.	Page No.	Part No.	Page No.	Part No.	Page No.
18533	23	18590	54,107,160,198	18654	17,108	19060	102	19215	102	19350	101
18534	23		18592	54,107,160,198	18655	17,108	19062	102	19216	102	19352
18540	23	18594		54,107,160,198	18656	17,108	19064	102	19218	102	19360
18541	23		18595	107,198	18660	18,108	19066	102	19220	102	19361
18542	23	18596		54,107,160,198	18662	18,108	19068	102	19221	102	19362
18543	23		18597	54,107,198	18663	18,108	19070	102	19222	102	19363
18544	23	18598		54,107,198	18664	18,108	19100	102	19223	102	19364
18546	48		18599	54,107,198	18665	18,108	19102	102	19230	102	19365
18547	108	18600		170	18700	107,198	19110	102	19232	102	19366
18548	108		18602	170	18702	107,198	19112	102	19236	102	19367
18549	48	18603		170	18706	107,198	19130	102	19238	102	19380
18550	48		18604	170	18708	107,198	19131	102	19240	102	19382
18551	48	18605		170	18712	107,198	19132	102	19242	102	19384
18552	48		18606	170	18714	107,198	19133	102	19250	102	19386
18553	17,108	18607		170	18716	107,198	19136	102	19252	102	19390
18554	17,108		18608	170	18740	107,198	19137	102	19256	102	19392
18555	55,108	18610		54,107,198	18742	107,198	19138	102	19258	102	19394
18556	18,108		18611	54,107,198	18744	107,198	19139	102	19260	102	19396
18557	18,105,108	18612		52,54,107,176,198	18746	107,198	19142	102	19262	102	19400
18558	17,108		18613	54,107,198	18760	107,198	19143	102	19266	102	19402
18559	17,108	18615		54,107,198	18762	107,198	19144	102	19268	102	19403
18560	17,108		18617	107,198	18764	107,198	19145	102	19270	102	19405
18561	17,108	18620		98	18766	107,198	19152	102	19272	102	19406
18562	37,107		18621	98	18785	107,198	19153	102	19276	102	19407
18563	37,107	18622		98	18786	107,198	19154	102	19278	102	19408
18565	107,198		18623	98	18787	107,198	19155	102	19280	102	19410
18566	107,198	18624		98	18840	17,108	19162	102	19282	102	19420
18567	107,198		18626	98	18841	17,108	19163	102	19286	102	19422
18568	107,198	18630		18,108	18985	101,153	19164	102	19287	102	19450
18570	54,107,160,198		18632	18,108	18990	102	19165	102	19288	102	19452
		18633		18,108	18992	102	19172	102	19289	102	19453
18571	54,107,160,198		18634	18,108	18996	102	19173	102	19290	102	19454
		18635		18,108	18998	102	19176	102	19292	102	19455
18572	54,107,160,198		18638	18,108	19000	102	19177	102	19296	101	19456
		18639		18,108	19002	102	19178	102	19298	101	19457
18574	54,107,160,198		18640	18,107	19006	102	19179	102	19300	101,103	19460
		18641		18,107	19008	102	19186	102	19302	101	19461
18576	54,107,160,198		18642	18,107	19010	102	19188	102	19310	101,103	19462
		18643		18,108	19012	102	19190	102	19312	101	19463
18578	107,198		18644	18,107	19040	102	19192	102	19320	101,103	19465
		18645		18,107	19042	102	19200	102	19322	101	19467
18580	54,107,198		18646	18,107	19046	102	19202	102	19330	101,103	22024
		18647		18,107	19048	102	19210	102	19332	101	22070
18582	54,107,198		18648	18,107	19050	102	19211	102	19336	101,103	22072
		18649		18,107	19052	102	19212	102	19338	101	22097
18584	54,107,198		18650	18,107	19056	102	19213	102	19340	101	22098
		18651		18,107	19058	102	19214	102	19342	101	22099
18585	107,198,54		18652	18,107							



Part No.	Page No.	Part No.	Page No.	Part No.	Page No.	Part No.	Page No.	Part No.	Page No.	Part No.	Page No.
22100	42	22214	12	22286	50	22396	37	22526	47,196	22986	22
22101	42	22215	12	22287	50	22400	12	22527	47,196	22988	22
22102	42	22216	12	22290	50	22401	12	22530	47,196	22989	22
22103	42	22217	12	22291	50	22402	12	22531	47,196	22990	22
22104	41	22218	12	22292	50	22405	12	22534	47,196	22991	22
22105	42	22219	12	22294	50	22406	12	22535	47,196	22993	22
22106	42	22220	12	22300	40,156	22407	12	22538	47	22997	22
22107	42	22222	12	22301	40,156	22410	12	22539	47,196	22999	22
22108	43	22223	12	22302	40,156	22411	12	22542	47,196	23000	22
22109	42	22224	12	22315	39	22412	12	22543	47,196	23001	22
22110	44	22226	12	22320	39	22415	12	22546	47,196	23002	22
22111	42	22228	12	22326	38	22416	12	22547	47,196	23003	22
22112	43	22230	12	22327	38	22417	12	22548	47,196	23004	22
22113	41	22233	12	22332	38	22420	12	22549	47,196	23005	22
22114	43	22234	12	22333	38	22421	12	22550	47,196	23006	22
22115	43	22236	12	22336	38	22422	12	22551	47,196	23008	22
22116	43	22238	12	22337	38	22425	12	22554	47,196	23010	39
22118	43	22240	12	22340	37	22426	12	22555	47,196	23011	39
22119	43	22242	12	22342	37	22427	12	22558	47,196	23014	39
22150	16,45	22243	13	22343	37	22430	12	22559	47,196	23015	40
22151	16,45	22244	12	22365	39	22431	12	22600	41	23016	40
22152	16,45	22245	12	22366	39	22432	12	22601	41	23017	40
22154	16,45	22246	12	22367	39	22440	12	22604	41	23020	15,17,23,38
22155	16,45	22248	12	22369	39	22441	12	22608	41	23021	15,17,23,38
22156	16,45	22250	16,45	22370	39	22442	12	22610	41	23022	23
22157	16,45	22251	16,45	22371	39	22460	12	22620	41	23023	23
22158	16,45	22253	16,45	22372	38	22461	12	22621	41	23025	39
22190	44,168	22254	16,45	22373	40	22462	12	22628	41	23026	39
22191	44,168	22255	16,45	22374	40,57,130	22464	12	22630	41	23027	39
22192	50	22256	16,45	22375	38	22465	12	22640	41	23028	39
22194	50	22257	16,45	22376	38	22466	12	22642	41	23030	39
22196	50	22260	13	22378	40	22467	12	22645	43	23031	39
22199	50	22262	13	22379	37	22480	12	22650	41	23032	39
22200	12	22265	13	22380	37	22482	12	22670	43	23033	39
22201	12	22267	13	22381	37	22484	12	22972	22	23034	39
22202	12	22268	13	22382	37	22486	12	22973	22	23035	39
22203	12	22270	13	22383	37	22488	12	22974	22	23038	39
22204	12	22272	13	22384	37	22500	47,196	22975	22	23040	40
22205	12	22273	13	22387	37	22504	47,196	22976	22	23041	40
22206	12	22276	13	22388	37	22508	47,196	22977	22	23042	40
22207	12	22277	13	22389	37	22509	47,196	22978	22	23043	40
22208	12	22280	50	22390	42	22512	47,196	22979	22	23055	130,153
22209	12	22281	50	22391	42	22513	47,196	22980	22	23056	130,153
22210	12	22282	50	22392	42	22518	47,196	22981	22	23057	130,153
22211	12	22283	50	22393	37	22519	47,196	22982	22	23061	37
22212	12	22284	50	22394	37	22522	47,196	22983	22	23063	37
22213	12	22285	50	22395	37	22523	47,196	22985	22	23064	37

Part No.	Page No.	Part No.	Page No.	Part No.	Page No.	Part No.	Page No.	Part No.	Page No.	Part No.	Page No.
23065	37	23185	21	23300	20	25981	125	26054	9	26120	86,238
23066	15,38	23188	21	23302	20	25982	125	26055	9	26121	238
23067	15,38	23189	21	23304	20	25983	125	26056	9	26124	86
23068	15	23190	21	23306	20	25984	125	26057	9	26125	86
23073	15,37	23191	21	23310	23	25985	125	26058	9	26126	86
23074	15,37	23192	21	23312	23	25986	125	26059	126	26127	86
23075	17,37	23200	21	23314	23	25987	125	26060	126	26132	86
23076	17,37	23202	21	23316	23	25990	125	26061	126	26133	86
23080	17	23204	21	23318	23	25991	125	26062	126	26134	86
23081	17	23210	21	25900	8	25992	125	26063	126	26135	86
23082	17	23211	21	25901	8	25993	125	26064	126	26137	91
23090	16	23215	21	25902	8	25994	125	26065	126	26139	91
23092	16	23220	155	25903	8	25995	125	26066	126	26140	91
23093	16	23221	155	25904	8	25996	125	26067	126	26143	91
23095	16	23222	155	25905	8	25997	125	26068	126	26145	91
23096	16	23223	155	25906	8	26000	9	26069	126	26147	91
23098	16	23224	68,150	25907	8	26002	9	26072	10,125,152,215	26150	124
23099	16	23225	68,150	25910	8	26004	9	26073	10,125,152,215	26151	124
23100	14,16,205	23226	150	25911	8	26006	9	26074	10,125,152,215	26152	119,152
23105	15	23228	88	25912	8	26009	10,61,215	26075	10,125,152,215	26153	153,124
23106	15	23229	88	25913	8	26010	9	26076	10,125,152,215	26154	118,124
23110	16	23230	11,20	25914	8	26020	9	26080	9	26156	118,124
23112	16	23232	11,20	25915	8	26021	9	26081	9	26157	118,124
23113	16	23233	11,20	25916	8	26022	9	26084	8	26158	118,124
23115	205	23235	11,20	25917	8	26023	9	26085	8	26159	118,124
23116	16,205	23237	11,20	25920	8	26028	9	26086	8	26164	118,124
23117	16,205	23240	23	25921	8	26029	9	26087	8	26165	118,124
23120	16	23242	23	25922	8	26030	9	26088	8	26166	118,124
23122	21	23243	23	25923	8	26032	10,125,152,215	26089	8	26167	118,124
23124	15,45	23250	22	25924	8	26033	10,125,152,215	26090	8	26168	118,124
23125	22	23251	22	25925	8	26035	10,125,152,215	26091	8	26169	118,124
23126	22	23252	23	25926	8	26036	10,125,152,215	26092	8	26170	91
23127	22	23253	22	25927	8	26038	10,125,152,215	26093	8	26171	91
23128	22	23260	17	25940	8	26040	10,125,215	26094	8	26172	91
23130	15,45	23270	11,20	25941	8	26041	10,125,215	26095	8	26176	92
23131	15,45	23272	11,20	25942	8	26042	10,125,215	26096	8	26177	92
23132	15,45	23274	11,20	25943	8	26043	10,125,215	26097	8	26179	126
23134	15,45	23278	40	25944	8	26044	10,125,215	26098	8	26180	126
23135	15,45	23280	11,20	25945	8	26045	9	26099	8	26181	126
23138	15,45	23282	11,20	25946	8	26046	9	26100	11	26182	126
23170	21	23284	11,20	25947	8	26047	9	26101	11	26183	126
23171	21	23288	11,20	25970	126	26048	9	26112	238	26184	126
23180	21	23291	20	25972	126	26050	9	26114	238	26185	126
23181	21	23292	20	25973	126	26051	9	26115	214,238	26186	126
23182	21	23293	20	25975	126					26187	126
23183	21	23297	20	25977	126					26188	126
23184	21	23298	20	25980	125					26189	126



Part No.	Page No.	Part No.	Page No.	Part No.	Page No.	Part No.	Page No.	Part No.	Page No.	Part No.	Page No.
26200	125,215	27500	84	30072	68	30138	66	30250	67,121	31072	69
26210	92	27502	84	30074	68	30139	66	30251	67,121	31073	69
26211	92	27503	84	30076	68	30142	88	30252	67,121	31080	70
26212	84,92	27504	84	30077	68	30143	88	30253	67,121	31082	70
26220	9	27505	84	30078	69	30144	88	30254	67,121	31083	70
26221	9	30001	65	30079	68	30145	88	30255	67,121	31084	70
26222	9	30002	65,218	30085	64,68	30146	88	30256	67,121	31085	70
26224	9	30003	65,218	30091	68	30152	64	30257	67,121	31090	70
26225	9	30005	63	30092	68	30153	64	30258	67,121	31092	70
26227	10,92	30006	64	30093	68	30155	64	30260	67	31093	70
26228	10,92	30007	63	30094	68	30156	64	30300	63	31094	70
26230	9	30010	62	30095	68	30158	64,150	30301	63	31095	70
26232	10,92	30011	62	30096	68	30159	64,150	30302	63	31100	69
26234	96	30012	62	30097	68	30160	64	30304	63	31105	69
26310	125	30014	62	30100	68	30163	64,150	30306	63	31106	69
26311	125	30016	62	30101	68	30165	23,156	30308	63	31120	71
26313	125	30020	62	30102	68	30166	23,156	30310	63	31130	71
26314	125	30021	62	30103	68	30170	66	30320	62	31135	71
26315	125	30022	62	30104	68	30171	66	30321	62	31136	71
26316	125	30024	62	30105	68	30172	66	30322	62	31137	71
26420	70	30026	62	30106	68	30173	66	30324	62	31138	71
26440	70	30028	63,150	30107	68	30174	66	30326	62	31139	71
26442	70	30030	63,150	30108	68	30178	65,121	30370	66	31140	71
26460	70	30033	62	30109	68	30179	65,121	30371	66	31150	71
26800	238	30035	62	30110	68	30180	69	30372	66	31151	71
26801	238	30036	62	30111	68	30182	69	30373	66	31152	71
26805	238	30037	62	30112	68	30184	69	30375	66	31153	71
26806	238	30038	62	30114	68	30186	69	31020	70	31154	71
26810	238	30039	62	30115	68	30188	69	31022	70	31159	71
26815	238	30040	62	30116	68	30190	69	31024	70	34145	94
26820	238	30041	62	30120	64	30192	69	31026	70	34150	94
26825	238	30042	62	30121	64	30200	67,121	31028	70	34152	94
26830	238	30043	62	30122	64	30202	67,121	31030	69	34153	94
26831	238	30045	62	30123	64	30204	67,121	31031	70	34180	94
26835	238	30046	62	30124	66	30206	67,121	31032	70	34181	94
26836	238	30047	62	30125	66	30208	67,121	31033	70	34182	94
26840	238	30048	62	30126	66	30210	67,121	31034	70	34183	94
26845	238	30050	62	30128	66	30212	67,121	31035	70	34200	94
26900	238	30051	62	30129	66	30214	67,121	31036	70	34210	93
26902	238	30052	62	30130	66	30220	67,121	31037	70	34212	93
26904	238	30053	62	30131	66	30222	67,121	31038	70	34213	93
26906	238	30054	62	30132	66	30224	67,121	31040	69	34214	93
26908	238	30056	62	30133	66	30226	67,121	31050	69	34215	93
26910	238	30057	62	30134	66	30228	67,121	31064	69,165	34217	93
26912	238	30058	62	30135	66	30240	67	31066	69,165	34220	94
26950	239	30059	62	30136	66	30241	66	31070	69	34230	94
26952	239	30070	68	30137	66	30242	66	31071	69	34232	94

Part No.	Page No.	Part No.	Page No.	Part No.	Page No.	Part No.	Page No.	Part No.	Page No.	Part No.	Page No.
34233	94	36109	88	38060	97	38316	199	40250	123	41033	154
34238	81,94	36110	143	38061	97	40090	122,216	40251	123	41040	30
34240	94	36111	143	38064	97	40100	130,215	40254	93,122	41042	30
34241	94	36112	65	38065	97	40102	130,215	40255	93,122	41044	30
34242	94	36113	143	38070	239	40104	130,215	40260	122	41045	30
34243	94	36115	65	38072	53,239	40107	215	40261	122	41046	30
34244	94	36116	65	38075	239	40108	215	40262	122	41048	30
34245	94	36120	166	38076	239	40112	143,163,235	40266	122	41049	30
34246	94	36121	166	38080	98	40114	129,216	40300	93,122	41050	28
34247	94	36122	166	38082	97	40116	129,216	40301	93,122	41051	28
34250	94	36123	166	38090	98	40117	129,216	40302	93,122	41052	28
34251	94	36124	87,143,152,166	38098	97	40118	129,216	40303	93,122	41053	28
34252	94	36126	166	38100	97	40119	129,216	40304	93,122	41054	28
34253	94	36130	166	38101	97	40133	130	40305	93,122	41055	28
34254	94	36132	166	38102	97	40134	130	40306	93,122	41060	29
34255	94	36140	88,121,143	38108	97	40135	130	40307	93,122	41061	29
34256	94	36141	88,121,143	38109	97	40180	117,123	40320	122,152	41062	29
34257	94	36145	121,143	38110	97	40185	117,123	40325	124,153	41064	29
34262	94,111	36147	237	38112	97	40186	117,123	40326	124,153	42000	25
34264	94,111	36150	65	38113	97	40200	130	40327	124,153	42001	25
34266	94	36151	65	38114	98	40201	130	40330	122,152,215	42004	25
34272	85	36160	91	38115	98	40202	130	40340	118,123	42005	25
34273	85	36161	91	38116	98	40203	130	40341	118,123	42011	24
34274	85	36164	91	38118	96,150	40213	130	40342	118,123	42014	25
34275	85	36165	91	38119	96,150	40215	130	40343	118,123	42016	25
34280	73,123	36166	91	38120	96	40216	123	40350	65,118,123	42019	27
34282	73,123	36167	91	38121	97	40217	123	40351	65,118,123	42020	27
34284	73,123	36168	91	38122	97	40218	123	40353	65,118,123	42021	27
34285	73,123	36169	91	38124	96	40219	123	40354	65,118	42022	27
34286	73,123	36170	91	38125	97,151	40220	123	40356	65,118	42023	27
34290	123	36171	91	38126	97,151	40222	123,153	40357	65,118	42024	27
34292	73,123	36172	91	38128	96,150	40224	123	41005	29	42025	27,35,116
34294	73,123	36173	91	38130	96,150	40225	123	41006	29	42026	25
34295	73,123	36174	91	38131	97	40226	123	41007	29	42027	27,35,116
34296	73,123	36175	91	38132	97	40227	123,153	41008	29	42029	27
36092	87,152	36176	91	38133	97	40228	123	41009	29	42030	27
36093	87,152	36177	91	38134	97	40229	123,153	41012	29,113	42032	27,35,116
36094	87,152	36178	91	38135	97	40230	123	41013	29	42033	27,35,116
36095	87,152	36180	91	38136	97	40232	123	41014	29	42039	27
36096	87,152	36181	91	38138	97	40235	123,153	41015	29	42040	27
36100	87	36182	91	38139	97	40236	123	41019	29	42041	27
36101	87,152	36183	91	38145	96,150	40237	123	41022	29	42042	27
36102	87,152	36202	10,88,92,147	38150	96,151,239	40240	123	41026	29	42043	27
36103	88,121,143	36203	10,92,147	38152	96,152,239	40242	123	41027	29	42045	29
36106	121,143	36204	10,91,92	38200	98	40244	123	41028	29	42046	29
36107	121,143	36205	10,91,92	38250	98	40245	123	41031	154	42050	26,154
36108	88	36208	10,92	38251	98	40246	123,153	41032	154	42052	32,114



Part No.	Page No.	Part No.	Page No.	Part No.	Page No.	Part No.	Page No.	Part No.	Page No.	Part No.	Page No.
42053	32,114	42120	25	44076	226,247	44152	242	44226	241	48032	32,113
42054	32,114	42128	25	44077	226,247	44153	242	44228	241	48033	32,113
42056	32,114	42129	25	44080	247	44154	242	44229	241	48034	32,113
42057	32,114	42130	172	44096	240	44155	242	44230	241	48035	32,113
42058	32,114	42133	26	44097	240	44165	218	44231	241	48036	32,113
42060	32,114	42134	26	44098	240	44168	163,242	44232	241	48040	33,117
42061	32,114	42135	172	44100	240	44169	163,242	44233	241	48048	33,116
42062	32,114	42136	172	44101	240	44175	242	44234	241	48050	33,116
42070	31	42137	26	44102	240	44176	242	44235	241	48052	33,116
42071	31	42140	28	44103	240	44178	242	44236	241	48054	33,116
42072	31	42141	28	44104	240	44179	241,242	44237	241	48056	33,116
42074	31	42142	28	44106	240	44180	231,243	44238	241	48058	33,116
42078	31	42143	28	44107	240	44181	231,243	44239	241	48060	33,116
42079	26,106	42144	28	44108	240	44182	231,243	44240	241	48062	33,116
42080	26,106	42150	28	44109	240	44183	231,243	44242	241	48064	33,116
42081	26	42151	28	44110	240	44184	231,243	44243	241	48066	33,116
42082	26	42152	28	44111	134,240	44185	231,243	44245	241	48068	33,116
42083	26	42154	28	44112	240	44186	231,243	44246	241	48070	33,116
42084	26	42155	28	44113	240	44187	231,243	44247	241	48072	33,116
42085	24	42160	28	44114	240	44188	231,243	44249	241	48074	33,116
42086	24	42180	25	44115	240	44189	231,243	44250	241	48076	33,116
42087	24	42181	25	44116	240	44190	242	44251	241	48078	33,116
42088	24	42185	26	44117	134,240	44191	242	44253	241	48200	119,166
42089	24	42186	26	44119	240	44192	242	44265	163,241	48201	119,166
42090	24	42187	26,199	44121	243	44193	242	44266	163,241	48204	119,166
42091	24	42188	26,199	44122	243	44194	242	48000	155	48205	119,166
42092	24	44028	164,231,245	44123	243	44195	242	48002	155	48210	120,167
42093	24	44030	226,246	44124	243	44196	231,243	48004	155	48211	120,167
42095	24	44032	226,246	44125	243	44202	243	48006	119,155	48212	120,167
42100	26	44034	226,246	44126	243	44204	243	48010	31	48214	120,167
42101	26	44036	164,231,245	44127	243	44206	243	48011	31	48215	120,167
42102	26	44037	164,231,245	44128	243	44208	243	48012	30	48217	120,167
42103	26	44045	245	44129	243	44210	242	48013	30	48240	165
42104	26	44046	226,247	44130	131	44211	242	48014	30	48242	165
42105	26	44047	226,247	44131	131	44212	242	48015	31	48245	165
42108	26	44048	226,247	44132	131	44213	242	48017	31	48246	165
42109	26	44053	246	44134	246	44214	242	48018	32,118	48247	165
42110	25	44056	226,247	44135	246	44215	242	48019	32,118	48250	165
42111	25	44057	226,247	44136	246	44216	243	48020	32,113	48251	165
42112	28	44058	226,247	44137	246	44217	243	48021	32,113	48252	165
42113	28	44060	164,247	44138	246	44218	243	48022	32,113	48253	165
42114	28	44061	164,247	44139	246	44219	243	48023	32,113	48260	158,167
42115	28	44062	164,247	44140	242	44220	231,246	48025	30	48261	158,167
42116	28	44063	164,247	44148	25,242	44222	228,242	48026	32,118	48262	120,158,167
42117	28	44065	247	44149	242	44223	228,242	48027	32,118	48271	119,166
42118	25	44066	164,247	44150	242	44224	228,242	48028	32,118	48272	119,166
42119	25	44067	164,247	44151	242	44225	241	48030	32,118	48273	119,166

Part No.	Page No.	Part No.	Page No.	Part No.	Page No.	Part No.	Page No.	Part No.	Page No.	Part No.	Page No.
48276	119,166	48369	114,154	48506	165	50105	35,112	50310	36,113	50805	118,214
48277	119,166	48370	114,154	48507	165	50108	35,114	50320	36,113	50806	118,214
48278	119,166	48371	114,154	48508	165	50109	35,114	50321	36,113	50807	118,214
48279	119,166	48372	114,154	48520	165	50110	33,113,117	50322	113	50808	118,214
48300	33,116	48373	114,154	50000	34,112	50111	33,113,117	50323	113	50810	214
48301	33,116	48374	114,154	50001	34,112	50113	33,113,117	50324	113	50811	118,214
48302	33,116	48375	114,154	50010	34,112	50114	33,113,117	50330	36,113	50812	118,214
48303	33,116	48376	114,154	50011	34,112	50115	33,113,117	50331	36,113	50813	118,214
48304	33,116	48378	114,154	50018	34,112	50116	33,113,117	50332	113	50814	118,214
48305	33	48379	114,154	50019	34	50117	33,113,117	50333	113	50815	118,214
48306	33,116	48380	114,154	50020	34,112	50118	33,113,117	50334	113	50816	118,214
48307	33,116	48381	114	50021	34,112	50119	33,113,117	50740	91	50817	118,214
48308	33,117	48382	114,154	50029	34,112	50120	34,112	50741	91	50818	118,214
48310	33,116	48383	114,154	50030	34,112	50121	34,112	50742	91	50820	214
48311	33,116	48385	114,154	50032	34,112	50125	34,112	50743	91	50821	118,214
48312	33,116	48386	114,154	50035	34,112	50127	34,112	50744	91	50822	118,214
48313	33,116	48387	114,154	50036	34,112	50129	34,112	50745	91	50823	118,214
48314	33,116	48388	114,154	50037	34,112	50130	34,112	50750	91	50824	118,214
48315	33,116	48398	114	50040	32,34,112	50131	34,112	50751	91	50825	118,214
48316	33,116	48399	114	50060	34,112	50132	34,112	50752	91	50826	214
48317	33,116	48400	114	50061	34,112	50133	34,112	50753	91	50827	118,214
48318	33,117	48401	114	50062	34,112	50135	34,112	50754	91	50830	214
48320	117,123	48402	114	50063	34,112	50136	34,112	50760	91	50831	118,214
48322	117,123	48403	114,154	50066	34,112	50137	34,112	50761	91	50832	118,214
48326	33,117	48404	114	50067	34,112	50138	34,112	50762	91	50833	118,214
48327	117,123	48405	114	50068	34,112	50139	34,112	50763	91	50834	118,214
48328	117,123	48407	114	50070	34,112	50140	113,117,123	50764	91	50835	118,214
48330	33	48408	114	50072	34,112	50141	113,117,123	50765	91	50836	118,214
48332	33	48409	114	50076	34,112	50142	113,117,123	50766	91	50837	118,214
48349	114	48410	114	50077	34,112	50143	113,117,123	50770	91	50855	34
48350	114	48413	114	50080	34,112	50150	35,113	50771	91	50890	119,124
48351	114	48414	114,154	50082	34,112	50180	34,112	50772	91	50892	119,124
48352	114	48415	114,154	50090	35,114	50182	34,112	50773	91	50894	119,124
48353	114	48416	114,154	50091	35,114	50183	34,112	50774	91	50896	119,124
48354	114	48417	114,154	50092	35,114	50184	32,34,112	50775	91	50900	119,124
48355	114	48418	114,154	50093	35,114	50185	34,112	50776	91	50901	119,124
48356	114	48419	114,154	50094	35,114	50199	34,112	50780	91	50902	119,124
48358	114	48420	114,154	50095	35,114	50200	34,112	50781	91	50904	119,124
48359	114	48422	114,154	50096	35,114	50203	65,121	50782	91	50905	119,124
48360	114	48423	114,154	50097	35,114	50204	65,121	50783	91	50906	119,124
48361	114,154	48424	114,154	50098	35,114	50209	36,113,154	50784	91	50907	119,124
48362	114,154	48425	114,154	50099	35,114	50212	36,113,154	50785	91	50910	119,124
48363	114,154	48500	165	50100	35,113	50213	36,113,154	50800	214	50950	119,124
48364	114,154	48501	165	50101	35,113	50215	36,113,154	50801	118,214	50951	119,124
48365	114,154	48502	165	50102	35,113	50250	26	50802	118,214	52100	166
48366	114,154	48503	165	50103	35,113	50251	26	50803	118,214	52102	166
48368	114,154	48505	165	50104	35,112	50300	36,113	50804	118,214	52112	158,169



Part No.	Page No.	Part No.	Page No.	Part No.	Page No.	Part No.	Page No.	Part No.	Page No.	Part No.	Page No.
52113	158,169	54072	13,43,144	54167	128	54229	127	55002	158	55071	154
52114	157,169	54090	129,153	54168	128	54230	126	55003	158	55072	154
52115	157,169	54091	129,153	54170	128	54231	126	55004	158	55073	154
52116	157,169	54092	129,153	54171	128	54232	127	55005	158	55076	161
52120	44,168	54094	129,154	54172	128	54233	127	55006	158	55077	161
52122	44,168	54095	129,154	54173	128	54234	126	55007	158	55078	161
52124	44,168	54098	129	54174	128	54235	126	55010	158	55079	161
52126	44,168	54099	129	54175	128	54236	127	55011	158	55080	161
52128	44,168	54100	129	54180	75,129	54237	127	55012	158	55081	161
52130	168	54101	129	54181	75,129	54238	126	55013	158	55082	161
52132	168	54106	129,153	54182	75,129	54239	126	55014	158	55084	161
52140	168	54107	129	54184	126	54240	126	55015	158	55085	161
52142	168	54108	236	54185	126	54241	126	55016	158	55086	161
52144	168	54110	236	54193	127	54244	127	55017	158	55087	161
52145	168	54112	236	54194	127	54245	127	55020	159	55090	161
52146	168	54113	236	54195	127	54248	127	55022	159	55091	161
52148	168	54114	236	54196	127	54249	127	55023	159	55092	161
52170	168	54115	64,236	54197	127	54256	127	55024	159	55093	161
52171	168	54116	64,236	54198	127	54257	127	55025	159	55094	161
52172	168	54117	64,236	54199	127	54258	127	55026	159	55095	161
52175	44,168	54118	236	54200	126	54259	127	55027	159	55096	161
52176	44,168	54119	236	54201	126	54260	127	55028	159	55097	161
52177	44,168	54120	236	54202	126	54261	127	55030	157,169	55098	161
52178	44,168	54121	236	54203	126	54264	127	55031	157,169	55099	161
52179	44,168	54122	236	54204	127	54265	127	55032	157,169	55100	156
52300	167	54124	236	54205	127	54268	127	55033	157,169	55101	156
52301	167	54125	236	54206	127	54269	127	55034	158,160	55102	156
52302	167	54126	236	54207	127	54272	127	55035	158,160	55103	156
52303	167	54127	236	54210	126	54273	127	55036	158,160	55105	156
52304	167	54128	236	54211	126	54276	127	55037	158,160	55106	156
52305	167	54130	149,237	54212	127	54277	127	55038	160	55107	156
52306	167	54135	151,237	54213	127	54278	127	55039	160	55108	156
52307	167	54140	151,237	54214	126	54279	127	55040	160	55109	156
52310	167	54142	128,151,237	54215	126	54280	127	55042	160	55110	156
52312	167	54145	128,237	54216	127	54282	127	55044	160	55111	156
52314	167	54147	128,154	54217	127	54284	127	55046	160	55112	130,153
52316	167	54149	128,154	54218	126	54286	127	55050	160	55115	156
52320	145,158,167	54150	128,154	54219	126	54288	127	55051	160	55116	156
52322	145,158,167	54152	128,154	54220	127	54290	127	55052	160	55125	156
52345	170	54154	127	54221	127	54292	127	55054	160	55126	156
52350	170	54158	128	54222	126	54294	127	55055	160	55128	155
52351	170	54159	128	54223	126	54302	11,20,127	55056	160	55130	155
52352	170	54160	128	54224	126	54304	11,20,127	55058	157	55131	155
54050	28,44	54162	128	54225	126	54306	11,20,127	55059	157	55132	155
54060	28,44	54163	128	54226	126	54308	11,20,127	55060	157	55133	155
54070	13,43,144	54164	128	54227	126	55000	158	55062	157	55134	155
54071	13,43,144	54166	128	54228	127	55001	158	55070	154	55135	155

Part No.	Page No.	Part No.	Page No.	Part No.	Page No.	Part No.	Page No.	Part No.	Page No.	Part No.	Page No.
55140	159	56019	173	56093	52,179	56154	188	56232	177	56308	172
55150	159	56027	174	56094	52,179	56155	188	56233	177	56309	172
55160	159	56028	174	56095	52,179	56156	188	56234	177	56310	169
55170	157	56029	174	56097	180	56157	188	56235	177	56311	169
55171	157	56030	174	56098	52,179	56158	192	56236	177	56312	169
55220	142,149,151,239	56031	174	56099	52,179	56161	193	56238	177	56313	169
55224	142,149,151,239	56034	174	56100	181	56162	188,192,193	56240	177	56314	169
55226	142,149,151,239	56035	174	56102	181	56164	193	56242	177	56318	172
55230	144,154	56038	174	56103	181	56165	193	56244	177	56319	172
55900	171	56042	174	56104	181	56166	193	56245	202	56320	178
55901	171	56044	174	56105	181	56167	193	56247	202	56321	178
55902	171	56046	174	56106	52,179	56168	193	56248	202	56322	178
55903	171	56047	174	56107	52,179	56169	193	56250	173	56323	178
55904	171	56048	174	56108	52,179	56170	193	56251	173	56324	178
55910	171	56049	174	56109	52,179	56171	193	56252	173	56325	178
55911	171	56050	174	56110	52,105,179,197	56171	193	56253	173	56326	178
55912	171	56051	174	56111	52,179	56180	179	56256	174,178	56330	170
55920	171	56052	201	56112	52,179	56181	179	56260	173	56331	170
55921	171	56053	201	56113	180	56182	179	56261	173	56334	170
55922	171	56054	201	56114	180	56185	179	56262	173	56335	170
55930	171	56060	203	56115	180	56186	179	56262	173	56336	170
55931	171	56061	203	56116	52,180	56187	179	56264	173	56337	170
55970	172	56062	203	56118	52,180	56188	179	56265	173	56338	170
55971	172	56063	203	56119	52,180	56190	179	56266	173	56340	169
55972	172	56064	203	56120	180	56192	176	56267	173	56341	169
55973	172	56065	203	56121	180	56193	176	56270	174	56344	169
55974	172	56066	52,179	56122	180	56194	176	56271	174	56344	169
55976	172	56067	52,179	56124	53,203	56196	179	56272	174	56345	169
55977	172	56068	52,179	56125	180	56197	179	56273	174	56346	169
55978	172	56070	181	56126	53,203	56198	176,179	56274	174	56347	169
55979	172	56071	181	56127	203	56199	176,179	56275	174	56352	169
55980	172	56072	181	56130	203	56204	171,173,207	56276	174	56354	169
55981	172	56073	52,179	56131	203	56206	171,174,207	56278	171	56355	169
55982	172	56074	180,187	56132	203	56208	171,173,207	56280	170,171,207	56356	169
55983	172	56075	187	56133	203	56210	171,174,207	56284	170,171,207	56357	169
55990	171	56077	180	56134	203	56212	171,174,207	56286	170,171,207	56358	169
55991	171	56078	180	56136	203	56214	171,173,176,207	56288	170	56361	182
55992	171	56079	180	56138	203	56216	171,174,207	56290	176	56363	192
55993	171	56080	180	56141	188	56217	171,174,207	56292	176	56364	192
56010	173	56085	180	56142	188	56218	171,174,207	56294	176	56366	192
56011	173	56086	180	56143	188	56220	171,173,207	56295	176	56367	192
56012	173	56087	180	56144	188	56221	177	56296	176	56368	192
56014	173	56088	180	56145	188	56222	177	56297	176	56369	193
56015	173	56089	180	56146	188	56223	177	56298	176	56370	193
56018	173	56090	52,179	56147	188	56224	177	56303	172	56372	193
		56091	52,179	56148	188	56225	174	56304	172	56373	193
		56092	52,179	56152	189	56226	177	56305	172	56374	193
				56153	188	56230	177	56307	172	56375	193



Part No.	Page No.	Part No.	Page No.	Part No.	Page No.	Part No.	Page No.	Part No.	Page No.	Part No.	Page No.
56376	193	56514	195	56715	195	57066	196	57258	196	57802	178
56378	193	56515	195	56716	195	57068	196	57260	196	57803	178
56379	193	56516	195	56717	195	57070	196	57262	196	57804	178
56380	181	56517	195	56718	195	57072	196	57264	196	57805	178
56381	181	56518	195	56719	195	57074	196	57266	196	57810	178
56382	181	56519	195	56720	195	57076	196	57268	196	57811	178
56383	181	56520	195	56721	195	57078	196	57270	196	57812	178
56384	181	56521	195	56722	195	57080	196	57272	196	57813	178
56385	181	56522	195	56723	195	57082	196	57274	196	57820	55,202
56386	181	56523	195	56724	195	57084	196	57276	196	57822	55,202
56387	181	56524	195	56725	195	57086	196	57278	196	57824	55,202
56388	181	56525	195	56726	195	57088	196	57280	196	57826	55,202
56389	181	56526	195	56727	195	57090	196	57282	196	57830	175
56390	193	56527	195	56728	195	57092	196	57284	196	57831	175
56391	193	56528	195	56729	195	57094	196	57286	196	57832	175
56392	193	56529	195	56730	195	57096	196	57288	196	57833	175
56393	193	56530	195	56732	195	57098	196	57290	196	57902	175
56394	193	56572	195	56734	195	57099	196	57292	196	57903	175
56395	193	56607	195	56736	195	57152	196	57294	196	57904	175
56405	195	56608	195	56738	195	57153	196	57302	171	57905	175
56406	195	56609	195	56740	195	57154	196	57304	171	57906	175
56407	195	56610	195	56742	195	57155	196	57306	171	57907	175
56408	195	56611	195	56744	195	57156	196	57308	171	57908	175
56409	195	56612	195	56772	195	57157	196	57310	171	57909	175
56410	195	56613	195	57008	171,196	57158	196	57312	171	57910	175
56411	195	56614	195	57010	171,196	57159	196	57314	171	57911	175
56412	195	56615	195	57012	171,196	57160	196	57316	171	57912	175
56413	195	56616	195	57013	171,196	57161	196	57334	170	57913	175
56414	195	56617	195	57014	171,196	57162	196	57335	170	57914	175
56415	195	56618	195	57015	171,196	57164	196	57336	170	57916	175
56416	195	56619	195	57016	171,196	57166	196	57337	170	57922	175
56417	195	56620	195	57017	171,196	57167	196	57338	170	57924	175
56418	195	56621	195	57018	171,196	57168	196	57350	196	57926	175
56419	195	56622	195	57019	171,196	57169	196	57352	196	57928	175
56420	195	56672	195	57020	171,196	57170	196	57354	196	57930	175
56421	195	56703	195	57021	171,196	57171	196	57356	196	57932	175
56422	195	56704	195	57022	171,196	57172	196	57358	196	57934	175
56472	195	56705	195	57024	171,196	57173	196	57360	196	57936	175
56505	195	56706	195	57026	171,196	57174	196	57362	196	57940	175
56506	195	56707	195	57028	171,196	57175	196	57364	196	57941	175
56507	195	56708	195	57052	196	57176	196	57366	196	57942	175
56508	195	56709	195	57054	196	57178	196	57368	196	57943	175
56509	195	56710	195	57056	196	57180	196	57370	196	57944	175
56510	195	56711	195	57058	196	57182	196	57372	196	57945	175
56511	195	56712	195	57060	196	57184	196	57374	196	57946	175
56512	195	56713	195	57062	196	57254	196	57800	178	57947	175
56513	195	56714	195	57064	196	57256	196	57801	178	57948	175

Part No.	Page No.	Part No.	Page No.	Part No.	Page No.	Part No.	Page No.	Part No.	Page No.	Part No.	Page No.
57949	175	58070	106,160,197	60034	53,203	60086	49	60154	194	60218	199
57950	175	58072	106,188,197	60035	53,203	60087	49	60156	194	60220	51,187
57951	175	58079	106,197	60036	203	60089	54,189	60157	56,194	60221	51,187
57952	175	58080	106,197	60037	203	60090	49	60158	194	60222	51,187
57953	175	58082	106,197	60038	203	60091	49	60159	195	60224	51,187
57954	175	58084	106,197	60039	94	60092	35,49,112	60160	56,194	60225	51,187
57956	175	58085	106,197	60040	94	60093	35,114	60161	56,194	60230	50,187
57962	175	58086	106,197	60041	49	60094	181	60162	54,188,193	60236	189
57964	175	58088	106,197	60042	54,201	60095	181	60163	54,188,193	60237	189
57966	175	58089	106,160,197	60043	54,201	60096	186	60165	54,188,193	60238	189
57968	175	58098	106,197	60044	54,201	60097	186	60166	56,194	60239	189
57970	175	58099	106,160,197	60045	54,201	60098	186	60167	54,188,193	60240	189
57972	175	58112	106,197	60046	54,201	60099	186	60168	54,189,193	60243	189
57974	175	60000	49	60048	54,201	60100	51,186	60170	191	60244	189
57976	175	60001	49	60050	55,202	60101	51,186	60171	191	60245	189
57990	175	60002	49	60051	55,202	60103	51,186	60173	190	60246	189
57992	175	60003	49	60052	55,202	60104	51,186	60174	191	60247	189
57994	175	60004	49	60053	55,202	60106	186	60175	190	60248	189
57995	175	60005	19,49	60054	55,202	60107	51,186	60176	190	60249	189
57996	175	60006	19,49	60055	203	60108	106,187	60177	190	60250	190
58001	175	60007	49	60056	203	60109	106,187	60180	190	60252	190
58002	174,175	60008	49	60058	55,202	60110	200	60181	191	60254	190
58004	106,197	60009	49	60060	57,130	60111	200	60182	189	60256	190
58005	106,197	60010	49	60061	57,130	60112	51,186	60183	189	60258	190
58006	106,197,236	60011	49	60062	57,130	60113	51,186	60185	53,190	60260	190
58008	106,197	60012	49	60063	57,130	60114	51,186	60186	54,194,201	60266	190
58010	106,197	60013	49	60064	50,80	60115	186	60187	55,201	60270	189
58012	106,197	60014	17,49	60065	56,193	60120	200	60188	54,194	60272	189
58013	106,197	60015	17,49,51	60066	56,193	60121	200	60189	55,201	60273	189
58014	106,197	60016	17,49	60067	19,49	60122	200	60190	53,175	60274	189
58015	106,197	60017	49	60068	49	60126	200	60192	55,201	60275	191
58016	106,197,236	60018	49	60070	44	60128	200	60193	55,201	60280	191
58018	106,197	60019	49	60071	44	60134	200	60194	55,201	60282	191
58020	106,197	60020	49	60072	49	60135	200	60195	55,201	60285	191
58022	106,197	60021	49	60073	51,187	60136	200	60196	55,201	60286	191
58034	106,197	60022	49	60074	222	60138	200	60197	55,201	60287	191
58035	106,197	60023	50	60075	53,222	60140	200	60198	54,201	60288	191
58036	106,197	60024	49	60076	49	60141	200	60200	175	60289	191
58038	106,197	60025	53,176	60077	52	60143	188	60201	175	60300	51,106,187
58040	106,197	60026	55,195	60078	52,176	60144	188	60203	175	60301	51,106,187
58042	106,197	60027	49	60079	54,189	60145	188	60204	175	60302	51,106,187
58058	106,197	60028	44,168	60080	52,176	60146	188	60205	175	60304	51,106,187
58059	106,197	60029	35,49,113	60081	52,176	60147	188	60206	175	60306	51,106,187
58060	106,160,197	60030	35,49,113	60082	52,176	60148	194	60207	175	60308	51,106,187
58062	106,197	60031	44,146	60083	52,176	60149	195	60208	175	60310	51,106,187
58068	106,197	60032	44	60084	52,176	60150	194	60209	175	60312	51,106,187
58069	106,197	60033	44	60085	43	60152	194	60210	175	60314	51,106,187



Part No.	Page No.	Part No.	Page No.	Part No.	Page No.	Part No.	Page No.	Part No.	Page No.	Part No.	Page No.
60318	51,106,187	64170	184	64275	182	64366	182	66120	140	66371	136
60320	51,106,187	64171	184	64276	182	64367	182	66121	140	66375	136
60322	51,106,187	64172	184	64277	182	64368	182	66122	140	66376	136
60324	51,106,187	64173	184	64280	107,186,198	64369	182	66123	140	66380	136
60326	51,106,187	64174	184	64282	107,186,198	64370	182	66265	136	66381	136
60328	51,106,187	64175	184	64283	107,186,198	64371	182	66266	136	66385	136
60330	51,106,187	64177	184	64284	107,186,198	64372	182	66270	136	66386	136
60335	51,106,187	64178	184	64300	187	64373	182	66271	136	66390	136
60336	51,106,187	64180	184	64302	187	64374	182	66275	136	66391	136
60350	80	64182	184	64304	187	64375	182	66276	136	66395	136
60352	80	64183	184	64312	188	64376	182	66280	136	66396	136
60353	80	64184	184	64314	188	64377	182	66281	136	66400	136
60360	50,77	64185	184	64315	199	64378	182	66285	136	66401	136
60361	50,77	64186	184	64320	183	64379	182	66286	136	67266	136
60400	199	64195	184	64324	183	64380	182	66290	136	67271	136
60402	199	64196	184	64325	183	64381	182	66291	136	67276	136,182
60404	199	64197	184	64326	183	64384	182	66295	136	67281	136
60406	199	64200	185	64327	183	64385	182	66296	136	67286	136
60510	203	64201	185	64328	183	64386	182	66300	136	67291	136
60511	203	64202	159,185,194	64329	183	64400	183	66301	136	67296	136
60512	203	64203	159,185	64330	183	64402	183	66305	136	67301	136
60513	203	64204	185	64331	183	64404	183	66306	136	67306	136
60514	203	64205	185,194	64332	183	64410	183	66310	136	67311	136
60515	203	64206	185,194	64333	183	64412	183	66311	136	67316	136
64100	186	64207	185,194	64334	183	64414	183	66315	136	67321	136
64130	184	64208	185,194	64335	183	64416	183	66316	136	67326	136
64131	184	64209	185,194	64336	183	64418	183	66320	136	67331	136
64132	184	64210	184	64337	183	64420	183	66321	136	67336	136
64136	184	64212	184,185	64338	183	64422	183	66325	136	67341	136
64141	184	64214	184	64339	183	64424	183	66326	136	67346	136
64143	184	64216	182	64340	183	64440	183	66330	136	67351	136
64145	184	64218	182	64341	183	64442	183	66331	136	67356	136
64146	184	64220	186	64344	183	64444	183	66335	136	67361	136
64147	184	64222	186	64345	183	64450	183	66336	136	67371	182
64149	184	64230	185	64346	183	64452	183	66340	136	67500	134
64151	184	64232	185	64348	183	64454	183	66341	136	67501	134
64154	184	64234	185	64349	183	64456	183	66345	136	67502	134
64157	184	64255	185,233	64350	183	64458	183	66346	136	67503	134
64158	184	64260	185,233	64352	183	64460	183	66350	136	68060	140
64160	184	64264	185,233	64353	183	64462	183	66351	136	68062	140
64161	184	64265	185,233	64354	183	64464	183	66355	136	68063	140
64162	184	64267	185,233	64356	183	64500	159,182	66356	136	68064	140
64163	184	64269	185	64357	183	64501	159,182	66360	136	68066	140
64164	184	64270	185	64358	183	64502	159,182	66361	136	68067	140
64165	184	64271	185	64360	182	66100	136	66365	136	68070	140
64167	184	64272	185	64364	182	66104	136,234	66366	136	68072	140
64169	184	64274	182	64365	182	66115	136,234	66370	136	68074	140

Part No.	Page No.	Part No.	Page No.	Part No.	Page No.	Part No.	Page No.	Part No.	Page No.	Part No.	Page No.
68111	140	68268	135	68534	138	68758	134	69107	237	70126	139
68114	140	68270	135	68537	138	68759	134	69108	237	70128	139
68115	140	68272	135	68538	138	68764	131	69110	237	72040	140
68120	140	68274	135	68539	138	68765	131	69111	237	72042	26,134
68121	140	68276	135	68540	138	68766	131	69112	237	72044	140
68122	140	68278	135	68541	138	68767	131	69113	237	72045	140
68160	140	68280	135	68542	138	68790	131	69116	237	72046	140
68161	140	68300	135	68543	138	68791	131	69117	237	72050	137,163
68162	140	68302	135	68610	138	68800	131	69118	237	72052	137,163
68163	140	68304	135	68611	138	68801	131	69120	237	72054	137
68164	140	68305	135	68613	138	68802	131	69121	237	72060	106,137,163
68165	140	68308	134	68615	138	68803	131	69124	237	72062	137,163
68166	140	68309	134	68616	138	68810	25,131	69126	237	72064	137,163
68167	140	68310	199	68618	138	68811	25,131	69127	237	72065	137,163
68168	140	68314	199	68619	138	68812	25,131	69128	237	72066	137,163
68200	135	68315	199	68620	198	68813	25,131	69129	237	72068	137,163
68201	135	68317	199	68621	138	69000	53,142	69130	237	72069	137,163
68202	135	68318	199	68622	138	69002	53,142	70010	139	72070	137
68203	135	68320	134	68631	138	69004	53,142	70012	139	72074	137
68204	135	68322	134,198	68633	138	69006	53,142	70014	139	72075	137
68206	135	68324	188	68634	138	69010	149,238	70016	139	72078	191
68208	135	68325	198	68637	138	69011	88,149	70018	139	72099	136
68210	135	68326	35,199	68639	138	69013	88,149	70020	139	72100	136
68212	135	68327	199	68700	133	69014	141	70022	139	72101	136
68213	135	68328	199	68702	133	69015	141,142	70024	139	72102	136
68216	135	68330	53,133	68703	133	69016	141	70026	139	72103	136
68218	135	68344	203	68704	133	69017	141	70028	139	72104	136
68220	135	68370	133,234	68706	133	69018	141	70030	139	72105	136
68222	135	68372	141,234	68708	133	69020	142	70032	139	72108	136
68224	135	68380	141	68709	133	69022	142	70034	139	72110	132
68226	135	68382	141	68710	133	69030	141,142,239	70036	139	72114	132
68228	135	68384	141	68720	133	69031	141,239	70038	139	72115	132
68230	135	68390	141	68722	133	69032	141,239	70040	139	72120	132
68231	135	68395	141	68723	133	69034	141,239	70042	139	72121	132
68232	135	68396	141	68724	133	69035	141,239	70044	139	72122	132
68234	135	68509	138	68726	133	69036	141,239	70100	139	72123	132
68235	135	68510	138	68728	133	69040	141,239	70110	139	72124	132
68240	135	68511	138	68729	133	69042	141,239	70112	139	72125	132
68244	135	68512	138	68740	133	69043	141,239	70113	139	72126	24,132
68246	135	68513	138	68742	133	69044	141,239	70114	139	72128	24,132
68248	135	68515	138	68743	133	69045	141,239	70115	139	72140	139
68252	135	68518	138	68744	133	69046	141,239	70116	139	72142	136
68256	135	68519	138	68746	133	69047	141,239	70117	139	72143	141,191
68258	135	68521	138	68748	133	69048	141,239	70118	139	72144	141,191
68260	135	68531	138	68749	133	69100	237	70120	139	72145	141,191
68264	135	68532	138	68756	134	69102	237	70122	139	72146	141
68266	135	68533	138	68757	134	69104	237	70124	139	72147	141



Part No.	Page No.	Part No.	Page No.	Part No.	Page No.	Part No.	Page No.	Part No.	Page No.	Part No.	Page No.
72148	141	72316	134	76036	73	76088	73	76203	81	76293	74
72150	142,239	72317	134	76037	73	76090	74	76205	81,213	76294	74
72152	142,239	72318	26,134	76038	73	76091	74	76206	213	76295	74
72155	140	72319	26,134	76040	73	76099	78	76208	81	76296	74
72156	140	72320	132	76041	73	76100	50,78	76209	81	76297	74
72160	24,131,172	72322	132	76042	73	76101	50,78	76210	75	76298	74
72161	24,131,172	72323	132	76043	73	76102	50,78	76212	75	76299	74
72164	24,131,172	72324	132	76044	73	76103	50,78	76215	75,217	76300	80
72165	24,131,172	72325	132	76045	73	76105	50,78	76216	75	76301	80
72173	131	72330	199	76046	73	76106	50,78	76220	74,217	76302	80
72174	131	72332	199	76047	73	76107	78	76221	75,217	76310	80
72200	132	72334	199	76048	73	76110	78	76224	74	76311	80
72202	132	72336	160	76050	73	76111	78	76231	75	76312	80
72210	132	72338	160	76051	73	76112	78	76232	75	76320	80
72212	132	76000	73	76052	73	76113	78	76233	75	76321	80
72215	132	76001	73	76053	73	76114	78	76234	75	76322	80
72216	132	76002	73	76054	73	76115	78	76235	75	76323	80
72217	132	76003	73	76055	73	76116	78	76250	30,82	76324	80
72225	132	76004	73	76056	73	76117	78	76251	30,82	76325	80
72230	132	76005	73	76057	73	76118	78	76252	30,82	76330	75
72231	132	76006	73	76058	73	76119	78	76253	30,82	76332	75
72245	132	76007	73	76060	73	76120	79	76255	30,82	76400	148
72246	132	76008	73	76061	73	76122	79	76260	74	76401	148
72247	132	76010	73	76062	73	76128	78	76262	74	76404	148
72255	132	76011	73	76063	73	76129	78	76264	75,217	76405	148
72256	132	76012	73	76064	73	76131	78	76265	74	76406	148
72260	132	76013	73	76065	73	76132	78	76266	74	76407	148
72270	24,132	76014	73	76066	73	76135	78,217	76267	74	76408	148
72274	24,132	76015	73	76067	73	76137	79	76268	74	76409	148
72275	24,132	76016	73	76068	73	76138	79	76269	74	76415	87,152
72277	24,132	76017	73	76070	73	76139	80	76270	74	76416	87,152
72278	24,132	76018	73	76071	73	76140	80	76272	74	76420	63,87,152
72280	24,132	76020	73	76072	73	76141	80	76273	74	76422	87,152
72281	24,132	76021	73	76073	73	76142	79	76274	74	76424	87,152
72282	24,132	76022	73	76074	73	76146	75	76275	74	76428	124
72283	24,132	76023	73	76075	73	76150	79	76276	74	76430	80
72284	24,132	76024	73	76076	73	76152	79	76277	74	76432	80
72300	132	76025	73	76077	73	76153	79	76280	74	76434	80
72301	132	76026	73	76078	73	76154	79	76281	74	76436	80
72302	132	76027	73	76080	73	76160	72	76282	74	76500	72
72303	132	76028	73	76081	73	76180	75	76283	74	76501	72
72305	24,132	76030	73	76082	73	76186	75	76284	74	76502	72
72306	24,132	76031	73	76083	73	76188	75	76288	74	76503	72
72308	24,131,132	76032	73	76084	73	76197	124	76289	74	76504	72
72310	132	76033	73	76085	73	76198	124	76290	74	76505	72
72311	132	76034	73	76086	73	76201	81	76291	74	76506	72
72315	132,134	76035	73	76087	73	76202	81	76292	74	76510	72

Part No.	Page No.	Part No.	Page No.	Part No.	Page No.	Part No.	Page No.	Part No.	Page No.	Part No.	Page No.
76511	72	78108	36,60	80093	76	80180	77	81221	82	86121	70,165
76512	72	78110	59	80095	76	80181	77	81222	83	86122	69,70,165
76513	72	78111	59	80096	76	80200	122	81224	82,83	86123	70,165
76514	72	78115	36,60	80097	76	80202	122	81225	82,83	86124	69,70,165
76515	72	78116	36,60	80098	76	80204	122	81226	82,83	86125	70,165
76516	72	78117	36,60	80099	76	80206	122	81227	83	86127	70
76540	72	78118	36,60	80110	76	80208	122	81228	82,83	86128	70
76541	72	78120	61	80112	76	80210	122	81229	83	86129	70
76542	72	78122	61	80113	76	80214	122	81230	82,84	86130	70
76543	72	78123	61	80114	76	80216	122	81232	83,84	86132	70
76544	72	78124	61	80115	76	80218	122	81234	84	86134	70
76545	72	78125	61	80117	76	80220	122	81240	83	86136	70
76546	72	78126	61	80118	76	80222	122	81242	83	86138	70
76550	72	78127	61	80119	76	80224	122	81244	83	87000	93
76551	72	78128	61	80120	76	80226	122	81246	82	87002	93
76552	72	78129	61	80122	76	80250	65,76	81248	82	87010	92
76553	72	78130	61	80123	76	80500	80	81250	82	87020	93
76554	72	78131	61	80125	76	80501	80	81252	83	87024	93
76555	72	78132	61	80126	76	80505	80	81254	83	87026	93
76556	72	78133	61	80127	76	80515	81	81300	83	87028	93
76560	72	78134	61	80128	76	80516	81	81308	84	87030	90
76561	72	78135	61	80134	76	80520	81	81309	84	87032	90
76562	72	78136	61	80135	76	80521	81	81310	84	87034	90
76563	72	78137	61	80136	76	80522	81	81311	84	87040	86
76565	72	78138	61	80138	77	80523	81	81315	84	87060	212
76566	72	78139	61	80140	77	80524	81	81316	84	87200	95,125
76567	72	78200	58	80141	77	80525	81	81317	84	87202	95,125
76568	72	78201	58	80142	77	80526	81,118	81318	84	87204	95,125
76570	72	78202	58	80146	77	80527	81	81320	84	87206	95,125
76571	72	78203	58	80150	77	80530	81	81322	84	87210	92,95
76572	72	78205	58	80154	79	80532	81	81324	84	87212	95
76575	72	78211	58	80155	79	81200	83	81326	84	87214	92,95
76576	72	78213	58	80156	79	81202	83	81330	85,153	87216	92,95
76577	72	78220	61,95	80157	79	81204	83	81332	76,153	87220	95
76600	72	78222	10,61	80158	79	81205	83	81340	85	87230	69,95
76602	72	78230	23,58,156	80159	79	81206	83	81341	85	87231	95
76604	72	78232	23,58,156	80160	77	81207	83	81345	85	87232	95
76610	72	78234	23,58	80162	77	81208	83	81350	85	87236	95
76612	72	78236	58,228,245	80164	77	81210	83	81360	85	87238	95
76614	72	78240	59,132	80165	77	81211	83	81361	85	87240	95
76616	72	78241	59,132	80167	77	81212	83	81365	85	87250	95
76618	72	78242	59,132	80168	77	81213	83	81366	85	87260	95
78100	61	78243	59,132	80170	31	81214	75,83	81370	85	87262	95
78101	59	78246	59,136,234	80172	31	81215	75,83	81371	85	87264	95
78103	59	80090	76	80175	77	81216	82	81380	85	87266	95
78105	59	80091	76	80176	77	81218	82	81381	85	87268	95
78107	59	80092	76	80177	77	81220	82	86120	69,70,165	87280	89



Part No.	Page No.
87282	89
90000	90,151
90001	90,151
90002	90,151
90003	90,151
90008	89
90009	89
90010	89
90012	89
90014	89
90015	89
90016	89
90017	89
90018	89
90019	89
90020	90
90021	90
90022	90
90023	90
90024	90
90025	90
90026	90
90027	90
90028	89
90029	89
90030	90
90031	90
90034	90
90035	90
90036	90
90037	90
90040	87,120
90041	87,120
90042	87,120
90043	86,120
90044	86,120
90045	86,120
90046	86,120
90048	86,120
90050	90
90052	90
90053	90
90054	90
90055	90
90060	90
90065	88
90070	88

Part No.	Page No.
90071	88
90072	88
90073	88
90075	87,120
90076	87,120
90080	90,151
90081	90,151
90085	90,151
90086	90,151
90087	90,151
90088	90,151
90089	90,151
90090	89
90230	92
90235	92
90240	93
90241	93
90242	93
90244	93
90250	92
92000	86,120
92001	86,120
92003	86,120
92004	86,120
92040	86
92041	86
92043	86
92044	86
92045	86
92046	86
96400	92,213
96401	92,213
96402	92,213
96403	92,213
96410	139,209
96411	139,209
96414	139,209
96420	213
96421	213
96424	214
96426	214,238
96440	163,209
96470	90,212
96475	86,212
96478	212
96480	212
96481	212

Part No.	Page No.
96482	212
96483	212
96484	212
96485	212
96490	213
96505	85,213
96506	85,213
96510	85,213
96515	85,213
96516	85,213
96520	214
96525	212
96530	95,213
96532	95,213
98100	146
98110	146
98111	146
98112	146
98113	146
98115	146
98116	146
98117	146
98118	146
98120	146
98121	146
98125	146,157
99010	193
99011	193
99012	193
99013	16,205
99014	16,205
99015	236
99016	236
99021	147
99022	147
99023	147
99026	69
99027	69
99028	130
99029	130
99030	65,88,112,121
99031	88
99040	190
99043	88,149
99044	226,245
99050	188
99051	188

Part No.	Page No.
99052	52,179,188
99055	203
99056	76
99057	76
99058	76
99059	76
99062	76
99063	76
99064	76
99065	76
99066	77
99068	77
99070	144
99071	144
99075	87,152
99084	170
99085	170
99086	170
99087	170
99088	170
99092	174
99093	174
99094	174
99096	174
99097	174
99098	173
99100	51,186
99101	51,186
99102	101
99104	164,229,230,244
99105	229,244
99106	229,244
99107	229,244
99108	164,230
99109	230
99110	191
99111	191
99112	191
99113	191
99114	191
99115	191
99116	31
99117	31
99118	137,163
99119	137,163
99120	137,163
99121	22

Part No.	Page No.
99122	22
99123	22
99124	22
99125	22
99126	22
99127	229,244
99134	231
99136	66
99138	137,163
99139	101
99140	207
99141	207
99142	207
99143	207
99145	76
99146	77
99147	76
99150	246
99151	246
99158	207
99159	207
99160	144
99161	144
99162	144
99163	144
99165	242
99166	22
99167	22
99172	131
99178	193
99179	193
99273	224
99274	224
99275	224
99276	224
99277	224
99282	55,202
99283	55,202
99284	55,202
99287	165
99288	165
99290	185,233
99295	185
99296	185
99300	229,244
99301	229,244
99302	229,244

Part No.	Page No.
99303	229,244
99304	229,244
99305	229,244
99306	229,244
99307	229,244
99312	121
99314	106,188,197
99315	106,188,197
99320	55,202
99321	55,202
99330	199
99331	199
99332	199
99334	199
99338	241
99340	225
99341	225
99342	225
99347	88,149
99349	130,153
99388	127
99390	89
99392	229,244
99393	229,244
99394	229,244
99850	147
99851	147
99852	147
99853	147
99862	147
99940	218,228,249
99941	218,228,249
99942	218,228,249
99951	248
99953	248
99957	248
99958	248
99959	248
99960	249
99962	59,218,228,249
99965	249
020-50	250
16000	105
16001	105
16002	105
16003	105
16004	105

Part No.	Page No.	Part No.	Page No.	Part No.	Page No.	Part No.	Page No.	Part No.	Page No.	Part No.	Page No.
16005	105	16076	105	18551	48	22135	46	44222	228,242	64454	183
16006	105	16080	105	18552	48	22136	46	44223	228,242	64456	183
16010	105	16081	105	18634	18	22137	46	44225	241	64458	183
16011	105	16082	105	22000	47	22138	46	44226	241	64460	183
16012	105	16083	105	22005	47	22139	46	46100	116	64462	183
16013	105	16084	105	22010	47	22140	46	46101	116	64464	183
16014	105	16085	105	22012	47	22141	46	46110	116	72050	137
16015	105	16086	105	22015	47	22144	46	46300	115	72052	137
16016	105	16100	105	22017	47	22145	46	46301	115	87230	95
16020	105	16101	105	22020	47	22146	46	46302	115	87231	95
16021	105	16102	105	22022	47	22147	46	46304	115	87236	95
16022	105	16103	105	22024	47	22148	46	46310	115	87238	95
16023	105	16104	105	22026	47	22160	46	46312	115	87250	95
16024	105	16105	105	22030	47	22163	46	46332	115	99150	246
16025	105	16106	105	22032	47	22164	46	46340	115	99151	246
16026	105	16110	105	22040	47	22169	46	46341	115	99901	248
16030	105	16111	105	22042	47	22175	46	46400	115	99902	248
16031	105	16112	105	22044	47	22182	46	46401	115	99904	248
16032	105	16113	105	22045	47	22183	46	46402	115	99906	248
16033	105	16114	105	22046	47	22184	46	46404	115	99907	248
16034	105	16115	105	22050	47	22192	50	46420	115	99912	248
16035	105	16116	105	22054	47	22194	50	46440	115	99913	249
16036	105	16120	105	22060	47	22196	50	48270	119,166	99916	248
16041	105	16121	105	22061	47	22256	45	48275	119,166	99918	249
16042	105	16122	105	22062	47	22257	45	55140	159	99920	248
16043	105	16123	105	22063	47	23090	16	55150	159	99921	248
16044	105	16124	105	22064	47	23092	16	55160	159	99922	248
16045	105	16125	105	22070	47	23093	16	55932	157,171	99924	248
16050	105	16126	105	22072	47	23095	16	55933	157,171	99926	248
16051	105	16130	105	22079	47	23096	16	56806	195	99954	248
16052	105	16131	105	22080	47	23098	16	56807	195		
16053	105	16132	105	22082	47	23099	16	60187	55		
16054	105	16133	105	22084	47	40160	117,130	60189	55		
16055	105	16134	105	22086	47	40161	117,130	64280	107,186,198		
16056	105	16150	105	22090	47	40162	117,130	64282	107,186,198		
16060	105	16151	105	22093	47	40168	117,130	64283	107,186,198		
16061	105	16152	105	22095	47	40170	117,130	64284	107,186,198		
16062	105	16153	105	22117	46	44096	240	64410	183		
16063	105	16154	105	22120	46	44097	240	64412	183		
16064	105	17020	161	22124	46	44098	240	64414	183		
16065	105	17022	162	22127	46	44100	240	64416	183		
16066	105	17040	162	22128	46	44101	240	64418	183		
16070	105	18546	48	22129	46	44102	240	64420	183		
16071	105	18547	108	22130	46	44103	240	64422	183		
16072	105	18548	108	22132	46	44104	240	64424	183		
16073	105	18549	48	22133	46	44106	240	64450	183		
16075	105	18550	48	22134	46	44136	246	64452	183		



A

Absorbent Mats/Pads220

Access Panels.....23

Accessory Clamps57

Air

 Hose.....224-225

 Jacks.....224

 Pans.....11

 Regulator.....224

 Rivet Gun.....206

 Tanks.....225

Air Cleaner(s).....8

 Adapter.....9

 Covers.....9

 Nuts/Studs.....9

Air Filter Element(s).....9

 Cleaner.....10

 Cleaning Station.....10

Alternator(s).....80

Aluminum

 Angle and Flat Stock.....45

 Sheet Metal.....12

 Strapping.....16

 Tubing.....16

Apron.....218

Axle(s).....134, 136

 Bearing.....134

 C-Clips.....140

 Front (Sprint).....157

 Housing Ends.....134

 Housing Seal.....136

 Nut Wrench (Sprint).....225

 Plug.....136

 Puller, T-Handle.....136

 Retainers.....134

 Spline Tool.....136

 Straps.....222

 Tubes.....135

 Tube Seals.....136

 Tube Tool.....135

B

Backing Plate Bolts.....134

Back-Up Washers.....99

Balance Plate.....238

Ballast.....57

 Brackets.....57

Ball Joint(s).....173-174

 Adapter Bushing.....174

 Holders.....176

 Sleeves.....173-174

 Spreader Tool.....173

 Taper Reamer.....171

 Wrench.....173

Banjo Bolts/Fittings.....34

Barrel Pump.....216

Battery

 Boxes.....78

 Cable Kits.....78

 Cable Terminals.....78-79

 Cable Thru-Stud.....79

 Charging Posts.....80

 Charging Post Bracket.....80

 Disconnect Switch.....79

 Disconnect Switch Boots.....79

 Hold Down(Optima).....78

 Quick Disconnects.....80

 Quick Disconnect Brackets.....80

Battery Continued

 Terminals.....78-79

 Terminal Covers.....79

Bead Breakers.....231

Bead Lock.....242

Bell Cranks, Throttle.....128

Bellhousing Dowel Pins.....239

Belt(s)

 Gilmer.....70

 Seat.....146

 Torque Tube.....149

 V-Groove.....70

Bert Transmission

 Clevis Kit.....236

 Clutch Discs.....239

 Support Brackets.....239

 Tool.....239

Birdcages

 Sprint.....160

 Steel.....199

Birdcage Bearings.....160, 199

Birdcage Bushings.....199

Blanket(s)

 Moving/Utility.....223

 Torque Ball (Safety).....151

 Transmission (Safety).....238

Bleeder Bottles.....36

Bleeder Screws.....34

Blower Fan.....28, 147

Body

 Bolts.....17

 Braces.....16-17

 Radius Tool.....14

 Reinforcing Plates.....101

 Strapping.....16

 Support Panels.....15

Bolt(s)

 Backing Plate.....134

 Bead Lock.....161, 242

 Body.....17

 Caliper.....26

 Counter-Sunk.....108

 Cylinder Head.....93

 Hex.....104

 Intake Manifold.....92

 Jack.....179

 Load Bolt.....180

 Nose.....37

 Rotor.....25

 Socket Head.....105

 Sway Bar.....181

Boot, Shifter.....237

Bottle Brackets.....56

Bracket(s)

 Accessory.....57

 Ballast.....57

 Caliper.....25-26

 Charging Posts.....80

 Control Arm.....175-176

 Fire Extinguisher.....149

 Fuel Cell Mounting.....57

 Fuel Filter.....123

 Nitrogen Bottle.....225

 Overflow Tank.....65

 Panhard Bar.....188-191

 Power Steering Pump.....165

 Power Steering Tank.....166

 Quick Turn Fasteners.....101

Bracket(s) Continued

 Seat Mounts.....44

 Shock.....51

 Spoiler.....22

 Steering Column.....168

 Steering Quickener.....168

 Tie Down.....222

 Trailing Arm.....200-202

 Transmission Mount.....239

 Universal.....57

Braided Hose Cutter.....209

Braided Steel Lines.....114-116

Brake

 Bias Adjusters.....31

 Bias Gauges.....31

 Bleeder Bottles.....36

 Boosters.....29

 Calipers.....26

 Caliper Bolts.....26

 Caliper Brackets.....25-26

 Caliper Retainer Kit.....26

 Caliper Spacers.....27

 Combination Valve.....30

 Combination Valve Bracket.....30

 Ducts.....28

 Duct Blower.....28

 Duct Flange.....28

 Duct Hose.....28

 Fittings.....32-36

 Fluid.....36

 Hose Kits.....27

 Kits, Disc.....27

 Light Switches.....30

 Lines.....33

 Line Adapters/Fittings.....34-35

 Line Deflectors.....26

 Line Display Rack.....210

 Line Flaring Tool.....33

 Line Kits.....32

 Line Lock Kit.....30

 Master Cylinder.....29

 Pedal Assemblies.....29

 Pedal Clevises.....29

 Pedal Mounts.....28-29

 Pressure Gauges.....31

 Pressure Safety Switch.....30

 Proportioning Valve.....30

 Quick Disconnects.....36

 Remote Reservoirs.....29

 Residual Valves.....30

 Rotors.....24-25

 Rotor Bolt Kit.....25

 Rotor Hats.....25

 Rotor Spacers.....25

 Shut-Off Valves.....31

Breathers, Clamp-On.....10

Breather Covers.....10

Breather Tanks.....88, 143

Broom Holder.....221

Bulbs, LED.....76

Bulkhead Fittings.....114

Bumper(s).....37-40

 Covers.....39-40

 Hook Up Kit.....39

Bump Rubbers/Stops.....182-183

Bump Steer Studs.....170

Bump Steer Spacers.....170

Bump Stop Components.....182-183

Bungs, Weld-In 91,120
 Burst Panel Components..... 125

C

Cable Tie(s)
 Mounting Bases 217
 Nylon..... 217
 Stainless Steel 94
 Tool 217

Caliper(s)
 Bolts 26
 Brake 26
 Brackets..... 25-26
 Dial/Digital..... 209
 Spacers 27

Camshaft
 Bearing Installation Tool..... 212
 Button Spacers 90
 Locking Plate 90
 Seal Plates 90

Caps, Plastic and Aluminum..... 118
 Car Covers..... 20
 Car Lift 224

Carburetor
 Bushings 128
 Fittings 124
 Gaskets..... 95
 Hats..... 10
 Line/Log Kits..... 118-119
 Linkage Kits 128
 Return Springs 128
 Shear Plates 126
 Spacers 125-126
 Stand 125

Caster Plate 175
 Caster Wheels 211
 Catalog Racks..... 220, 249-250
 Catch Can (Fuel) 130
 C-Clips..... 140
 Center Links..... 169-170
 Charging Post(s)..... 80
 Mounting Bracket 80

Chassis Dollies 224
 Chassis Set-Up Blocks 159
 Chassis Tie Down Brackets..... 222
 Chrome Moly Tubing 47
 Circuit Breakers..... 75
 Clamp-On Rings 188
 Cleaning Discs 208
 Cleaning Wipes..... 220

Cleco
 Fasteners 207
 Pliers 207

Clevises..... 176

Clutch
 Alignment Tools..... 238
 Discs, Bert 239
 Lines..... 116

Coil Mounts..... 84

Coil-Over Shock
 Bearing Kit..... 184
 Eliminators..... 186
 Kits..... 184
 Load Bolt Assembly 180
 Spring Adapter (5")..... 184
 Spring Adjuster, Hydraulic..... 186

Coil Spring
 Cups..... 180
 Shims..... 180

Coil Spring Continued
 Spacers 184

Compression Tester 214

Control Arm(s) 175, 178-179
 Brackets/Mounts..... 175-176
 Bushings 177
 Shims..... 175

Cord Reel Bracket 221

Crankshaft
 Balancing Plate 238
 Hub 90
 Keys..... 90
 Pulley Mandrel Kit..... 70
 Socket 214

Crankcase Evacuation System 94

Crayons, Tire..... 226

Cross Pins 140

Crush Washers..... 112

Cylinder Head
 Bolts 93
 Dowel Pins..... 93

D

Dash Panels 23
 Deburring tool 204
 Degreaser 58
 Dial/Digital Calipers 209
 Dial Indicator 209
 Dial-In Board 20
 Dial-In Window Marker 58
 Diamond Plate, Aluminum 12
 Diaper Pins 110
 Digital Level 204
 Dipsticks, Transmission..... 237
 Dirt Skirtz 23
 Disc Brake Kits 27
 Disconnect Switches, Battery 79
 Display Shelves 221
 Distributor(s)..... 82-83
 Gasket..... 95
 Gears..... 84
 Hold Downs..... 84

Dollies
 Chassis 224
 Engine 211
 Wheel..... 223

Door Bars 43
 Door Bar Clamp 43
 Door Bar Padding 144
 Door Bar Swing-Out Kit..... 43
 Door Plate 43
 Double Adjusters 176, 179
 Double Flare Tool..... 33
 Dowel Pins, Bellhousing..... 239

Down Nozzle
 Filters..... 153
 Plugs..... 153

D-Rings 222

D-Ring Backing Plate 222

Drag Links 157, 171

Drag Link Tether 157

Drain Pans 235

Drain Plug, Magnetic 86

Drill Bit(s)
 Double Ended 205
 Flange Rivet 205
 Spring Steel 205
 Step..... 205
 Wheel Stud..... 205

Drill Bit Stop Collar..... 205
 Drill Fixture 208
 Drill Holders..... 221
 Drink Bottle Kit 148

Drive Flange
 Gaskets..... 137
 Lock Plate Kit..... 137

Driver Air System 14

Driver Suits 147

Driveshafts..... 142

Driveshaft Loops..... 142

Drum Pump 129, 216

Dry Break Valves 130

Dry Sump Oil Tanks..... 87

Duct Blower..... 28

Durometer 246

Dust Caps..... 131

E

Earplugs 146

Electric Fans 68

Electric Fuel Pump..... 122

Electrical Connectors 73-74

Electrical Outlet(s)..... 80
 Mounting Brackets..... 80

Electrical
 Pliers..... 217
 Relay 75
 Tape 74
 Wire 72

Emery Cloth..... 208

Engine
 Cleaning Brushes 212
 Conversion Kits..... 98
 Covers 95-96
 Cradles 95-96, 211
 Cradle Wheel Kits 96, 211
 Diapers 88
 Lift Handles 211
 Lift Plates 211-212
 Mid-Plates 97
 Motor Plates 96
 Mounts..... 96-98
 Primer Tank..... 86
 Wash Plugs 10

Evacuation System, Crankcase 94

Exhaust
 Block Off Plates 93
 Cut Outs (Electric)..... 94
 Gaskets..... 95
 Hangers..... 94
 Manifolds 94
 Shields 94
 Wrap 94

F

Fabrication Pencil..... 13, 205

Fan(s)
 Blower 65
 Electric..... 68
 Freewheeler 69
 Mechanical 68
 Reinforcement Plate..... 68
 Shrouds 68
 Spacers..... 69

Feeler Gauges..... 213

Fender Braces 16-17

Fender Washers 108

Files, Thread 208

Fill Tanks..... 143



Filler Cap Kit 130
 Fin Comb 66
 Fire Extinguishers 149
 Mounting Brackets 149
 Firewall Cable Bushing 79
 Fitting(s)
 Brake 32-36
 Carburetor 124
 Fuel Injection 124
 Inverted Flare 112
 NPT 112
 Oil Inlet 86, 120
 Power Steering 119-120
 Radiator 62
 Reducer, AN 87, 120
 Flange Bearing 168
 Flaring Tool 33
 Flexplates 288
 Floor Jack 223
 Floor Plates 41
 Flywheel Locking Tool 238
 Fogging Oil 61
 Ford 9"
 Axles 134, 136
 Axle Housing Seal 136
 Axle Retainers 134
 Backing Plate T-Bolts 134
 Gasket 140
 Gear Tote 142
 Housings 133
 Housing Ends 134
 Housing Studs 140
 Pinion Centering Jig 133
 Pinion Nuts 140
 Pinion Supports 141
 Pinion Yokes 141
 Set-Up Carrier 133
 Truss Support 133
 Frame Repair Plate 43
 Freeze Plug Driver 212
 Fuel
 Can, Quick Fill 130
 Cell Cap and Bung 130
 Cell Guard 130
 Cell Hose 130
 Cell Mounting Brackets 130
 Cell Tank Covers 130
 Cell Top Plate Hardware 153
 Drum Pump 129, 216
 Dry Break Valves 130
 Filters 123
 Filter Brackets 123
 Fragrances 61
 Injection Fittings 124
 Line 118
 Line Kits, Carb 124
 Logs 124
 Lubricant 61
 Pressure Gauges 122
 Pressure Regulator 122
 Pressure Reg. Brackets 127
 Primer Bottle 122
 Pumps 122
 Pump Block-off Plates 122
 Pump Gaskets 95
 Pump Mounting Plate 95
 Funnels 215
 Fuse Terminals 74

Fuse Block 75
G
 Gas Cans 130
 Gas Pedals 129
 Gasket(s)
 Carburetor 125
 Distributor 95
 Engine 95
 Ford 9" 140
 Fuel Pump 95
 Header 95
 Oil Pan 95
 Quick Change Cover 137
 Thermostat Housing 95
 Valve Cover 95
 Gauge(s)
 Brake Pressure 31
 Feeler 213
 Lines 116
 Mechanical 76
 Panels 76
 Sprint Fuel Pressure 152
 Stagger 226
 Tire 226
 Toe 232
 Gear(s)
 Cover (Quick Change) 137
 Distributor 84
 Ring and Pinion 139
 Totes 137-138
 Tote Trays 138
 Gear Drive 90
 Gilmer
 Belts 70
 Pulleys 70
 Gloves 218
 Grease
 Gun/Tips 209
 High-Pressure 136
 Remover/Cleaner 58
 Wheel Bearing 132
 Grommets 72
 Ground Clearance Indicator 181
 Ground Straps 75
 Guide Plates 92
 Gussets 50
H
 Half Clamps 56
 Hat(s)
 Baseball 248
 Beanie 248
 Carb 10
 Rotor 25
 Header Tab Kit 94
 Header Gaskets 95
 Header Wrap 94
 Headlight Decal Kits 39
 Heat Shrink 72
 Heat Sleeve 73
 Heat Wrap 94
 Heaters
 Immersion 87
 Pads 87
 Heel Riser 129
 HEI Distributors 83
 HEI Mechanical Advance Kit 83
 HEI Wire Connectors 83
 Heims (See Rod Ends)

Helmet
 Blower System 147
 Hooks 146
 Shelf 147
 Vent Hose 147
 Vent 147
 Hinges, Aluminum 22
 Holder(s)
 Aerosol Can 221
 Business Card 250
 Nitrogen Bottle 225
 Paper Towel 220
 Rod and Piston 212
 Hole Saws 48
 Honeycomb 64
 Hood Hinge Kits 17
 Hood Pin
 Kits 18
 Mounts/Adapters 19
 Supports 19
 Hood Prop 17
 Hood Scoops 11
 Hose(s)
 Air 224-225
 Assembly Tools 209
 Brake Duct 28
 Clamps 67
 Cutter 209
 Helmet Vent 147
 Fuel 118, 123
 Radiator 67
 Reducer 67
 Restrictor 66
 Vacuum 118, 123
 Housing Stud Kit, Ford 9" 140
 Hub
 Covers 131
 Kits, 5x5 131
 Seals 132
 Hydraulic Ram 212
I
 Idle Speed Adjuster 127
 Idler Arms 169
 Ignition Box Mount 85
 Ignition Coil 84
 Ignition Coil Mounts 84
 Ignition Panels 77
 Impact Crimper 78
 Indicator Lights 77
 In-line Duct Blower 28
 Inner Mud Shield 25, 242
 Intake Manifold Bolt Kit 92
 Inverted Flare Fittings 112
 Inverted Flare Nuts 33, 117
J
 Jacks
 Air 224
 Pit 223
 Jack Bolts 179-180
 Jam Nuts 179
 Sleeves 179
 Jack Post Kit, Right Hand 42
 Jack Stands 223
 Jacobs Ladders 161
 Pin Kits 161
 Jam Nuts 105
 J-Bars 188
 Junction Block 75

K

Knee Guard 144
Koul Tool 209

L

Lanyards 110
Layout Pencil 13, 205
Layout Fluid 213
Leaf Spring
 Pads 203
 Shackles 203
 Slider Box 203
 U-Bolts 203
LED Bulbs 76
Level Base 204
Level, Digital 204
Lift Bar 199
Lift Bar Retainer Clamp 198
Lift, Car 224
Lift Handles 211
Lift Plates, Engine 211, 212
Lifter Valley Vents 88
Light Bulbs 76
Line Clamps 117-118
Line Lock Kit 30
Linkage Kits, Carb 128
Load Bolts 179-180
 Jam Nuts 179
 Sleeves 179
Loading Couplers 167
Log Book 210, 245
Lowering Blocks 203
Ludwig Clamps 111
Lug Nuts 240
Lug Wrenches 225

M

Magazine Holders 220
Magnets 214
Main Bearing Spacers 86
Main Cap Removal Tool 212
Mandrel Spacers 70
Markers, Paint 226
Master Cylinder(s) 29
 Reservoirs 29
Mat, Absorbent 220
Mat, Track 223
Merchandising Displays 249
Metal Snips 204
Micro Switch 129
Mid-Plates 97
Mini-Spools 140
Mirrors, Rear View 148
Mirror, Telescoping 214
Mono Ball Bearings 175
Moose Blocks 159
Morse Cable Clamps 128
Motor Mount(s) 96-98
 Spacers 98
Motor Plates 96-97
Moving Blanket 223
MSD Box Mount 85
Mud Plugs 242
Mud Scraper 218
Mud-X 58

N

Nitrogen Bottle Holder 225
Nitrous Bottle Blankets 124
Nitrous Combination Wrench 216

Nitrous Pressure Control Kits 124
Nitrous Switches (WOT) 129
Nitrous Solenoid Brackets 127
Non-Skid Tape 219
Nose Bolt Kits 37
Nose Pieces 39
Nose Supports 37-38
Nose Wing Posts 156
Nose Wing Wall Mount 155
Notchers, Tubing 204
Novus Cleaner and Polish 58
Nuts
 Carburetor 9
 Hex 105
 Insert 101
 Jam 105
 Lug 240
 Pinion 140
 Spindle 131
 Weld-on 48

O

O2 Sensor Plug and Bung 94
Oil
 Bottle Tray 221
 Coolers 88
 Cooler Scoop 88
 Filter 86
 Filter Adapter 86
 Heaters 87
 Inlet Fittings 86
 Pan and Pick-Up 86
 Pan Gaskets 95
 Primer Tank 86
 Restrictors 88
 Tanks, Dry Sump 87
 Temperature Tee 87
Oil Eater 58
Overflow
 Catch Can, Fuel 130
 Check Valves 130
 Fitting 65
 Nozzle 65
 Tanks 65
 Tank Brackets 65

P

Padding
 Door Bar 144
 Roll Bar 144
Paint Markers 226
Panhard Bar(s) 188
 Adjusters 189
 Brackets/Mounts 189-191
 Spacers 188
 Wrench 188
Pedal Extensions 28
Pedal Plate, Floor 28
Peg Hooks 250
Petcock 112
Pilot Bearings/Bushings 238
 Driver 238
Pinion
 Centering Jig 133
 Nuts 140
 Seals 141
 Supports 141
 Yokes 141
 Yoke Wrench 141

Pit

 Cart 224
 Jacks 223
 Mats 223
 Sockets 225
Pitman Arm(s) 169
 Nut Kit 169
Plastic
 Rolled/Sheets 12
 Caps and Plugs 214
Plastigage 86
Plexus Cleaner 58
Pliers
 Cleco 207
 Electrical 217
 Safety Wire 208
Polycarbonate Sheet(s)
 Cleaner 58
Port and Polish Kit 93
Power Brake Boosters 29
Power Steering
 Box 169
 Box Mount Brackets 169
 Cooler 166
 Fittings 167
 Hose Kits/Fittings 166
 Pump 165
 Pump Brackets 165
 Tanks 166
 Tank Brackets 166
Pressure Switches 76
Primer Bottle 122
Proportioning Valve 30
Pull Bar(s)
 Brackets 192-193
 Covers 194
Pulley(s)
 Aluminum 69-70
 Gilmer 70
 Shims 69
Punch and Flare Tools 204
Pushrod Guide Plates 92

Q

Quick Change
 Axles 136
 Axle Tubes 135
 Axle Tube Support Brackets 134
 Axle Tube Tool 135
 Cover 137
 Cover Gasket 137
 Cover Lock Kit 137
 Cover Nuts 137
 Drain Pan 137
 Gear Tote 137-138
 Oil Plug Socket 137, 234
 Oil Plug Wrench 235
 Side Bell O-Ring 137
Quick Disconnects, Battery 80
Quick Disconnect Fittings 113
Quick Fill Can 130
Quick Release Pin(s)
 Lock Collar 106
 Throttle End 128
Quick Turn
 Fasteners 102
 Insert Plates 103
 Mounting Brackets 101
 Reinforcing Plates 101



Quick Turn Continued
 Spring Adjuster 103
 Spring Fixture 103
 Transfer Punches..... 103
 Wrench..... 103

R
 Racers Tape 219
 Rack And Pinion Spacers..... 170
 Radiator(s) 62-64
 Air Scoop.....68
 Caps66
 Fan Shroud68
 Fin Comb.....66
 Fittings62
 Honeycomb64
 Hoses67
 Hose Clamps.....67
 Mounting Brackets.....64
 Overflow Tanks.....65
 Rock Screen64
 Shaker Screen.....64
 Wall Mount63
 Radio Boxes 148
 Radius Rods 160
 Radius Rod Studs 160
 Ratchet Binder/Straps..... 222
 Reamer/Taper 171
 Rear End
 Bearing and Shim Kits..... 138
 Fill Tanks..... 143
 Gear Sets..... 139
 Housings 133
 Station Brackets..... 133
 Truss Support..... 133
 Rear Main Seal Adapters.....86
 Rear Tank Guard..... 130
 Reducer Bushings..... 107
 Reducer Fittings 120
 Reflective Tape 219
 Relays.....75
 Remote Fill Tanks 143
 Remote Reservoir.....29
 Remote Starter 213
 Residual Check Valves.....30
 Return Springs 128
 Ride Height Blocks..... 159
 Ring and Pinion
 Set..... 139
 Installation Kits 138
 Ring Gear Spacer 139
 Ring Terminals 78
 Rivets.....99
 Rivet Guns 100
 Rocker Arm Studs 92
 Rock Screen.....64
 Rod and Piston Holder 212
 Rod Ends 106
 Rod End Kit, Oversize..... 168
 Rod End Bushings/Spacers 107
 Rod End Centering Kit 233
 Rod Guide Tool..... 212
 Roll Bar/Cage Kit(s) 41-43
 Front Arch Support..... 43
 Front Support Kit..... 43
 Installation Kit..... 41
 Rear Support Kit..... 43
 Roll Bar Padding 144

Roof(s)..... 21
 Cap 21
 Support 21
 Run Out Checker 209
S
 Safety Glasses..... 146
 Safety Wire 208
 Drill Fixture 208
 Twister Pliers..... 208
 Sander, Tire 231
 Sanding Discs 231
 Schrader Valves..... 246-247
 Scoop(s)
 Dragster..... 11
 Hood 11
 Mounts..... 11
 Oil Cooler 88
 Radiator..... 68
 Tray 11
 Screen, Stainless Wire 13
 Screws, Wheel Rim 245
 Scuff Plates 19
 Seal(s)
 Axle Tube 136
 Hub 132
 Pinion 141
 Tailshaft Housing..... 239
 Timing Cover 89
 Seat
 Mount Kits/Brackets 44
 Track Assembly..... 146
 Seat Belt(s)..... 146
 Anchor Plates/Mounts 146
 Installation Kits..... 146
 Set Screws 105
 Set-Up
 Book..... 210
 Carrier, Ford 9" 133
 Plates 232
 Sheets 210
 Stands 232
 Tool..... 232
 Shackles, Leaf Spring 203
 Shaft Collars 168
 Shaker Screen 64
 Shear Plates 126
 Sheet Metal 12-13
 Shelves, Display 221
 Shifter(s)..... 236
 Arm..... 236
 Boot 237
 Cable..... 237
 Shim(s)
 Bump steer 170
 Center Link 169-170
 Control Arm 175
 Pulley..... 69
 Shock 183
 Shipping Tape..... 219
 Shock
 Brackets..... 186
 Bump Rubbers 182-183
 Bump Spring Cups..... 183
 Canister Mounts..... 185
 Covers 182
 Drip Cups 185
 Extensions 186
 Eye Socket 185

Shock Continued
 Inflation Tool 185
 Protector 185
 Quick Pins..... 187
 Racks..... 186
 Shims..... 183
 Spacers..... 186
 Travel Indicator 181
 Work Station 185
 Shop Towels 220
 Shrinker/Stretcher 205
 Side Bell O-Ring..... 137
 Sipers, Tire 230
 Sixth Coil Assembly 199
 Slider Box(es) 201
 Adjuster 201
 T-Nuts 201
 Smart Tool 204
 Snouts..... 135
 Soap/Cleaners..... 58
 Sockets
 Crank 214
 Lug/Pit..... 225
 Quick Change Plug 137, 234
 Shock Eye 185
 Spindle Nut..... 234
 Solder Slugs..... 78
 Solenoid, Starter..... 81
 Jumper Wire 81
 Spacer(s)
 Bolt 107
 Caliper..... 27
 Crank Mandrel..... 70
 Engine/Motor Mount..... 98
 Fan 69
 Rack and Pinion 170
 Rod End..... 107
 Shock 90/10 Kit 195
 Tapered 107
 Thermostat Housings..... 66
 Tie Rod 170
 Upper Link Kit..... 194
 Wheel..... 242-243
 Spark Plug
 Boot Protectors..... 85
 Gap Tool..... 85
 Indexing Shims 85
 Indexing Tools..... 85
 Wire looms 85
 Wire Retainers 85
 Wire Sets..... 85
 Spindle(s)..... 171-172
 Checkers..... 207
 Ducts..... 28
 Nut Kits 131
 Nut Socket..... 234
 Reamers 171
 Savers..... 172
 Spoiler(s)..... 22
 Brackets..... 22
 Hinges 22
 Supports..... 23
 Spools 140
 Spoons, Tire..... 245
 Sprayers..... 58
 Spring
 Cups..... 180
 Ramp..... 178

Spring Continued
 Pre-loader.....185
 Shims.....180
 Spacers.....184
 Spring Steel.....16
 Drill.....205
 Punches.....16
 Shrink Sleeve.....16
 Stack Stands.....223
 Stagger
 Gauge.....226
 Tape.....226
 Starter(s).....81
 Solenoid.....81
 Switches/Buttons.....77
 Steel
 Angle and Flat Stock.....16
 End Caps.....50
 Plate.....43
 Sheet Metal.....12-13
 Spring.....16
 Tubing.....46-47
 Steering
 Arms, Sprint Car.....157
 Box.....169
 Box Mounts.....157
 Center Links.....169-170
 Column Brackets.....168
 Coupler.....167
 Flange Bearing.....168
 Pitman Arms.....169
 Quickener Bracket.....168
 Rack Boot Cover.....170
 Rod End Kit, Oversize.....168
 Shaft.....168
 Shaft, Collapsible.....168
 Shaft Collar.....168
 Tie Rod Ends.....171
 U-Joints.....168
 Wheel Disconnects.....167
 Wheel Extensions.....167
 Wheel Pads.....167
 Step Drill Set.....205
 Storage Cases.....217
 Storage Tote.....230
 Suit, Drivers.....147
 Surface Guard Tape.....219
 Suspension Limiter.....187
 Suspension Limiter Chain.....188
 Suspension Set-up Tool.....232
 Suspension Tubes.....195-196
 Swage Tubes.....195-196
 Sway Bar
 Adjuster Kits.....181
 Arms.....181
 Bolts.....181
 Mounts.....181
 Sweatshirts.....248
 Swing Arms.....201
 Switch Panels.....77

T
 Tabs, Chassis.....49
 Tachometer Bracket.....148
 Tachometer Mount.....76
 Taillight Decal Kit.....39
 Tailshaft Seal and Bushing.....239

Tank(s)
 Air.....225
 Breather.....88, 143
 Dry Sump Oil.....87
 Overflow, Radiator.....65
 Power Steering.....166
 Remote Fill.....29
 Tank Heaters.....87
 Tap(s).....208
 Tape.....219
 Display Rack.....219
 Gun.....219
 Tape Measures.....232
 Taper Reamers.....171
 Tapered Spacers.....107
 Tear-Off Posts.....146
 Telescoping
 Magnet.....214
 Mirror.....214
 Temperature Gauge Adapters.....65
 Temperature Switches.....76
 Temperature Tees.....87
 Terminal Connectors.....73-74
 Test Leads.....75
 Test Light.....75
 Tether, Drag Link.....157
 Thermostat Housing(s).....66
 Gasket.....95
 Restrictors.....66
 Spacer.....66
 Threaded Inserts.....101
 Threaded Insert Tool.....101
 Third Link(s).....192-193
 Brackets.....192-193
 Thread Files.....208
 Thread Sealant Tape.....220
 Threaded Tube Ends.....196
 Throttle
 Bell Crank.....128
 Bushings.....128
 Cable.....128
 Linkage Kits.....128
 Pedals.....129
 Quick Release Ends.....128
 Return Springs.....128
 Return Spring Bracket.....128
 Tie Down Straps.....222
 Tie Down Brackets.....222
 Tie Rods.....171
 Tie Rod Spacer.....170
 Tie Rod Stud.....171
 Tie Rod Tubes.....171
 Tie Wraps
 Nylon.....217
 Stainless Steel.....94
 Timing Chain Cover(s).....89
 Gaskets.....95
 Seals.....89
 Timing Pointers.....90
 Tin Snips.....204
 Tire
 Bead Breakers.....231, 245
 Cleaner.....58
 Covers.....228, 242-246
 Crayons.....245
 Durometer.....246
 Gauge.....247
 Gauge Holder.....247

Tire Continued
 Grinding Discs.....231, 243
 Groovers, Heated.....229, 244
 Log Books.....245
 Log Decals.....245
 Markers.....245
 Perforator Tool.....228
 Prep Stands.....227-228
 Relief Pre-Setter Gauge.....247
 Sander.....231
 Sipers.....230
 Soap.....58
 Softener.....59
 Spoons.....231, 245
 Tape Measure.....226
 Wrap.....228
 Titanium Fastener Kits.....161-162
 Toe Gauge.....232
 Toe Plates.....232
 Toggle Extensions.....77
 Toggle Switches.....77
 Tool Tray.....215
 Top Wing Posts.....155
 Top Wing Trees.....155
 Torque Ball Blanket.....149
 Torque Converters.....238
 Torque Tube Belt.....149
 Torsion Arms.....158
 Torsion Arm Stop.....159
 Torsion Arm Stop Kit.....159
 Torsion Bar Bushings.....159
 Tote(s)
 Gear.....137-138
 Storage.....230
 Towel(s).....220
 Holders.....220
 Track Bar Locator Brackets.....189
 Track Mats.....223
 Trailing Arm(s).....202
 Brackets.....200-202
 Bushings.....202
 Transfer Punches.....103
 Transmission
 Blanket.....238
 Breather Kit.....237
 Dipsticks.....237
 Mount.....239
 Stand.....238
 Yokes.....239
 Trays
 Can.....221
 Gear Tote.....138
 Oil Bottle.....221
 Tube Clamps.....52
 Tube Nuts.....113
 Tubing
 Aluminum.....117
 Cutters.....117
 End Caps.....50
 Notchers.....48
 Steel.....117
 Threaded Ends.....196

U
 U-Bolt (Leaf Spring).....203
 U-Bolt Kits (U-Joint).....141
 U-Joint.....141
 Umbrella.....249
 Universal Brackets.....57

Upper Link(s)..... 192-193
 Brackets..... 192-193
 Spacer Kits..... 194
 Upper Lube..... 61

V
 Vacuum Line..... 118, 123
 Valve
 Core.....246
 Core Tool.....246
 Lash Wrenches..... 213
 Seals.....92-93
 Spring Compressor..... 213
 Stem Puller.....246
 Stems.....246
 Stem Caps.....246
 Valve Cover(s).....91-92
 Breathers.....92
 Gaskets.....92
 Hold Down Fasteners.....92
 V-Belts.....70

W
 Warning Lights.....77
 Wash Plug Sets..... 10
 Washers
 Back-Up.....99
 Crush.....112
 Fender.....108
 Flat.....105
 Locking.....105
 Water Necks.....66
 Water Neck Spacer.....66
 Water Pressure Warning Kit.....76
 Water Pump(s)..... 69, 71
 Block Adapters.....71
 Gaskets.....95
 Pulley Kits.....69-70
 Spacer Kits.....69
 Weather Pack Connector(s).....74
 Pliers.....75
 Terminal Tool.....75

Weight Jack
 Bolts..... 179-180
 Jam Nuts..... 179
 Plate..... 179
 Sleeves..... 179
 Weld Bungs.....91
 Weld-On Nuts.....48
 Weld-On Snouts..... 135
 Wheel
 Adapter.....243
 Bearings.....132
 Bearing Grease.....132
 Bearing Seal.....132
 Bearing Spacer.....132
 Covers/Fasteners..... 241-242
 Dollies.....223
 Hub Kits.....131
 Rim Screws.....245
 Spacers.....242
 Studs.....240
 Stud Drill Bit.....240
 Wrench (Sprint).....240
 Wheelie Bar Wheels.....203
 Wheelie Bar Wrenches.....203
 Wide Open Throttle Switch.....129
 Window Marker.....58
 Window Net(s).....145
 Window Net Installation Kits.....145
 Windshield
 Cleaner.....58
 Material.....12
 Wing
 Adjuster, Manual.....155
 Caps.....155
 Cylinders.....155
 Cylinder Line Kit.....155
 Posts.....155-156
 Tree.....155
 Wall Mount Brackets.....155
 Wipes, Hand Cleaning.....220

Wire
 Connectors.....73-74
 Cutters.....72
 Heat Shrink.....72
 Primary.....72
 Loom.....72
 Safety.....208
 Terminals.....73
 Wire Tie(s)
 Mounting Bases.....217
 Nylon.....217
 Stainless Steel.....94
 Tool.....217
 Wrecker Hook-up Kit.....39
 Wrench(es)
 Aluminum Adjustable.....216
 AN Fitting.....216
 Ball Joint.....232
 Lug.....225
 Nitrous Combination.....216
 Panhard Bar.....188
 Pinion Yoke.....141
 Quick Change Oil Plug.....235
 Quick Turn.....103
 Valve Lash.....213
 Wheelie Bar.....203

Y
 Yokes.....141
 Seals.....141, 239
 Wrench.....141

Z
 Zip Tie(s)
 Mounting Bases.....217
 Nylon.....217
 Stainless Steel.....94
 Tool.....217



Kyle Tucker

Photo: Bill Haynes



Sam Marquardt

Photo: Mike Reusche



Austin Truhler

Photo: Matt Hauch



Ron Bohn

Photo: Matt Hauch

INCH/METRIC CONVERSION TABLE

Inch		MM	Inch		MM	Inch		MM
Fraction	Decimal		Fraction	Decimal		Fraction	Decimal	
	0.00004	0.001	17/64	0.2656	6.746		0.6693	17.0
	0.00039	0.01		0.2756	7.0	43/64	0.6719	17.066
	0.0010	0.025	9/32	0.2812	7.1437	11/16	0.6875	17.4625
	0.0020	0.051	19/64	0.2969	7.5406	45/64	0.7031	17.859
	0.0030	0.0762	5/16	0.3125	7.9375		0.7086	18.0
	0.00394	0.1		0.3150	8.0	23/32	0.7187	18.256
	0.0050	0.1270	21/64	0.3281	8.334	47/64	0.7334	18.653
	0.00984	0.25	11/32	0.3437	8.731		0.7480	19.0
	0.0100	0.254		0.3543	9.0	3/4	0.7500	19.05
1/64	0.0156	0.396	23/64	0.3594	9.1281	49/64	0.7656	19.446
1/32	0.0312	0.793	3/8	0.3750	9.525	25/32	0.7815	19.843
	0.03937	1.0	25/64	0.3906	9.9219		0.7874	20.0
3/64	0.0469	1.191		0.3937	10.0	51/64	0.7969	20.240
	0.0591	1.5	13/32	0.4062	10.318	13/16	0.8125	20.6375
1/16	0.0625	1.5875	27/64	0.4219	10.716		0.8268	21.0
5/64	0.0781	1.984		0.4331	11.0	53/64	0.8281	21.034
	0.0787	2.0	7/16	0.4375	11.1125	27/32	0.8437	21.431
3/32	0.0937	2.381	29/64	0.4531	11.509	55/64	0.8594	21.828
	0.0984	2.5	15/32	0.4687	11.906		0.8661	22.0
	0.1000	2.54		0.4724	12.0	7/8	0.8750	22.225
7/64	0.1094	2.778	31/64	0.4844	12.303	57/64	0.8906	22.621
	0.1181	3.0	1/2	0.5000	12.7		0.9055	23.0
1/8	0.1250	3.175		0.5118	13.0	29/32	0.9062	23.018
	0.1387	3.5	33/64	0.5156	13.096	59/64	0.9219	23.416
9/64	0.1406	3.571	17/32	0.5312	13.493	15/16	0.9375	23.8125
5/32	0.1562	3.968	35/64	0.5469	13.891		0.9449	24.0
	0.1575	4.0		0.5512	14.0	61/64	0.9531	24.209
11/64	0.1719	4.366	9/16	0.5625	14.2875	31/32	0.9687	24.606
	0.1772	4.5	37/64	0.5781	14.684		0.9843	25.0
3/16	0.1875	4.7625		0.5906	15.0	63/64	0.9844	25.003
	0.1969	5.0	19/32	0.5937	15.081	1	1.0000	25.4
13/64	0.2031	5.159	39/64	0.6094	15.478		1.0630	27.0
7/32	0.2187	5.556	5/8	0.6250	15.875		1.1024	28.0
15/64	0.2334	5.953		0.6299	16.0		1.1811	30.0
	0.2362	6.0	41/64	0.6406	16.271	1 1/4	1.2500	31.75
1/4	0.2500	6.35	21/32	0.6562	16.668		1.2992	33.0

Inch/Metric Conversion Factors
Inches x 25.4 = Millimeters
Millimeters x .03937 = Inches
Sq. Inches x 6.4515 = Sq. Centimeters
Sq. Centimeters x .155 = Sq. Inches
Pounds x .4536 = Kilograms
Kilograms x 2.2046 = Pounds
Lbs. per in. ² x .0703 = kg per cm ²
kg per cm ² x 14.2231 = Lbs. per In. ²
Newtons x .2248 = Pounds(Force)
Temperature Conversion (Approximate)
Degrees C = (Degrees F -32)(.5556)
Degrees F = (Degrees C)(1.8)+32



Dusty Shriver

Photo: John Berglund

Returns

To make sure that the item(s) get quickly processed, please follow these simple steps.

1. Call and request an RGA (Returned Goods Authorization) number for the merchandise you wish to return. All merchandise to be returned must be accompanied by an RGA number and be in its original packaging. The product must be unused, unaltered and unchanged from its original state (unless it is a potential warranty issue). Any merchandise returned that does not meet this criteria may be subjected to an additional handling fee or refusal.
2. Pack the parts carefully to avoid any damage during shipping. Always use a sturdy shipping carton to ship the parts back. Print your RGA number on the outside of the shipping carton. Please do not write on, use tape, or affix shipping labels to the product package itself, because we must return it to stock and we can't sell a box that is defaced.
3. We need the invoice number or, better yet, a copy of the original invoice showing when the part was purchased. Please include this information with the merchandise you're returning. Returns will be assessed a \$4.50 processing fee per RGA number. We're sorry, but we can not accept returns on custom-built items.

Warranty

Allstar Performance® warrants each new product to be free from defects in both workmanship and materials for a period of ninety (90) days from the date of purchase. Product in question should either be returned to the dealer from which it was purchased, or shipped directly to Allstar Performance® along with an RGA (see above), proof of purchase and a complete description of the problem. The product must be returned freight pre-paid; COD's will not be accepted. No parts will be reviewed for inspection if modifications have been made. If, after factory inspection, the part is deemed to be defective, it will be replaced or a refund check will be issued.



UNOH Team

Photo: Mike Campbell

Disclaimer of Warranty

ALLSTAR PERFORMANCE makes no warranties...

Allstar Performance® makes no written, oral, expressed, or implied statement of warranty or guarantee on any product sold, other than for defects in materials or workmanship as stated previously. Allstar Performance® will not assume liability for personal or property damage resulting from the use or misuse of any product we manufacture or sell, whether on the street or on the race track. Purchase and/or use of these products implies recognition and acceptance of this entire warranty and disclaimer by customer.

Printing Disclaimer...

Allstar Performance reserves the right to update, change or modify any product or policy deemed necessary without notice. Every effort has been made to avoid printing errors, in this catalog and previous versions. We disclaim any responsibility for application or specification errors.

Items That Require Additional Shipping Charges

Some items in this catalog are too large for UPS or FedEx ground shipment and therefore must be shipped via truck freight (pre-paid), some of these items may also include a shipping pallet surcharge. Throughout this catalog, the parts that require truck freight or a pallet for shipment will be marked with an appropriate icon.

Note: Shipping charges for very large packages shipped by these means are invoiced according to dimensional weight rather than actual weight. For example, race car body parts are generally shipped in very large cartons. Their actual weight may be considerably less than 25 lbs., but their dimensional weight (a figure based upon the length, width and height of the package) when calculated by the parcel service may exceed the 50 lb. rate. Consequently, the shipping charges will be based upon 50+ lbs. and not 25 lbs.



UNOH Team

Photo: Mike Campbell